



National Statistics Office of Georgia



SUMMARY OF VITAL STATISTICS IN GEORGIA

**2018**



29.03.2019

[www.geostat.ge](http://www.geostat.ge)

## SUMMARY OF VITAL STATISTICS, 2018<sup>1</sup>

### BIRTHS

The number of live births equaled 51 138 in 2018 (26 538 male and 24 600 female babies), registering a 4.0 percent decrease from the previous year. Compared to 2017, the sex ratio at birth remained unchanged – male births per 100 female births equaled 107.9.

TABLE 1: NUMBER OF LIVE BIRTHS BY SEX

YEAR	BOTH SEXES	MALES	FEMALES	SEX RATIO AT BIRTH
2017	53 293	27 658	25 635	107.9
2018	51 138	26 538	24 600	107.9

In 2018 the largest number of live births was recorded in Tbilisi (16 161) while the smallest – in Racha-Lechkhumi and Kvemo Svaneti Region (328).

TABLE 2: NUMBER OF LIVE BIRTHS BY REGIONS

REGION	2017	2018
GEORGIA	53 293	51 138
Tbilisi	14 906	16 161
Adjara A.R.	6 108	5 800
Guria	1 471	1 272
Imereti	7 574	6 757
Kakheti	4 722	4 159
Mtskheta-Mtianeti	1 205	1 067
Racha-Lechkhumi and Kvemo Svaneti	341	328
Samegrelo-Zemo Svaneti	4 436	3 972
Samtskhe-Javakheti	2 178	2 107
Kvemo Kartli	6 693	6 179
Shida Kartli	3 659	3 336

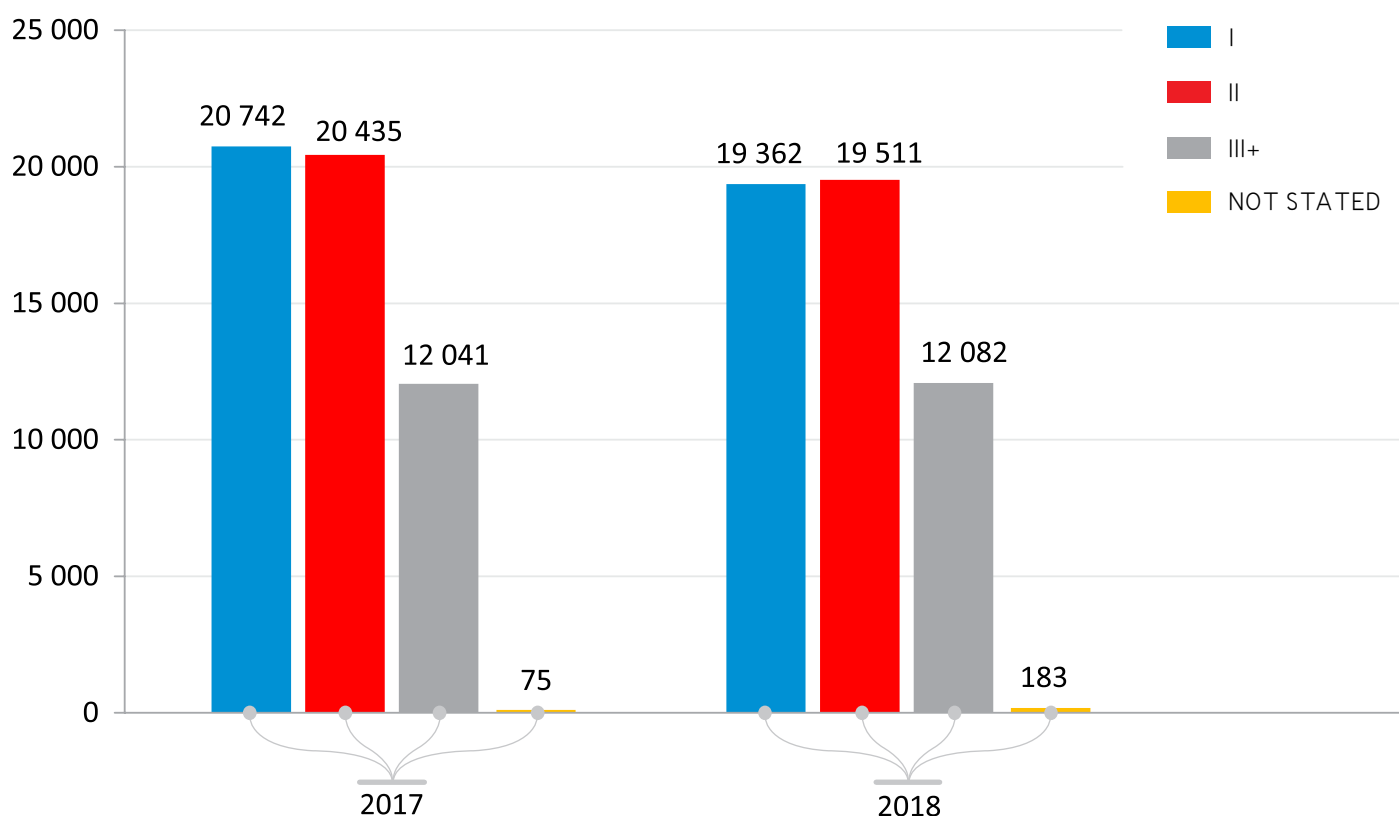
<sup>1</sup> Not including occupied territories

29.03.2019

Compared to 2017, in 2018 the share of the first child in total births decreased from 38.9 percent to 37.9 percent. Consequently, the share of the third and next order child increased from 22.6 percent to 23.4 percent, while the share of the second child remaining almost unchanged.

Chart № 1

### NUMBER OF LIVE BIRTHS BY ORDER

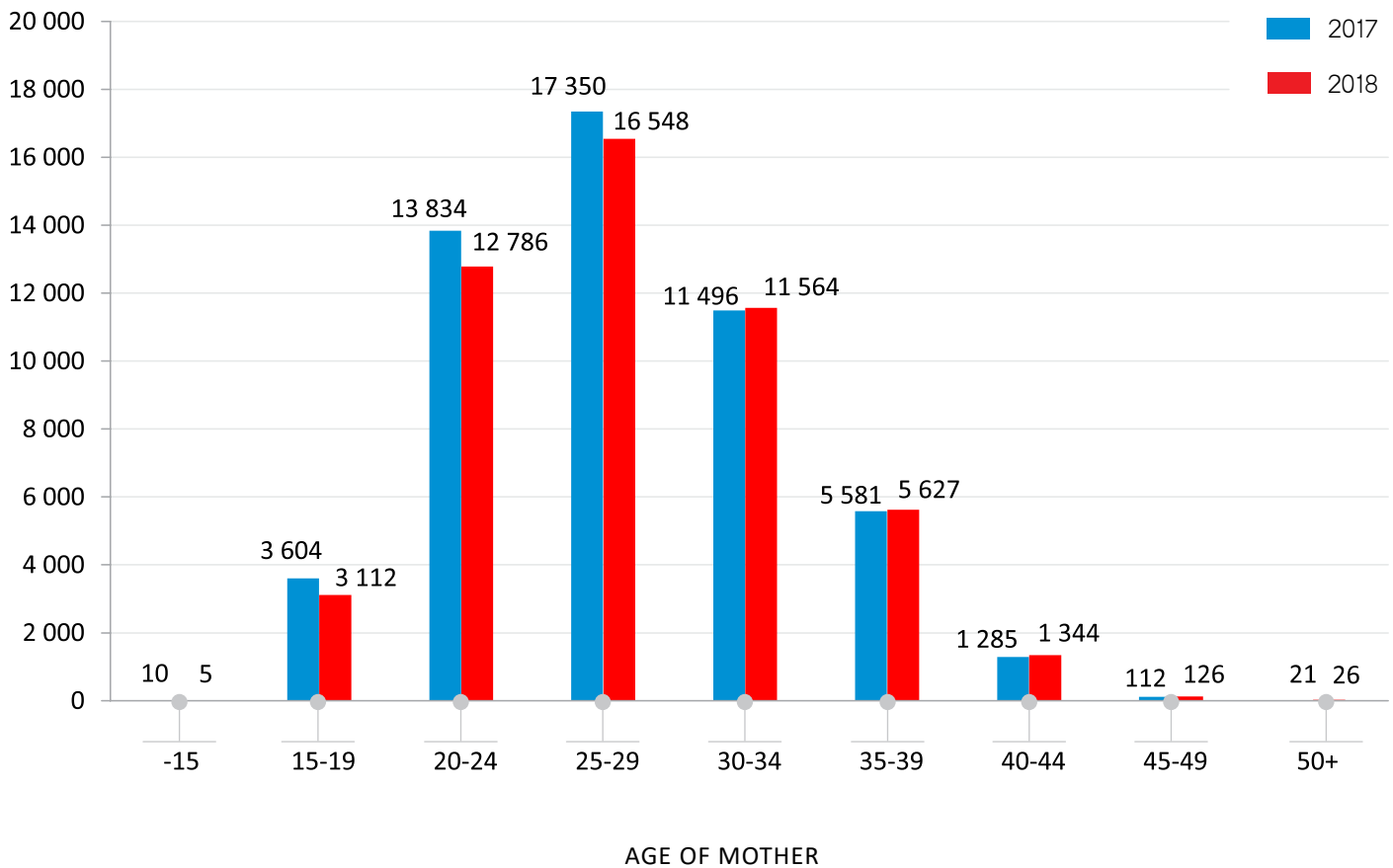


Compared to 2017, in 2018 the share of births for women aged less than 25 declined from 32.7 percent to 31.1 percent, while increasing for women aged 25-39 (from 64.6 percent to 66.0 percent), and remaining almost unchanged for women aged 40 years and older.

29.03.2019

Chart № 2

NUMBER OF LIVE BIRTHS BY AGE OF MOTHER



The mean age of mothers at first birth equaled 25.6 years.

29.03.2019

DEATHS

In 2018 the number of deaths decreased by 2.7 percent in annual terms and totaled 46 524 persons. Similarly to the birth statistics, the largest number of deaths was recorded in Tbilisi (12 122) while the smallest – in Racha-Lechkhumi and Kvemo Svaneti Region (656).

TABLE 3: NUMBER OF DEATHS BY REGIONS

REGION	2017	2018
GEORGIA	47 822	46 524
Tbilisi	11 976	12 122
Adjara A.R.	3 480	3 438
Guria	1 861	1 691
Imereti	8 733	8 005
Kakheti	4 806	4 529
Mtskheta-Mtianeti	1 370	1 329
Racha-Lechkhumi and Kvemo Svaneti	736	656
Samegrelo-Zemo Svaneti	5 119	4 904
Samtskhe-Javakheti	1 941	1 927
Kvemo Kartli	4 351	4 525
Shida Kartli	3 449	3 398

The number of infant deaths (child under 1 year of age) equaled 416 in 2018. Accordingly, the infant mortality rate (per 1 000 live births) equaled 8.1 ‰, a 1.5 points decrease from the previous year.

Similarly, the under-5 mortality rate (per 1 000 live births) decreased by 1.4 points compared to the previous year and totaled 9.8‰.

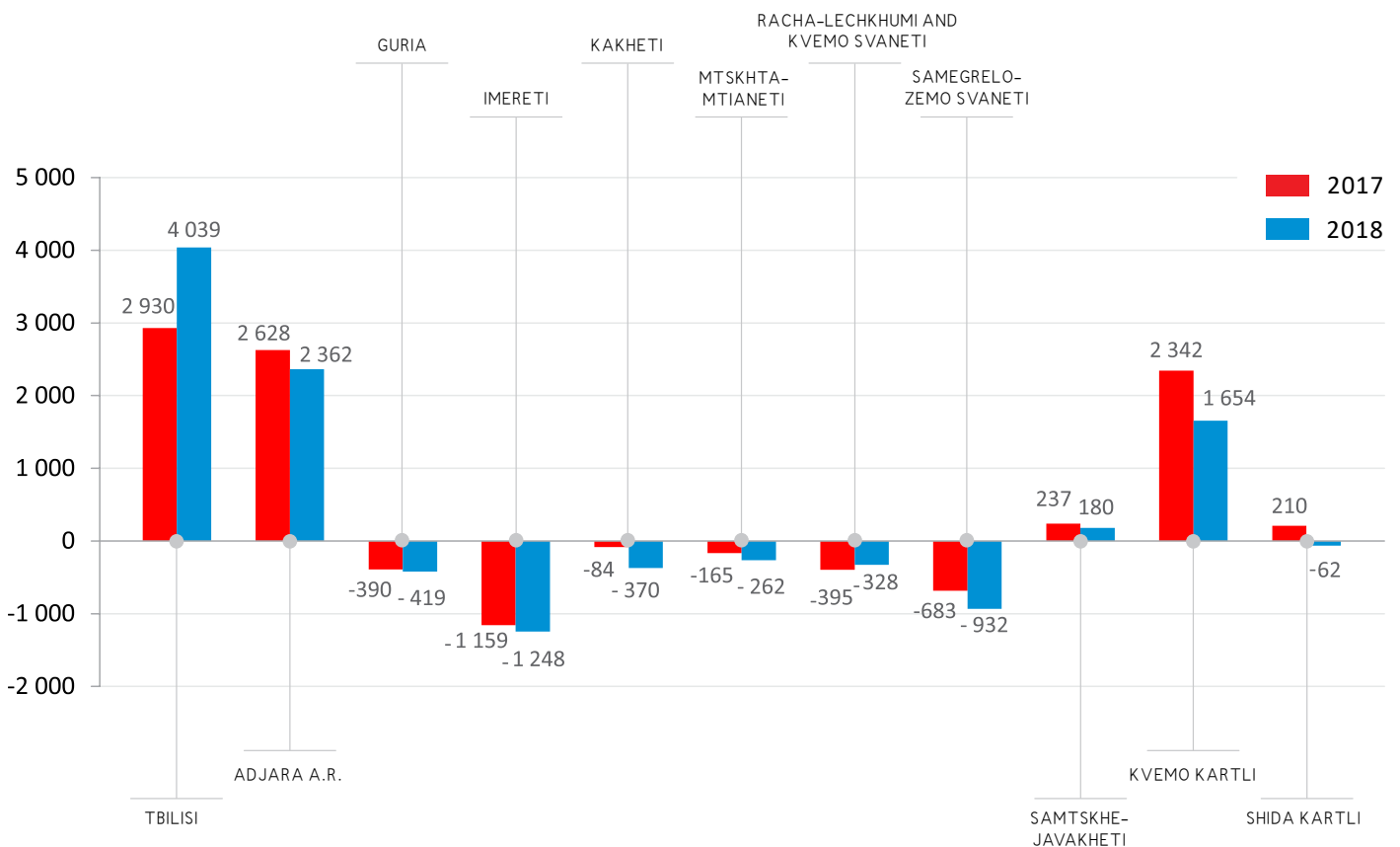
29.03.2019

NATURAL INCREASE

In 2018 the natural increase (the difference between the number of births and the number of deaths) equaled 4 614 decreasing by 15.7 percent year-on-year.

Chart № 3

NATURAL INCREASE BY REGIONS



In 2018 negative natural increase was registered in Imereti, Samegrelo-Zemo Svaneti, Guria, Kakheti, Racha-Lechkhumi and Kvemo Svaneti, Mtskheta-Mtianeti, and Shida Kartli regions.

29.03.2019

MARRIAGES

The number of registered marriages equaled 23 202 in 2018, showing a 2.0 percent decrease from the previous year.

TABLE 4: NUMBER OF REGISTERED MARRIAGES BY REGIONS

REGION	2017	2018
GEORGIA	23 684	23 202
Tbilisi	6 984	6 718
Adjara A.R.	2 548	2 598
Guria	647	665
Imereti	3 850	3 661
Kakheti	1 744	1 794
Mtskheta-Mtianeti	475	500
Racha-Lechkhumi and Kvemo Svaneti	211	177
Samegrelo-Zemo Svaneti	2 101	2 055
Samtskhe-Javakheti	993	921
Kvemo Kartli	2 617	2 666
Shida Kartli	1 514	1 447

The mean age of first marriage in 2018 equaled 27.7 years for females and 30.4 years for males.

<sup>2</sup> The number do not include marriages, when the both spouses are citizens of other countries and non-usual residents of Georgia

29.03.2019

DIVORCES

The number of divorces equaled 10 288 increasing by 0.6 percent compared to the previous year.

TABLE 5: NUMBER OF REGISTERED DIVORCES BY REGIONS

REGION	2017	2018
GEORGIA	10 222	10 288
Tbilisi	3 731	3 898
Adjara A.R.	678	761
Guria	237	252
Imereti	1 739	1 668
Kakheti	783	727
Mtskheta-Mtianeti	222	234
Racha-Lechkhumi and Kvemo Svaneti	72	70
Samegrelo-Zemo Svaneti	825	813
Samtskhe-Javakheti	217	233
Kvemo Kartli	1 067	994
Shida Kartli	651	638

Contact persons:

Shorena Tsiklauri, Tel.: 2 36 72 10 (601), E-mail: [shtsiklauri@geostat.ge](mailto:shtsiklauri@geostat.ge)

Mariam Kavelashvili, Tel.: 2 36 72 10 (020), E-mail: [mkavelashvili@geostat.ge](mailto:mkavelashvili@geostat.ge)