



National Statistics Office of Georgia

## EXTERNAL MERCHANDISE TRADE IN GEORGIA

# 2019

.....  
JANUARY - MARCH

(EXPRESS DATA)

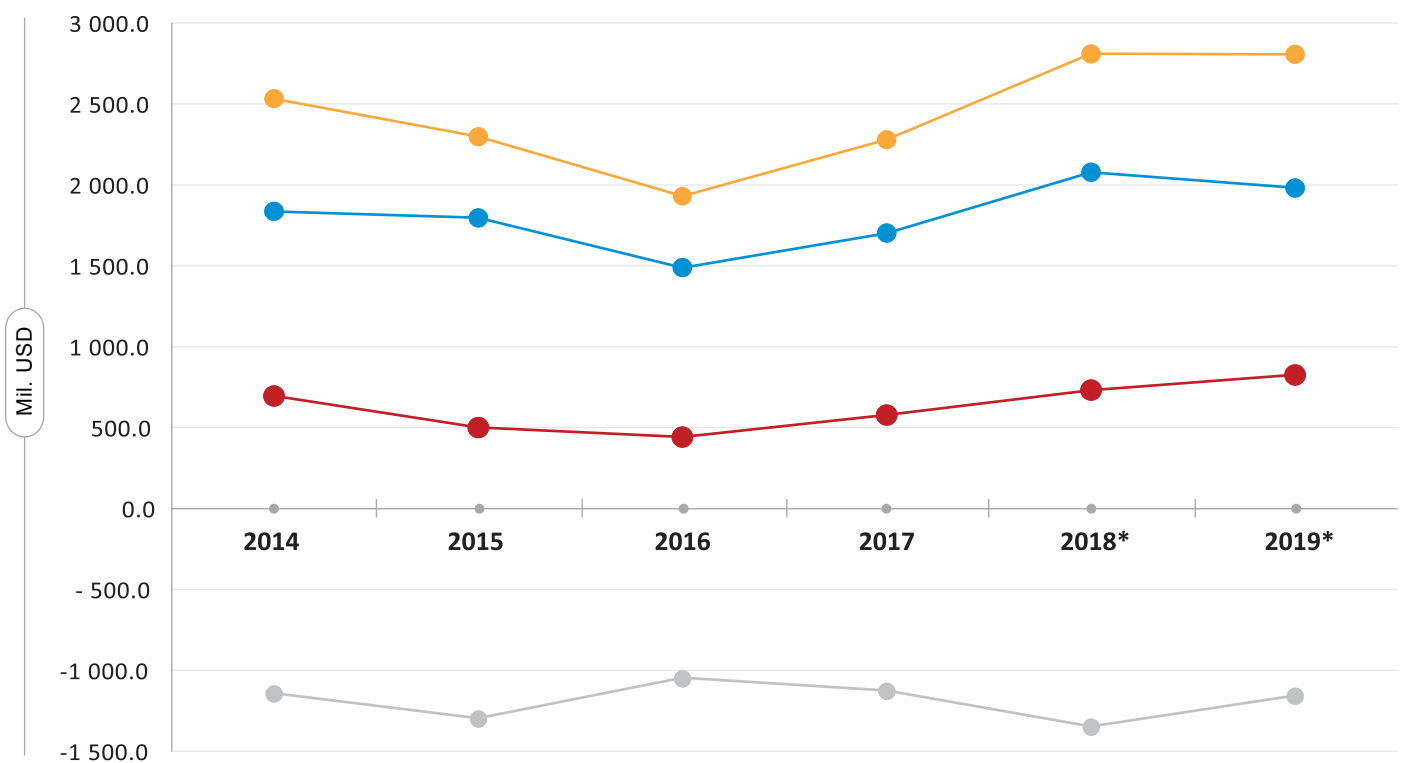
15.04.2019

15.04.2019

### EXTERNAL MERCHANDISE TRADE OF GEORGIA IN JANUARY-MARCH 2019 (EXPRESS RELEASE)

External Merchandise Trade (excluding non-declared trade) of Georgia amounted to USD 2 807.1 million in January-March 2019, 0.1 percent lower year-on-year. The value of export increased by 12.8 percent reaching USD 826.0 million, while the import decreased by 4.7 percent and amounted to USD 1 981.1 million. The trade deficit equaled USD 1 155.1 million and its share in trade turnover constituted 41.1 percent.

### EXTERNAL MERCHANDISE TRADE TENDENCIES OF GEORGIA IN JANUARY-MARCH 2014-2019



\*Preliminary data.

● TURNOVER ● IMPORT ● EXPORT ● BALANCE

The table below shows dynamics of the external merchandise trade statistics indicators in 2014-2019.

## NATIONAL STATISTICS OFFICE OF GEORGIA

15.04.2019

### EXTERNAL MERCHANDISE TRADE OF GEORGIA IN 2014-2019 (MILLION US DOLLARS)

YEAR	MONTH	EXPORTS	IMPORTS	TURNOVER	BALANCE
2014	<b>YEAR</b>	2 861.0	8 601.8	11 462.9	-5 740.8
	January	223.6	543.3	767.0	-319.7
	February	216.0	591.7	807.7	-375.6
	March	256.2	701.7	957.9	-445.6
	April	236.9	683.6	920.5	-446.6
	May	242.6	814.5	1 057.1	-571.8
	June	244.1	698.1	942.2	-453.9
	July	246.2	786.8	1 033.0	-540.6
	August	247.6	683.3	930.9	-435.6
	September	239.8	726.9	966.7	-487.1
	October	272.2	783.8	1 056.0	-511.6
	November	202.6	724.4	927.0	-521.8
2015	<b>YEAR</b>	2 204.7	7 300.3	9 505.0	-5 095.6
	January	155.1	538.9	694.0	-383.8
	February	167.2	579.9	747.1	-412.7
	March	179.1	677.7	856.7	-498.6
	April	186.6	552.1	738.7	-365.6
	May	194.6	566.6	761.2	-372.0
	June	198.6	607.5	806.1	-408.9
	July	187.0	582.0	769.1	-395.0
	August	190.4	624.3	814.7	-433.9
	September	186.3	644.9	831.2	-458.5
	October	187.9	616.1	804.0	-428.2
	November	187.3	575.8	763.1	-388.5
2016	<b>YEAR</b>	2 112.9	7 293.8	9 406.7	-5 180.9
	January	122.2	411.9	534.1	-289.7
	February	158.4	524.3	682.6	-365.9
	March	162.0	552.4	714.4	-390.4
	April	165.6	557.2	722.8	-391.5
	May	172.3	610.3	782.6	-438.0
	June	168.0	642.4	810.4	-474.3
	July	173.6	600.1	773.7	-426.5
	August	187.9	691.6	879.6	-503.7
	September	202.4	648.8	851.2	-446.4
	October	190.1	662.1	852.2	-472.0
	November	219.0	648.0	867.0	-429.0
December	191.3	744.7	936.1	-553.4	

## NATIONAL STATISTICS OFFICE OF GEORGIA






15.04.2019

YEAR	MONTH	EXPORTS	IMPORTS	TURNOVER	BALANCE
2017	<b>YEAR</b>	2 735.5	7 942.7	10 678.1	-5 207.2
	January	176.9	495.1	672.0	-318.2
	February	179.9	589.4	769.3	-409.5
	March	221.2	617.5	838.6	-396.3
	April	211.6	594.3	805.9	-382.7
	May	215.3	637.1	852.4	-421.8
	June	235.6	644.0	879.7	-408.4
	July	212.6	642.1	854.8	-429.5
	August	236.3	703.6	939.9	-467.3
	September	257.6	688.3	945.9	-430.7
	October	263.3	731.2	994.5	-467.9
	November	236.9	761.3	998.1	-524.4
	December	288.3	838.8	1 127.1	-550.5
2018*	<b>YEAR</b>	3 354.5	9 122.6	12 477.1	-5 768.1
	January	222.6	594.5	817.2	-371.9
	February	223.6	638.9	862.6	-415.3
	March	285.8	844.7	1 130.5	-558.9
	April	229.1	734.9	964.0	-505.8
	May	322.9	810.8	1 133.8	-487.9
	June	307.8	779.3	1 087.1	-471.5
	July	278.3	796.8	1 075.1	-518.5
	August	275.4	772.8	1 048.2	-497.4
	September	301.1	720.0	1 021.2	-418.9
	October	303.0	866.1	1 169.1	-563.2
	November	276.2	742.7	1 018.9	-466.5
	December	328.6	820.9	1 149.5	-492.3
2019*	<b>YEAR</b>	826.0	1 981.1	2 807.1	-1 155.1
	January	238.8	593.2	831.9	-354.4
	February	266.3	647.7	913.9	-381.4
	March	321.0	740.2	1 061.2	-419.2

\*Preliminary data.

Detailed data on external merchandise trade of Georgia will be published on 19 April, 2019.

15.04.2019

- Sources:**
-  LEPL Revenue Service of Ministry of Finance of Georgia;
  -  LEPL Service Agency of Ministry of Internal Affairs of Georgia;
  -  Georgian State Electric System, JSC;
  -  Electricity System Commercial Operator, JSC;
  -  Georgian Gas Transportation Company, LTD.

**Notice:** The discrepancy between the totals and the sum in some cases can be explained by using rounded data.

Contact person:  
Lia Dzebisauri,  
Tel.: (+995 32)36 72 10 (300).  
E-mail: [Ldzebisauri@geostat.ge](mailto:Ldzebisauri@geostat.ge)