



National Statistics Office of Georgia

# INBOUND TOURISM STATISTICS IN GEORGIA I QUARTER 2019



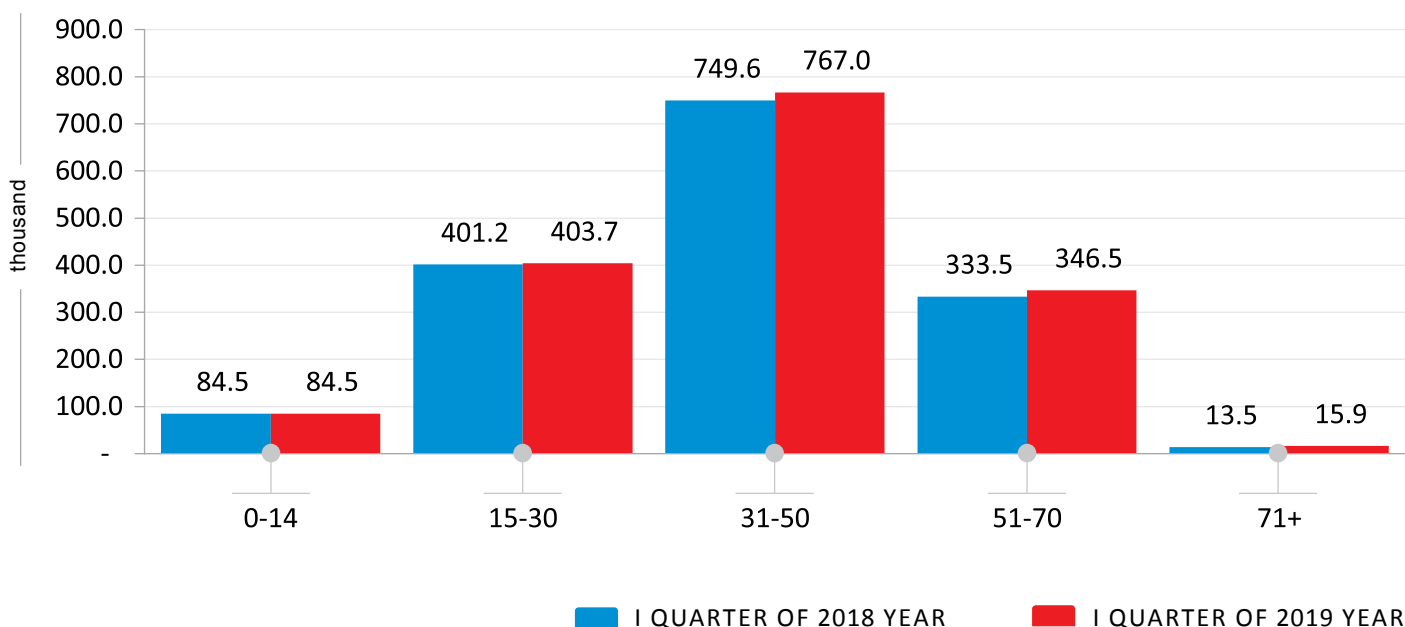
15.05.2019  
[www.geostat.ge](http://www.geostat.ge)

## INBOUND TOURISM STATISTICS

(I QUARTER, 2019 YEAR)

In the I quarter of 2019, the number of arrivals of international non-resident travellers<sup>1</sup> in the territory of Georgia equaled 1.6 million, which is 2.2 percent higher compared to the previous year. Most of the incomes, 47.4 percent, were made by travellers of 31-50 age groups.

### DISTRIBUTION OF ARRIVALS OF INTERNATIONAL NON-RESIDENT TRAVELLERS BY AGE GROUPS IN I QUARTERS OF 2018-2019 YEARS



The number of visits<sup>2</sup> by international visitors<sup>3</sup> from above-mentioned number made up 1.3 million, which is 1.1 percent higher compared to 2018.

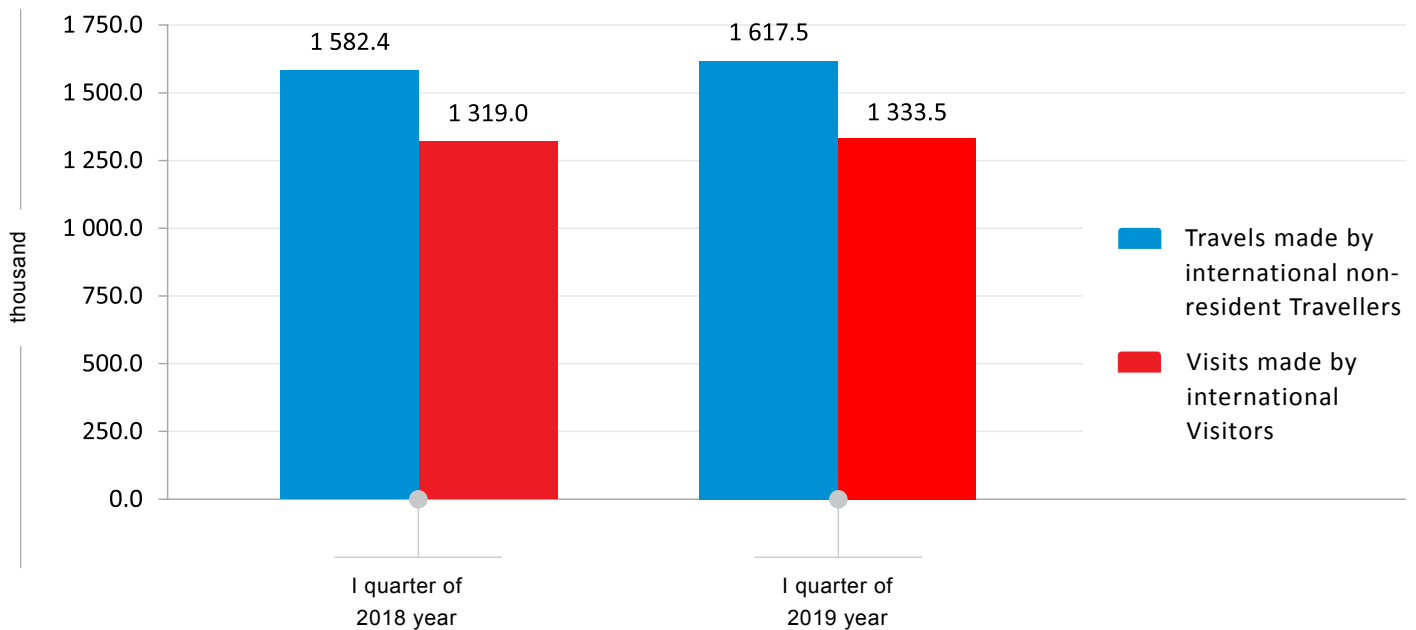
The chart below illustrates the number of travels made by international non-resident travellers and visits made by international visitors in the I quarter of 2018-2019.

<sup>1</sup> According to the World Tourism Organization, a **traveller** is someone who moves between different geographic locations, for any purpose and any duration.

<sup>2</sup> **Visit** is a movement of visitors

<sup>3</sup> **Visitor** is a traveler aged 15 or above, non-resident of Georgia, took a trip outside his/her usual environment to Georgia for less than a year (except following categories: employment, diplomatic or consular officers accredited to Georgia, Armed Forces servants and their dependants and persons who frequently cross borders).

## NUMBER OF TRAVELS MADE BY INTERNATIONAL NON-RESIDENT TRAVELLERS AND VISITS MADE BY INTERNATIONAL VISITORS IN I QUARTERS OF 2018-2019 YEARS



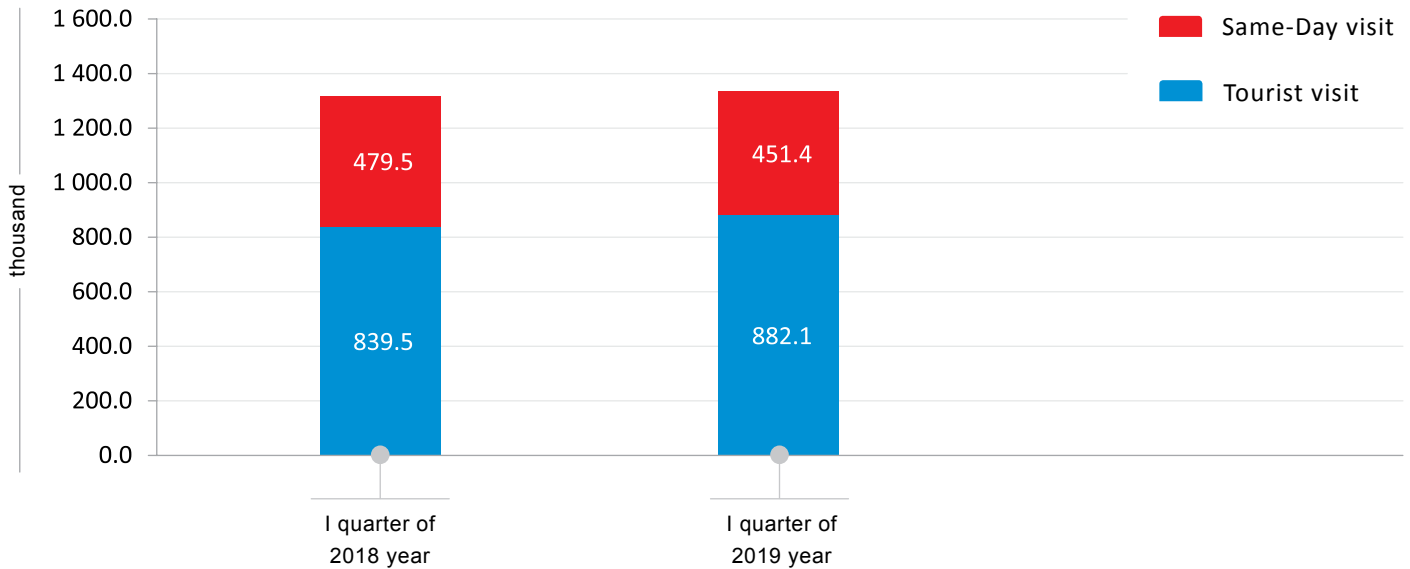
In the I quarter of 2019 the number of international visitors equaled to 1.0 million that is 1.7 percent higher compared to the previous year.

International visitors have made 0.9 million tourist-type visits, which is 5.1 percent higher compared to the previous year. The chart below shows the distribution of visits made by international visitors by the type of visit.

## NATIONAL STATISTICS OFFICE OF GEORGIA

15.05.2019

### DISTRIBUTION OF VISITS BY THE TYPE OF VISIT IN I QUARTERS OF 2018-2019 YEARS



67.7 percent of international visitors were only tourists<sup>4</sup>. The share of excursionists<sup>5</sup> amounted to 26.3 percent, while 6.0 percent of visitors were both tourists and travellers.

### DISTRIBUTION OF INBOUND VISITORS BY THE TYPE OF VISITOR, THOUSAND

	I QUARTER, 2018 YEAR	I QUARTER, 2019 YEAR
Only Tourist	663.7	705.9
Only Same-day Visitor	298.4	274.1
Both	63.0	62.7
<b>Total</b>	<b>1 025.1</b>	<b>1 042.8</b>

<sup>4</sup> **Tourist** is a visitor whose trip includes an overnight stay in Georgia

<sup>5</sup> **Excursionist** is a visitor whose trip does not include an overnight stay in Georgia

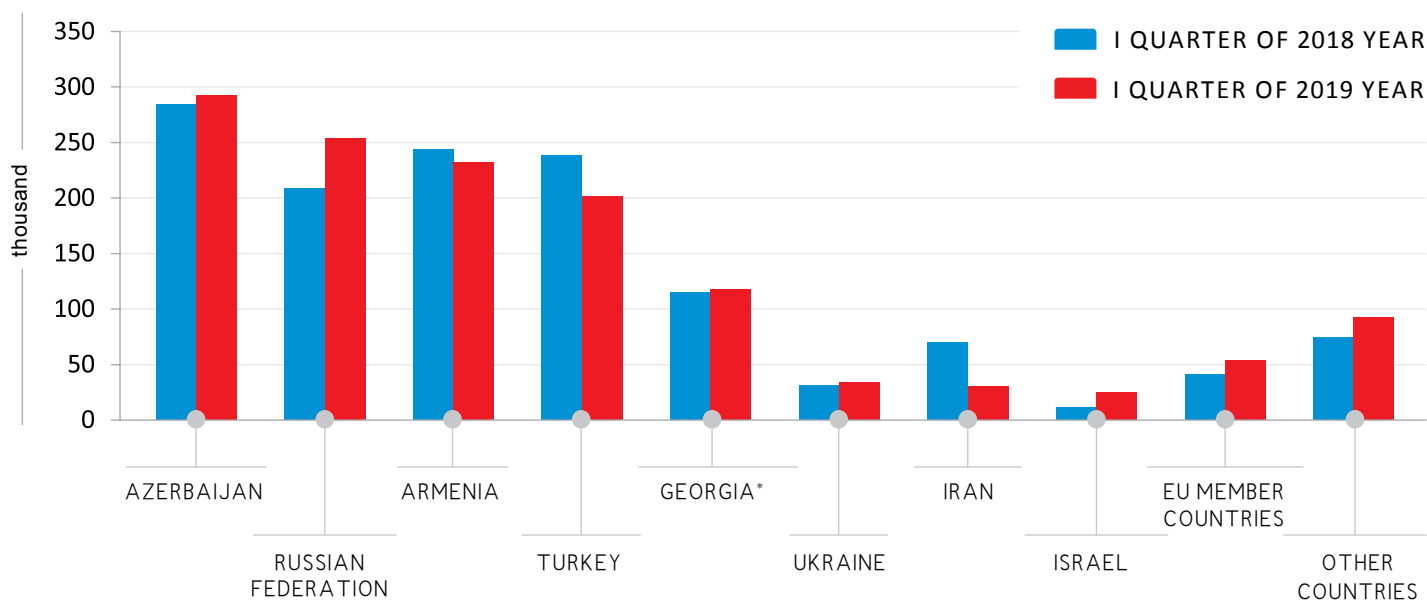
## NATIONAL STATISTICS OFFICE OF GEORGIA

15.05.2019

In I quarter of 2019 the largest number of visitors (222.7 thousand visitors) was from the Russian Federation, which amounts to 21.4 percent of total number of visitors and is 24.3 percent increase compared to 2018.

The largest number of visits, 292.9 thousand, comes on the citizens of Azerbaijan that is 3.0 percent higher compared to the previous year.

### DISTRIBUTION OF VISITS BY THE VISITORS' COUNTRY OF CITIZENSHIP



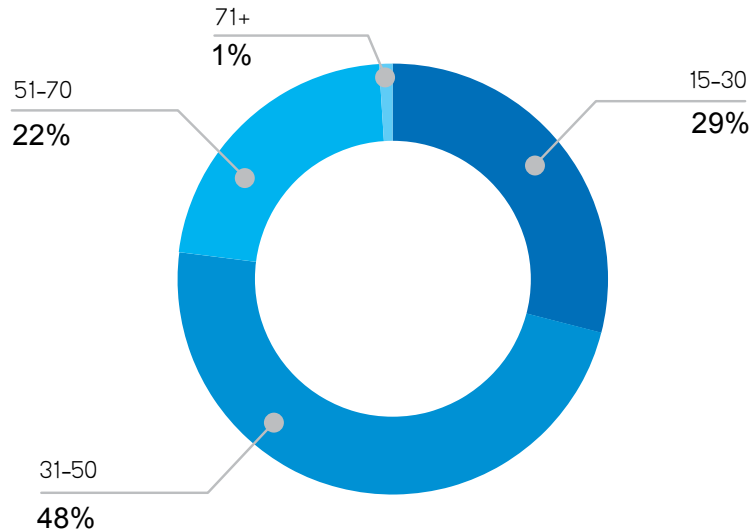
\*Georgian citizens who remain the residents of other country

The majority of visitors (48.0 percent) belonged to the age group of 31-50 years. The number of women equaled to 34.8 percent of the total number of visitors.

## NATIONAL STATISTICS OFFICE OF GEORGIA

15.05.2019

### DISTRIBUTION OF INBOUND VISITORS IN GEORGIA BY THE AGE GROUPS IN I QUARTER, 2019, %



### DISTRIBUTION OF INBOUND VISITORS IN GEORGIA BY GENDER IN I QUARTER, 2019, THOUSAND

	NUMBER OF VISITORS	%
Female	363.4	34.8
Male	679.4	65.2
<b>TOTAL</b>	<b>1 042.8</b>	<b>100.0</b>

In I quarter of 2019, the purpose of the majority of visits (35.8 percent) was holiday, leisure and recreation.

## NATIONAL STATISTICS OFFICE OF GEORGIA

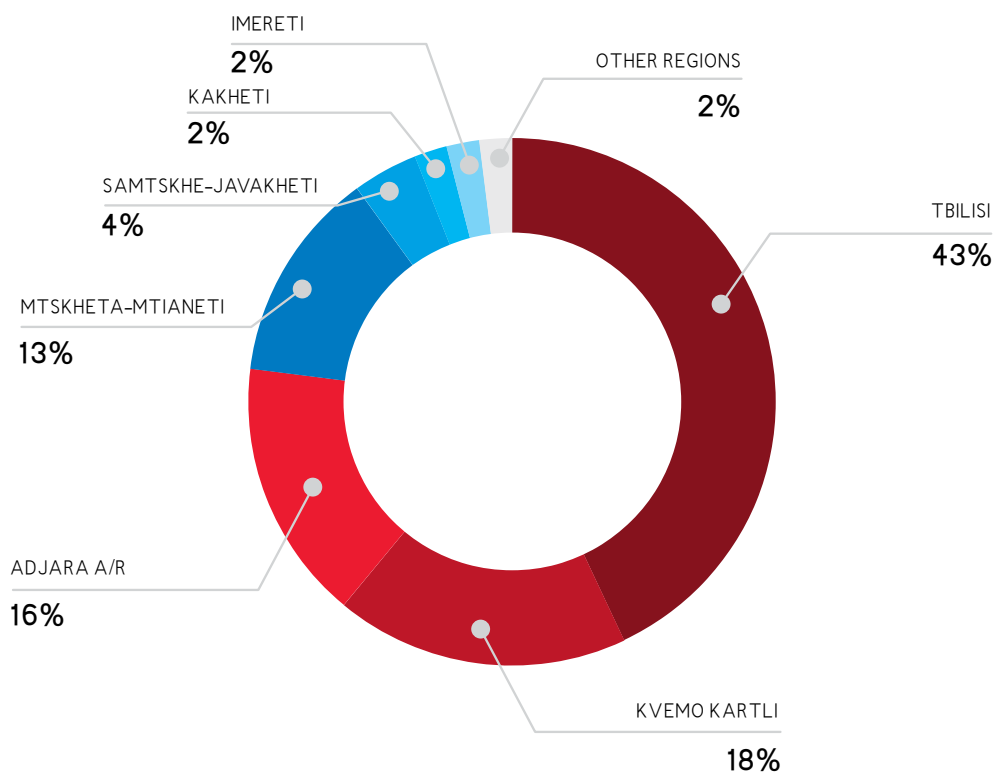
15.05.2019

### DISTRIBUTION OF VISITS BY THE MAIN PURPOSE OF THE VISIT IN I QUARTER, 2019, THOUSAND

	NUMBER OF VISITS	%
Holiday, Leisure, Recreation	477.2	35.8
Visiting friends/relatives	288.2	21.6
Transit to other country	206.8	15.5
Business or Professional	164.2	12.3
Shopping	118.7	8.9
Health and Medical Care	43.0	3.2
Other	35.4	2.7
<b>TOTAL</b>	<b>1 333.5</b>	<b>100.0</b>

The majority of visits comes on Tbilisi and Kvemo Kartli, 670.1 thousands and 273.0 thousands accordingly. The chart below illustrates the distribution of visits by the visited regions.

### DISTRIBUTION OF VISITS BY THE VISITED REGIONS IN I QUARTER, 2019, %

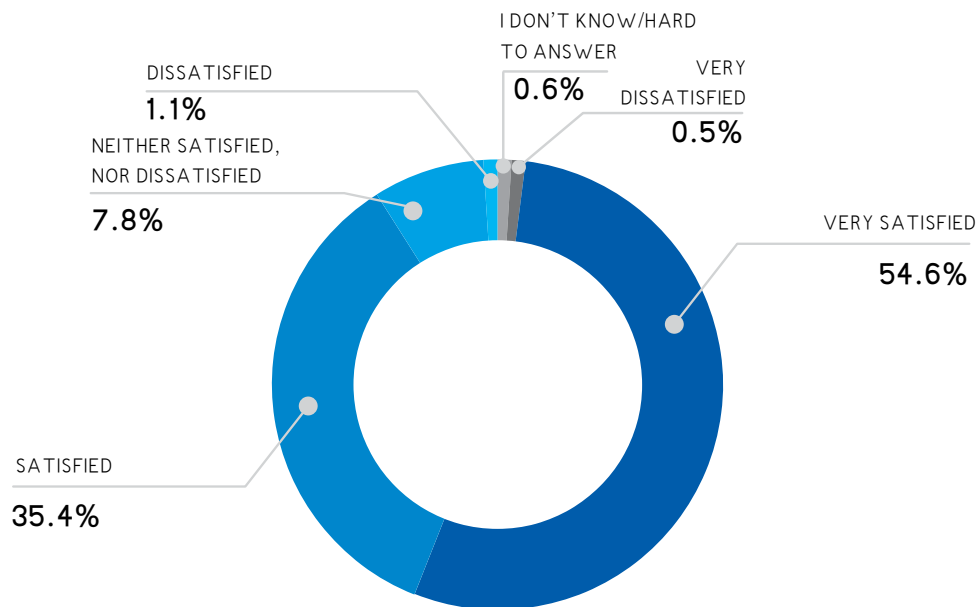


15.05.2019

In I quarter of 2019 the average number of nights spent during the visits equaled to 3.7 nights, which is 14.4 percent decrease than the figure indicated in I quarter of 2018 (4.3 nights).

79.5 percent of visits was repeating visit. The chart below shows the distribution of visits by the level of satisfaction in I quarter of 2019.

**DISTRIBUTION OF VISITS BY THE LEVEL OF SATISFACTION  
IN I QUARTER, 2019 ,%**





## NATIONAL STATISTICS OFFICE OF GEORGIA

15.05.2019

The expenditures during the visits made in I quarter of 2019 equaled to 1.2 billion GEL, which is 15.2 percent decrease compared to the previous year. Average expenditure on the visit decreased by 16.1 percent compared to the previous year and amounted to 889.7 GEL.

### DISTRIBUTION OF INBOUND VISITORS' EXPENDITURE BY THE EXPENDITURE CATEGORIES IN I QUARTER, 2019

	EXPENDITURE (MLN. GEL)	%	AVERAGE EXPENDITURE PER VISIT (GEL)
Foods and drinks	310.5	26.2	232.9
Accommodation	305.3	25.7	228.9
Holiday, leisure, recreation, cultural and sporting activities	220.2	18.6	165.2
Shopping	156.5	13.2	117.3
Consumer durable goods	89.2	7.5	66.9
Local transport	86.0	7.3	64.5
Valuable goods	1.0	0.1	0.7
Other expenditure	17.6	1.5	13.2
<b>Total expenditure</b>	<b>1 186.4</b>	<b>100.0</b>	<b>889.7</b>

#### Contact persons:

Giorgi Sanadze Tel.: 2 36 72 10 (200), E-mail: [gsanadze@geostat.ge](mailto:gsanadze@geostat.ge)

Mariam Kavelashvili Tel.: 2 36 72 10 (020), E-mail: [mkavelashvili@geostat.ge](mailto:mkavelashvili@geostat.ge)