

NATIONAL STATISTICS OFFICE OF GEORGIA

19.06.2019

GEORGIAN EXTERNAL TRADE BY COUNTRIES IN JANUARY-MAY 2019*

(THSD. US DOLLARS)

	EXPORTS (FOB)	IMPORTS (CIF)	BALANCE
External trade – Total	1 466 684.9	3 492 752.9	-2 026 068.0
Of which:			
EU countries	360 890.5	885 825.2	-524 934.8
Austria	1 302.7	30 810.0	-29 507.4
Belgium	7 452.7	37 695.0	-30 242.2
Bulgaria	119 132.4	49 639.3	69 493.1
Croatia	155.5	3 019.9	-2 864.4
Cyprus	322.3	4 246.7	-3 924.5
Czech Republic	2 947.2	31 985.6	-29 038.4
Denmark	173.4	6 298.2	-6 124.8
Estonia	2 081.7	3 309.9	-1 228.1
Finland	60.9	8 172.7	-8 111.9
France	9 460.9	63 707.3	-54 246.3
Germany	24 107.2	173 982.6	-149 875.4
Greece	2 488.9	22 484.2	-19 995.4
Hungary	594.8	15 671.8	-15 077.0
Ireland	219.2	4 081.0	-3 861.7
Italy	17 942.7	87 503.8	-69 561.1
Latvia	5 137.4	11 433.2	-6 295.8
Lithuania (Lietuva)	13 116.6	13 479.5	-362.9
Luxembourg	14.4	1 300.8	-1 286.4
Malta	140.1	1 633.7	-1 493.6
Netherlands	14 331.5	62 430.6	-48 099.1
Poland	8 678.5	61 445.9	-52 767.5
Portugal	47.9	5 248.6	-5 200.7
Romania	94 480.3	73 720.8	20 759.4
Slovakia	390.5	5 485.9	-5 095.4
Slovenia	625.4	9 407.9	-8 782.5
Spain	22 539.7	40 797.7	-18 258.1
Sweden	241.5	4 728.7	-4 487.2
United Kingdom	12 704.2	52 103.7	-39 399.5
CIS countries	748 746.3	951 276.8	-202 530.5
Armenia	116 604.4	106 458.8	10 145.6
Azerbaijan	168 790.7	266 806.1	-98 015.4
Belarus	12 051.8	20 964.8	-8 912.9
Kazakhstan	26 475.3	20 811.4	5 663.8
Kyrgyzstan	23 829.3	1 359.3	22 470.0
Moldova	2 999.0	3 849.8	-850.8
Russia	218 657.0	349 579.7	-130 922.7

NATIONAL STATISTICS OFFICE OF GEORGIA

19.06.2019

	EXPORTS (FOB)	IMPORTS (CIF)	BALANCE
Tajikistan	2 908.2	50.2	2 858.0
Turkmenistan	27 784.5	33 614.1	-5 829.6
Ukraine	109 142.3	142 295.0	-33 152.7
Uzbekistan	39 503.8	5 487.4	34 016.4
Other countries	357 048.2	1 655 650.9	-1 298 602.7
Afghanistan	209.3	17.5	191.8
Albania	7.0	80.5	-73.5
Algeria	5.5	14.1	-8.6
Angola	15.6	-	15.6
Argentina	322.6	1 526.8	-1 204.2
Australia	317.8	15 265.0	-14 947.2
Bahamas	-	0.5	-0.5
Bahrain	34.9	1.4	33.5
Bangladesh	221.7	563.6	-341.8
Belize	-	384.9	-384.9
Bhutan	3.0	-	3.0
Bosnia and Herzegovina	10.0	104.0	-94.0
Brazil	3 794.6	51 619.0	-47 824.4
Burundi	-	70.0	-70.0
Cambodia	-	2.0	-2.0
Canada	693.9	6 928.3	-6 234.4
Chad	2 040.2	70.0	1 970.2
Chile	1 500.4	49 204.4	-47 704.0
China	49 250.6	347 888.0	-298 637.4
Colombia	2 071.7	85.1	1 986.6
Costa Rica	-	259.9	-259.9
Cuba	13.1	64.1	-51.0
Djibouti	6.0	-	6.0
Ecuador	68.3	8 937.0	-8 868.6
Egypt	178.4	15 624.9	-15 446.5
EL Salvador	-	9.0	-9.0
Ethiopia	-	26.8	-26.8
Faroe Islands	-	180.7	-180.7
Gabon	-	34.3	-34.3
Ghana	46.0	11.3	34.6
Guinea	10.6	-	10.6
Hong Kong, SAR of China	2 839.7	26 269.7	-23 430.0
Iceland	-	2 462.5	-2 462.5
India	1 830.6	19 610.7	-17 780.1
Indonesia	1.5	4 959.9	-4 958.4
Iran	28 071.6	67 687.2	-39 615.6
Iraq	7 389.7	10.0	7 379.7

NATIONAL STATISTICS OFFICE OF GEORGIA

19.06.2019

	EXPORTS (FOB)	IMPORTS (CIF)	BALANCE
Israel	4 907.8	7 069.8	-2 162.0
Japan	4 262.2	69 214.1	-64 951.9
Jordan	186.4	94.5	91.9
Kenya	593.8	347.0	246.8
Korea, Republic of	3 577.6	17 381.7	-13 804.0
Kuwait	1 259.7	16.7	1 243.0
Lebanon	81.3	3 887.8	-3 806.5
Lesotho	-	4.2	-4.2
Libya	25.2	-	25.2
Liechtenstein	-	265.7	-265.7
Macedonia (FYR)	11.2	282.8	-271.6
Malawi	-	0.2	-0.2
Malaysia	630.6	5 102.8	-4 472.3
Mali	810.0	70.0	740.0
Mexico	94.5	1 068.0	-973.5
Monaco	0.2	7.1	-6.9
Mongolia	549.8	-	549.8
Montenegro	6.4	241.4	-235.0
Morocco	83.7	963.5	-879.8
Nepal	-	2.7	-2.7
New Zealand	79.6	1 988.9	-1 909.2
Niger	1.9	0.1	1.9
Nigeria	71.4	2.4	69.0
Norway	2.8	4 644.9	-4 642.1
Oman	-	12.9	-12.9
Pakistan	336.0	2 060.2	-1 724.2
Panama	870.0	-	870.0
Paraguay	-	280.3	-280.3
Peru	1 727.9	28 844.6	-27 116.7
Philippines	112.9	14 749.5	-14 636.6
Qatar	430.8	1 257.7	-827.0
San Marino	-	78.1	-78.1
Saudi Arabia	486.2	1 027.2	-541.0
Senegal	4.2	-	4.2
Serbia	8.6	2 825.2	-2 816.6
Seychelles	0.6	154.2	-153.6
Singapore	5 223.7	5 489.0	-265.3
South Africa	244.0	500.7	-256.7
Sri Lanka	0.6	1 031.4	-1 030.8
Sudan	88.0	55.4	32.6
Switzerland	27 671.2	27 664.5	6.7
Syrian	95.0	95.5	-0.5






NATIONAL STATISTICS OFFICE OF GEORGIA

19.06.2019

	EXPORTS (FOB)	IMPORTS (CIF)	BALANCE
Taiwan, Province of China	1 227.0	4 861.0	-3 633.9
Tanzania	2 833.6	6.5	2 827.1
Thailand	-	11 340.9	-11 340.9
Tunisia	1 252.6	226.4	1 026.2
Turkey	106 174.9	595 666.6	-489 491.7
United Arab Emirates	40 144.7	52 904.0	-12 759.2
United States	47 553.6	168 315.7	-120 762.1
Uruguay	354.7	344.1	10.6
Venezuela	29.4	-	29.4
Viet Nam	1 987.2	3 010.0	-1 022.7
Virgin Islands, British	-	204.6	-204.6
Zimbabwe	-	15.4	-15.4

*Preliminary data.

Sources:

-  LEPL Revenue Service of Ministry of Finance of Georgia;
-  LEPL Service Agency of Ministry of Internal Affairs of Georgia;
-  Georgian State Electric System, JSC;
-  Electricity System Commercial Operator, JSC;
-  Georgian Gas Transportation Company, LTD.

Explanation of symbols:

- Not applicable;
- 0.0 Negligible magnitude;
- * Data are preliminary and subject to revisions;
- ... Data are confidential

19.06.2019

Notice:

1. The discrepancy between the totals and the sum in some cases can be explained by using rounded data;
2. Data for 2011-2014 are updated by the data of Special Customs Declarations;
3. Information does not cover the data of Simplified Customs Declarations (Form №4);
4. Information does not cover non-organized trade, also occupied territories of Abkhazian Autonomous Republic and Tskhinvali region;
5. According to the international methodology, there are some difference in coverage of trade flows between external merchandise trade statistics and customs statistics. Diplomatic, temporary, transit and analogous goods are excluded from the database of external merchandise trade statistics.

**The preliminary data will be revised according to the Geostat's revision policy
(based on the regular revision principle) as a result of adjusting
data by respondents/administrative sources.**

Contact person:

Ms. Lia Dzebisauri, Tel.: (+995 32) 36 72 10 (300). E-mail: Ldzebisauri@geostat.ge