




National Statistics Office of Georgia

SURVEY OF WATER SUPPLY ENTERPRISES 2018



01.07.2019

www.geostat.ge



01.07.2019

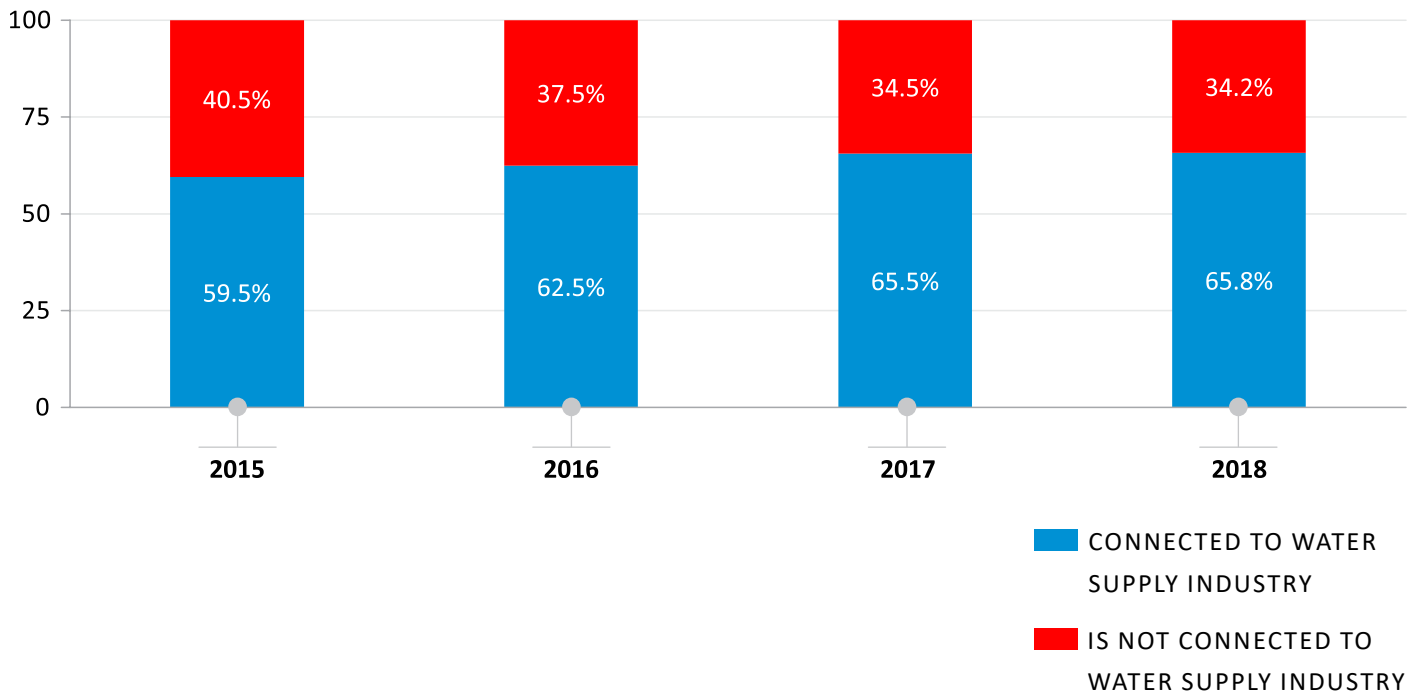
**SURVEY OF WATER SUPPLY ENTERPRISES
(2018)**

The survey results showed that in 2018, 22 enterprises were involved in water supply activities in Georgia. The volume of water provided to households amounted to 221.9 million m³, which is 0.7 percent less compared to 2017. As of December 31, 2018, the number of population connected to water supply industry amounted to 2.45 million (65.8 %) which is 0.2 percent higher compared to 2017.

The diagram below presents the share of population connected to water supply industry in 2015-2018 (diagram №1).

DIAGRAM №1

POPULATION CONNECTED TO WATER SUPPLY INDUSTRY (%)

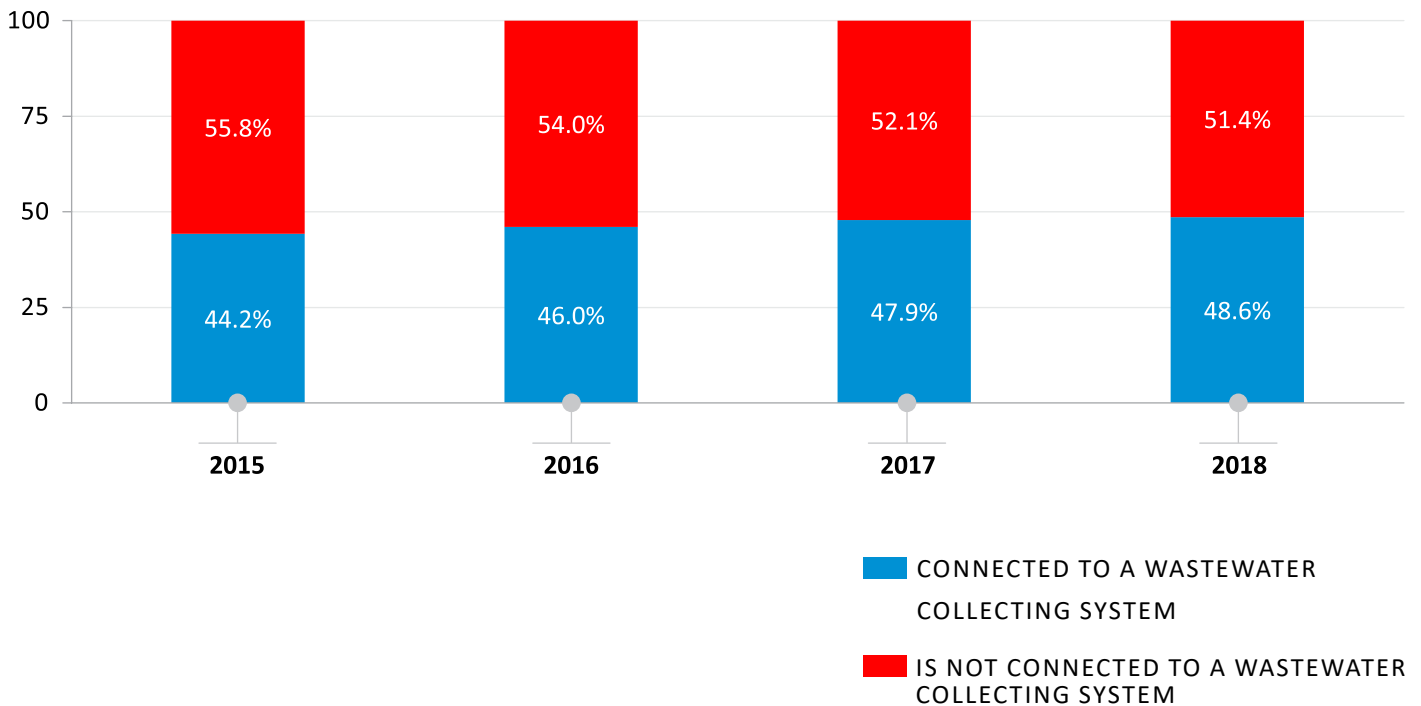


In 2018, the number of population connected to a wastewater collecting system increased by 1.4 percent compared to the year prior and amounted to 1.81 million (48.6 %), while the number of population connected to a wastewater treatment facilities increased by 0.6 percent compared to previous year and reached 1.34 million (36.0 %).

The diagrams below present the share of population connected to a wastewater collecting system (diagram №2) and the share of population connected to a wastewater treatment facilities (diagram №3) in 2015-2018.

DIAGRAM №2

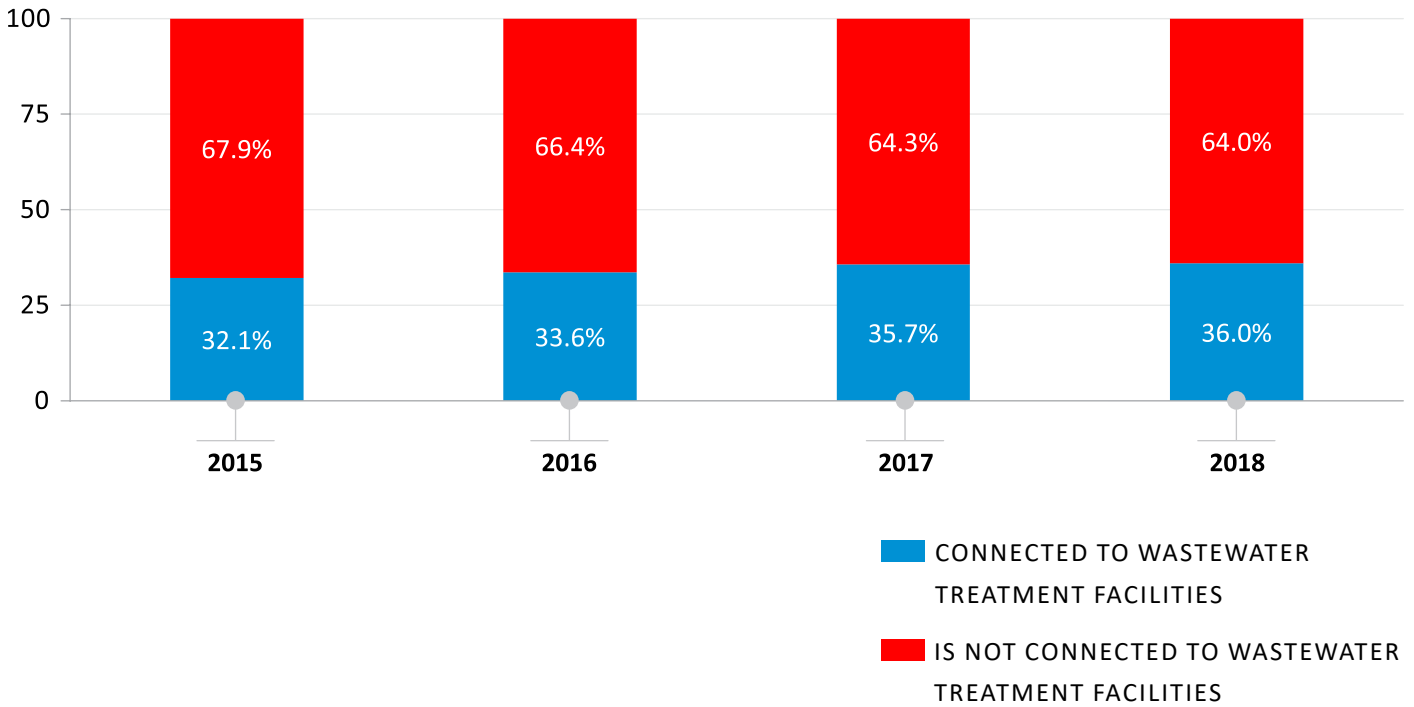
POPULATION CONNECTED TO A WASTEWATER COLLECTING SYSTEM (%)



01.07.2019

DIAGRAM №3

POPULATION CONNECTED TO WASTEWATER TREATMENT FACILITIES (%)



Note: Data for 2015-2017 were revised according to the corrected data received from the relevant sources.

Contact Persons:

Vasil Tsakadze, Tel.: (+995 32) 236 72 10 (500), E-mail: vtsakadze@geostat.ge

Mariam Kavelashvili, Tel.: (+995 32) 236 72 10 (020), E-mail: mkavelashvili@geostat.ge