



National Statistics Office of Georgia

# INFLATION RATE IN GEORGIA

# 2019

## JUNE



03.07.2019

[www.geostat.ge](http://www.geostat.ge)



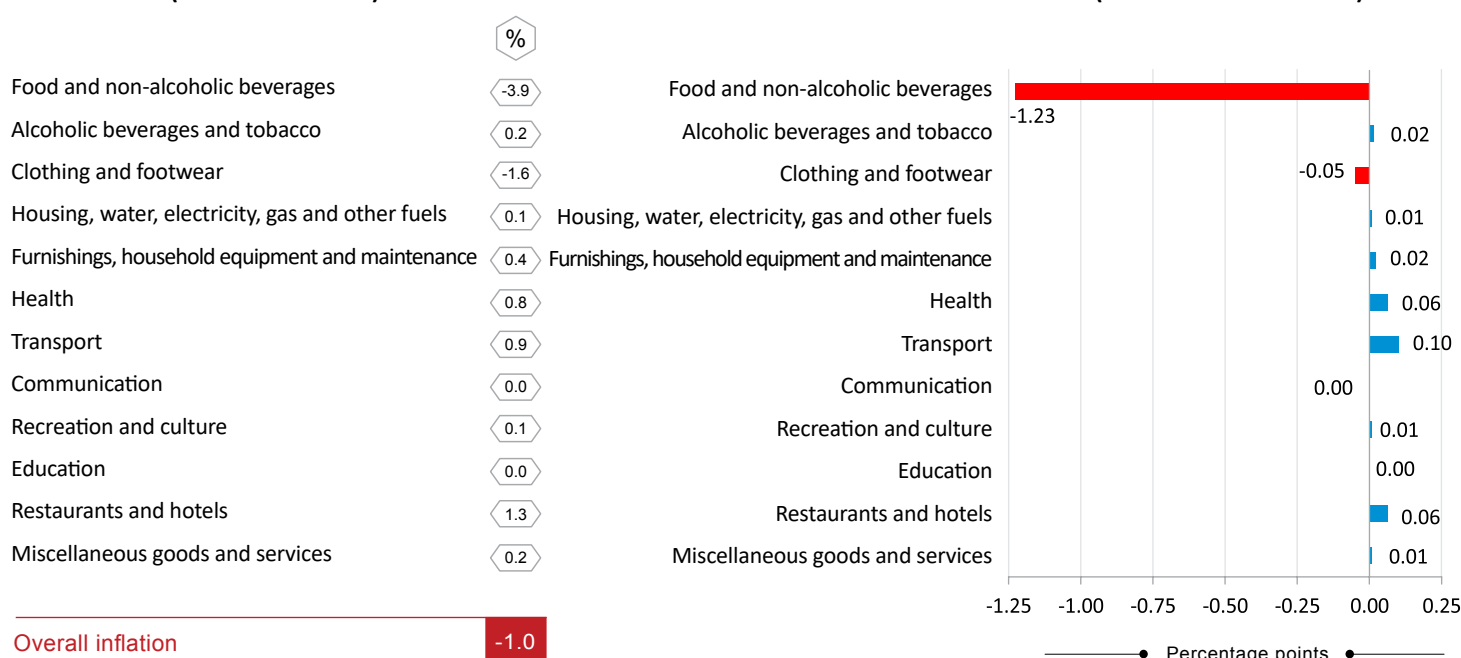
## INFLATION RATE IN GEORGIA, JUNE 2019

In June 2019 the Consumer Price Index decreased by 1.0 percent compared to the previous month, while the annual inflation rate amounted to 4.3 percent.

The following table shows percentage changes in prices for the commodity groups of the consumer basket as well as the relevant contributions to the overall monthly inflation rate.

### PERCENTAGE CHANGE JUNE 2019 (OVER MAY 2019)

### CONTRIBUTIONS\* OF THE GROUPS TO THE OVERALL MONTHLY INFLATION OF JUNE 2019 (TOTAL -1.0 PERCENT)



The monthly inflation rate was mainly influenced by price changes for the following groups:

**Food and non-alcoholic beverages:** the prices in the group decreased by 3.9 percent, contributing -1.23 percentage points to the overall monthly inflation rate. Within the group the prices were lower for the following subgroups: vegetables (-27.9 percent), fruit and grapes (-5.8 percent). Meanwhile, the prices increased for sugar, jam, honey, chocolate and confectionery (1.3 percent), also for milk, cheese and eggs (0.7 percent);

**Transport:** the prices went up by 0.9 percent, contributing 0.1 percentage points to the overall monthly inflation rate. The prices in the group increased for purchase of vehicles (1.1 percent) and for operation of personal transport equipment (1.0 percent);

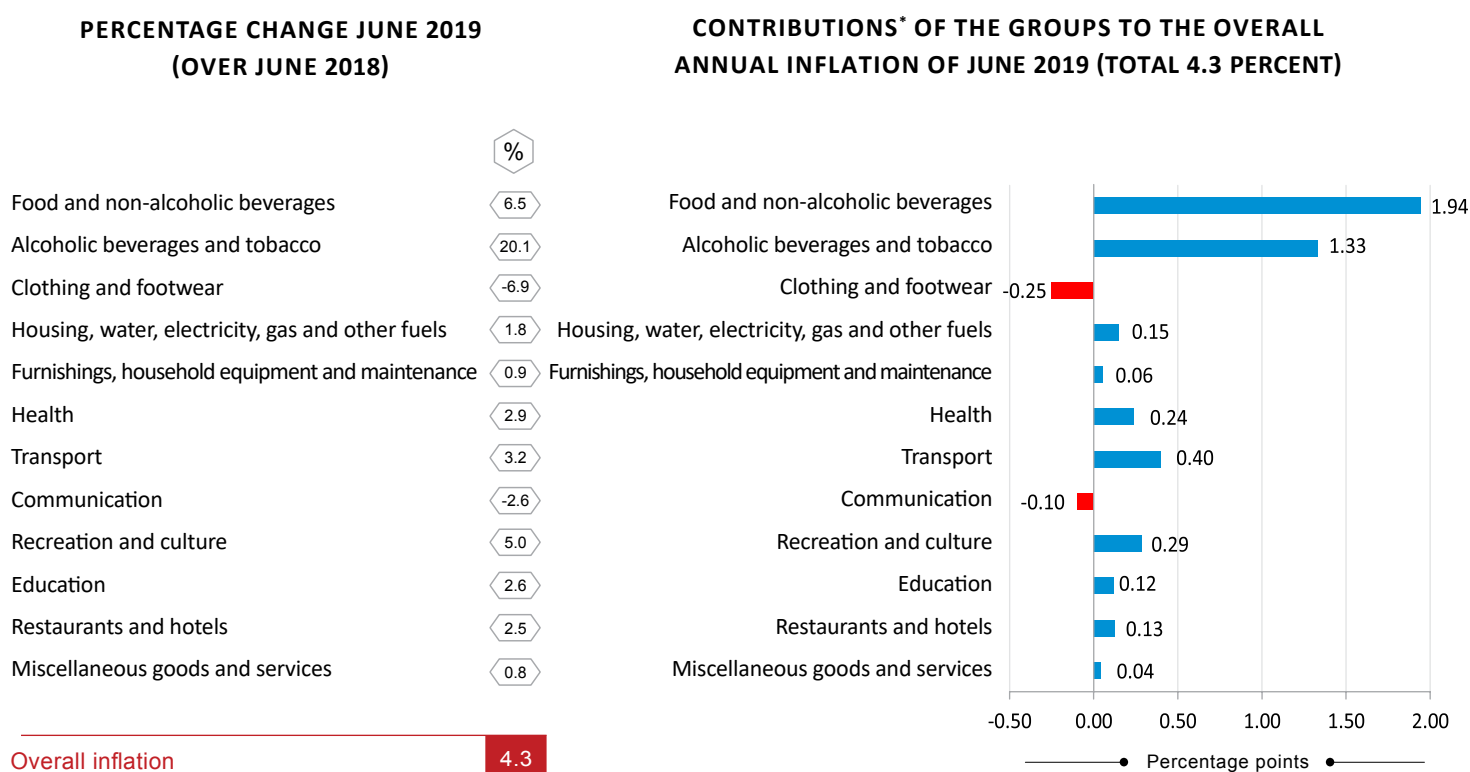
\* Individual contributions may not sum up to the total changes in the index due to rounding.

# NATIONAL STATISTICS OFFICE OF GEORGIA

03.07.2019

**Health:** the prices went up by 0.8 percent, contributing 0.06 percentage points to the overall monthly inflation rate. The prices increased for medical products, appliances and equipment (1.9 percent).

The following table shows percentage changes in prices for the commodity groups of the consumer basket, as well as the relevant contributions to the overall annual inflation rate in June 2019.



The annual inflation rate was mainly influenced by price changes for the following groups:

**Food and non-alcoholic beverages:** the prices within the group increased by 6.5 percent, contributing 1.94 percentage points to the overall annual inflation rate. Within the group the prices were higher for the following subgroups: fish (13.3 percent), vegetables (11.9 percent), bread and cereals (11.7 percent), meat (6.4 percent), milk, cheese and eggs (6.1 percent), mineral waters, soft drinks, fruit and vegetable juices (4.3 percent), also sugar, jam, honey, chocolate and confectionery (4.2 percent). Meanwhile, the prices decreased for fruit and grapes (-11.6 percent);

\* Individual contributions may not sum up to the total changes in the index due to rounding.

## NATIONAL STATISTICS OFFICE OF GEORGIA

03.07.2019

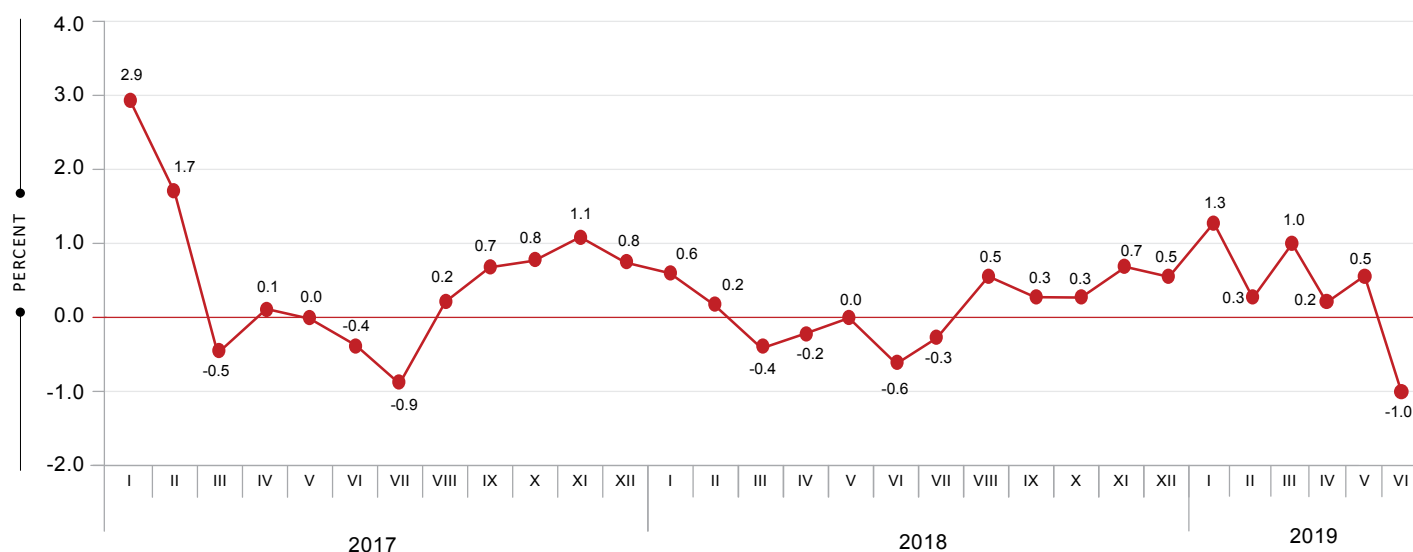
**Alcoholic beverages and tobacco:** the prices increased by 20.1 percent, with a relevant contribution of 1.33 percentage points to the overall annual CPI growth. The prices increased for tobacco (42.7 percent);

**Transport:** the prices increased by 3.2 percent, which resulted in a 0.4 percentage point contribution to the overall annual inflation rate. The prices were higher mainly for operation of personal transport equipment (3.9 percent) and transport services (2.1 percent);

**Recreation and culture:** the prices went up by 5.0 percent, contributing 0.29 percentage points to the overall annual inflation rate. The prices in the group increased for recreational and cultural services (6.5 percent);

**Health:** the prices went up by 2.9 percent, contributing 0.24 percentage points to the overall annual inflation rate. The prices increased for the following subgroups: medical products, appliances and equipment (4.0 percent), out-patient services (2.9 percent) and hospital services (1.7 percent).

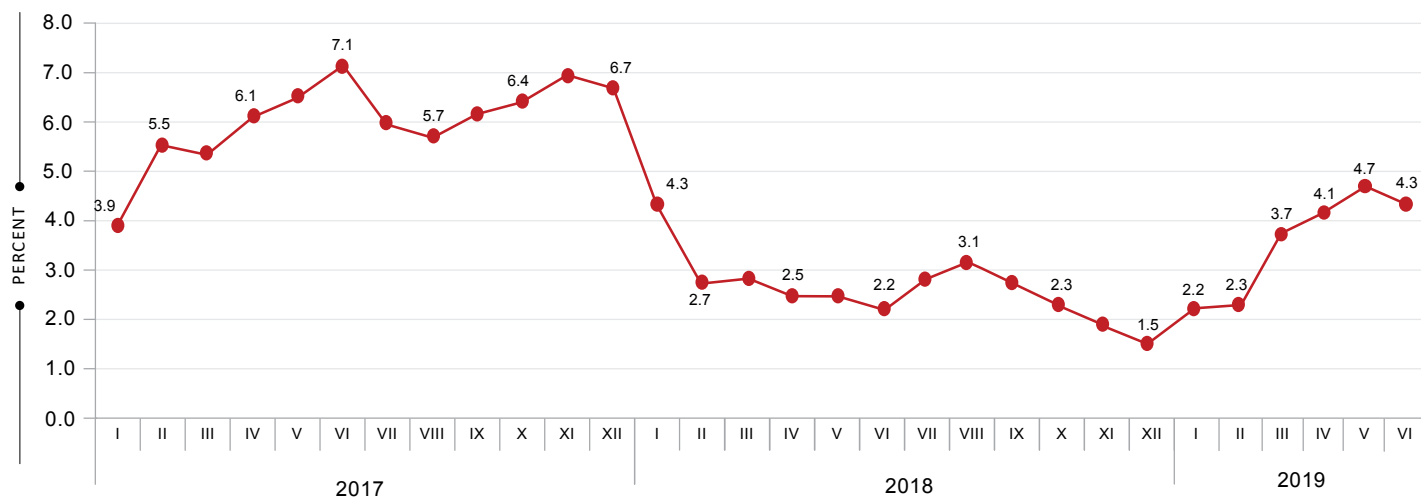
### MONTHLY INFLATION



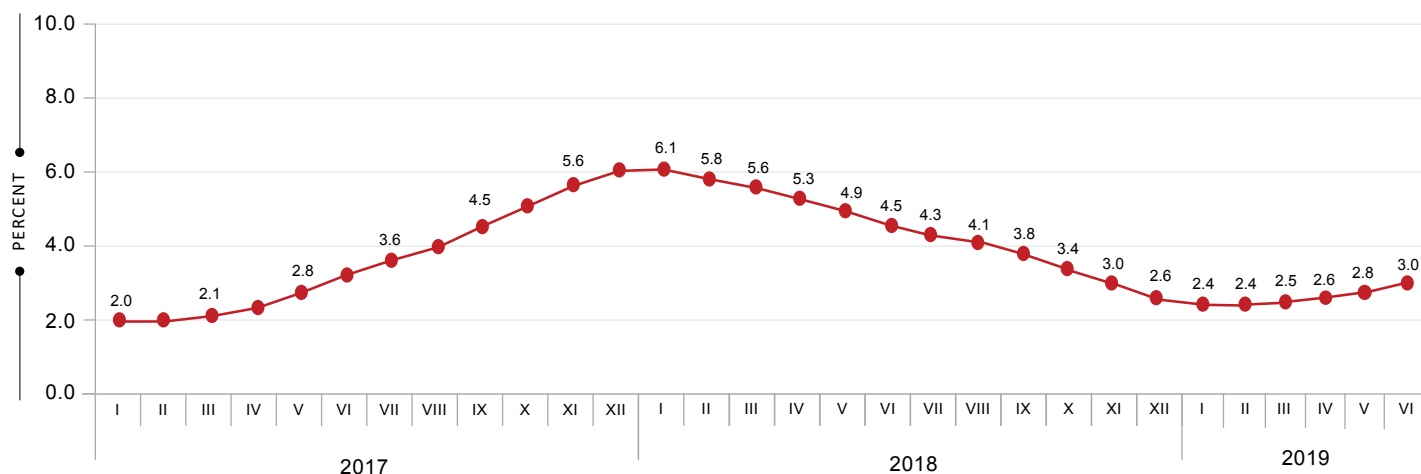
# NATIONAL STATISTICS OFFICE OF GEORGIA

03.07.2019

## ANNUAL INFLATION RATE IN GEORGIA (YEAR-ON-YEAR CHANGE)



## AVERAGE INFLATION RATE (12 MONTH AVERAGE OVER THE PREVIOUS 12 MONTH AVERAGE, PERCENTAGE CHANGE)



Contact person: Giorgi Tetrauli  
Tel: (+995 32) 236 72 10 (400)  
Fax: (+995 32) 236 72 13  
E-mail: [gtetrauli@geostat.ge](mailto:gtetrauli@geostat.ge)