

NATIONAL STATISTICS OFFICE OF GEORGIA

19.07.2019

GEORGIAN EXTERNAL TRADE BY COUNTRIES IN JANUARY-JUNE 2019*

(THSD. US DOLLARS)

	EXPORTS (FOB)	IMPORTS (CIF)	BALANCE
External trade – Total	1 775 418.6	4 192 859.8	-2 417 441.2
Of which:			
EU countries	426 937.1	1 084 899.4	-657 962.3
Austria	1 337.3	37 248.2	-35 910.9
Belgium	8 492.9	52 825.5	-44 332.6
Bulgaria	149 105.3	60 815.3	88 290.1
Croatia	167.1	3 664.6	-3 497.5
Cyprus	358.0	5 289.0	-4 931.0
Czech Republic	3 875.1	38 888.1	-35 013.0
Denmark	177.3	8 238.0	-8 060.6
Estonia	3 080.5	3 723.6	-643.1
Finland	66.1	9 604.7	-9 538.6
France	11 250.6	75 096.6	-63 846.0
Germany	26 974.4	210 675.8	-183 701.4
Greece	2 564.8	28 694.5	-26 129.8
Hungary	734.8	20 714.5	-19 979.7
Ireland	256.1	4 746.4	-4 490.3
Italy	20 029.5	107 187.2	-87 157.7
Latvia	5 658.3	13 588.4	-7 930.1
Lithuania (Lietuva)	15 738.0	16 018.4	-280.3
Luxembourg	14.4	1 386.6	-1 372.2
Malta	200.4	1 773.1	-1 572.7
Netherlands	17 099.2	75 012.3	-57 913.1
Poland	10 166.6	74 910.1	-64 743.5
Portugal	81.5	5 961.2	-5 879.7
Romania	110 555.0	93 359.9	17 195.1
Slovakia	390.5	6 549.4	-6 158.9
Slovenia	681.4	12 291.8	-11 610.4
Spain	23 773.0	49 469.1	-25 696.1
Sweden	252.2	5 856.1	-5 603.9
United Kingdom	13 856.8	61 311.0	-47 454.3
CIS countries	916 153.1	1 116 728.4	-200 575.3
Armenia	147 731.4	126 973.7	20 757.8
Azerbaijan	211 326.8	297 572.3	-86 245.5
Belarus	15 186.3	24 522.2	-9 335.9
Kazakhstan	32 175.1	21 780.6	10 394.5
Kyrgyzstan	28 488.2	1 694.6	26 793.6
Moldova	3 588.2	4 742.1	-1 153.9
Russia	261 276.6	416 486.5	-155 209.9

NATIONAL STATISTICS OFFICE OF GEORGIA

19.07.2019

	EXPORTS (FOB)	IMPORTS (CIF)	BALANCE
Tajikistan	3 896.4	50.7	3 845.7
Turkmenistan	33 941.4	41 562.0	-7 620.6
Ukraine	129 368.0	175 242.0	-45 874.0
Uzbekistan	49 174.6	6 101.7	43 072.9
Other countries	432 328.4	1 991 232.0	-1 558 903.6
Afghanistan	250.5	17.5	233.0
Albania	7.0	121.2	-114.2
Algeria	5.5	14.1	-8.6
Angola	15.6	-	15.6
Argentina	322.6	1 643.7	-1 321.1
Australia	390.2	15 390.3	-15 000.2
Bahamas	-	0.5	-0.5
Bahrain	80.5	24.0	56.5
Bangladesh	221.7	762.1	-540.3
Belize	-	384.9	-384.9
Bhutan	3.0	-	3.0
Bosnia and Herzegovina	10.0	163.4	-153.4
Brazil	4 737.1	54 985.5	-50 248.4
Burundi	-	70.0	-70.0
Cambodia	4.8	2.0	2.8
Cameroon	0.9	-	0.9
Canada	770.0	7 641.2	-6 871.3
Chad	2 055.2	72.0	1 983.2
Chile	2 756.9	63 601.8	-60 844.9
China	52 823.7	430 741.3	-377 917.7
Colombia	2 071.7	101.7	1 970.0
Costa Rica	-	259.9	-259.9
Cuba	13.1	64.1	-51.0
Djibouti	6.0	80.0	-74.0
Ecuador	68.3	10 681.8	-10 613.5
Egypt	178.4	18 782.0	-18 603.6
EL Salvador	-	9.0	-9.0
Ethiopia	-	26.8	-26.8
Faroe Islands	-	180.7	-180.7
Gabon	-	34.3	-34.3
Ghana	46.0	11.3	34.6
Guinea	10.6	-	10.6
Hong Kong, SAR of China	3 876.5	33 057.0	-29 180.4
Iceland	-	2 593.0	-2 593.0
India	2 185.6	22 432.4	-20 246.8
Indonesia	21.0	5 869.0	-5 848.0
Iran	33 969.5	86 718.4	-52 749.0

NATIONAL STATISTICS OFFICE OF GEORGIA

19.07.2019

	EXPORTS (FOB)	IMPORTS (CIF)	BALANCE
Iraq	9 335.2	50.7	9 284.6
Israel	5 652.6	8 316.6	-2 664.0
Japan	5 207.9	78 259.2	-73 051.3
Jordan	186.4	231.1	-44.6
Kenya	654.8	363.0	291.8
Korea, Republic of	3 745.7	23 443.0	-19 697.3
Kuwait	1 536.8	17.5	1 519.3
Lebanon	82.3	5 537.8	-5 455.6
Lesotho	-	4.2	-4.2
Libya	25.2	-	25.2
Liechtenstein	-	307.0	-307.0
Macedonia (FYR)	11.2	282.9	-271.7
Malawi	-	0.2	-0.2
Malaysia	647.2	6 329.4	-5 682.2
Mali	810.0	70.0	740.0
Mexico	190.4	1 261.3	-1 070.9
Monaco	0.2	21.0	-20.8
Mongolia	695.0	-	695.0
Montenegro	6.4	241.4	-235.0
Morocco	103.9	982.7	-878.8
Nepal	-	2.7	-2.7
New Zealand	79.6	2 103.0	-2 023.4
Niger	1.9	0.1	1.9
Nigeria	71.5	2.4	69.1
Norway	2.8	5 216.1	-5 213.2
Oman	-	14.0	-14.0
Pakistan	336.0	2 618.1	-2 282.1
Panama	1 173.4	-	1 173.4
Paraguay	-	280.3	-280.3
Peru	7 942.8	28 863.1	-20 920.3
Philippines	188.7	14 749.5	-14 560.8
Qatar	468.9	1 336.3	-867.4
San Marino	-	78.1	-78.1
Saudi Arabia	584.9	1 297.0	-712.1
Senegal	4.2	-	4.2
Serbia	8.7	3 512.9	-3 504.2
Seychelles	0.6	154.2	-153.6
Singapore	6 943.5	6 729.3	214.1
Somalia	17.8	-	17.8
South Africa	266.4	636.0	-369.6
Sri Lanka	1.3	1 235.1	-1 233.9
Sudan	88.0	57.4	30.6






NATIONAL STATISTICS OFFICE OF GEORGIA

19.07.2019

	EXPORTS (FOB)	IMPORTS (CIF)	BALANCE
Switzerland	33 761.9	32 098.3	1 663.6
Syrian	95.0	95.5	-0.5
Taiwan, Province of China	1 227.0	6 038.9	-4 811.8
Tanzania	3 036.1	6.5	3 029.6
Thailand	-	12 358.5	-12 358.5
Togo	5.0	-	5.0
Tunisia	1 376.1	226.4	1 149.7
Turkey	120 816.1	722 135.5	-601 319.3
Uganda	-	2.1	-2.1
United Arab Emirates	44 742.0	64 395.5	-19 653.6
United States	70 176.6	198 335.7	-128 159.1
Uruguay	434.1	344.1	90.1
Venezuela	42.6	-	42.6
Viet Nam	2 641.8	3 833.4	-1 191.6
Virgin Islands, British	-	204.6	-204.6
Zimbabwe	-	15.4	-15.4

*Preliminary data.

Sources:

-  LEPL Revenue Service of Ministry of Finance of Georgia;
-  LEPL Service Agency of Ministry of Internal Affairs of Georgia;
-  Georgian State Electric System, JSC;
-  Electricity System Commercial Operator, JSC;
-  Georgian Gas Transportation Company, LTD.

Explanation of symbols:

- Not applicable;
- 0.0 Negligible magnitude;
- * Data are preliminary and subject to revisions;
- ... Data are confidential

19.07.2019

Notice:

1. The discrepancy between the totals and the sum in some cases can be explained by using rounded data;
2. Data for 2011-2014 are updated by the data of Special Customs Declarations;
3. Information does not cover the data of Simplified Customs Declarations (Form №4);
4. Information does not cover non-organized trade, also occupied territories of Abkhazian Autonomous Republic and Tskhinvali region;
5. According to the international methodology, there are some difference in coverage of trade flows between external merchandise trade statistics and customs statistics. Diplomatic, temporary, transit and analogous goods are excluded from the database of external merchandise trade statistics.

**The preliminary data will be revised according to the Geostat's revision policy
(based on the regular revision principle) as a result of adjusting
data by respondents/administrative sources.**

Contact person:

Nino Maisuradze, Tel.: (+995 32) 236 72 10 (303)

E-mail: nmaisuradze@geostat.ge