



National Statistics Office of Georgia

# RESEARCH AND DEVELOPMENT STATISTICS 2018



[www.geostat.ge](http://www.geostat.ge)  
25.09.2019

## RESEARCH AND DEVELOPMENT STATISTICS (2018)

In 2018, the Research and Development in Georgia were conducted by 56 Institutions, of which 47 were Higher Education Institutions. Total expenditures on R&D equaled 128.3 Million GEL.

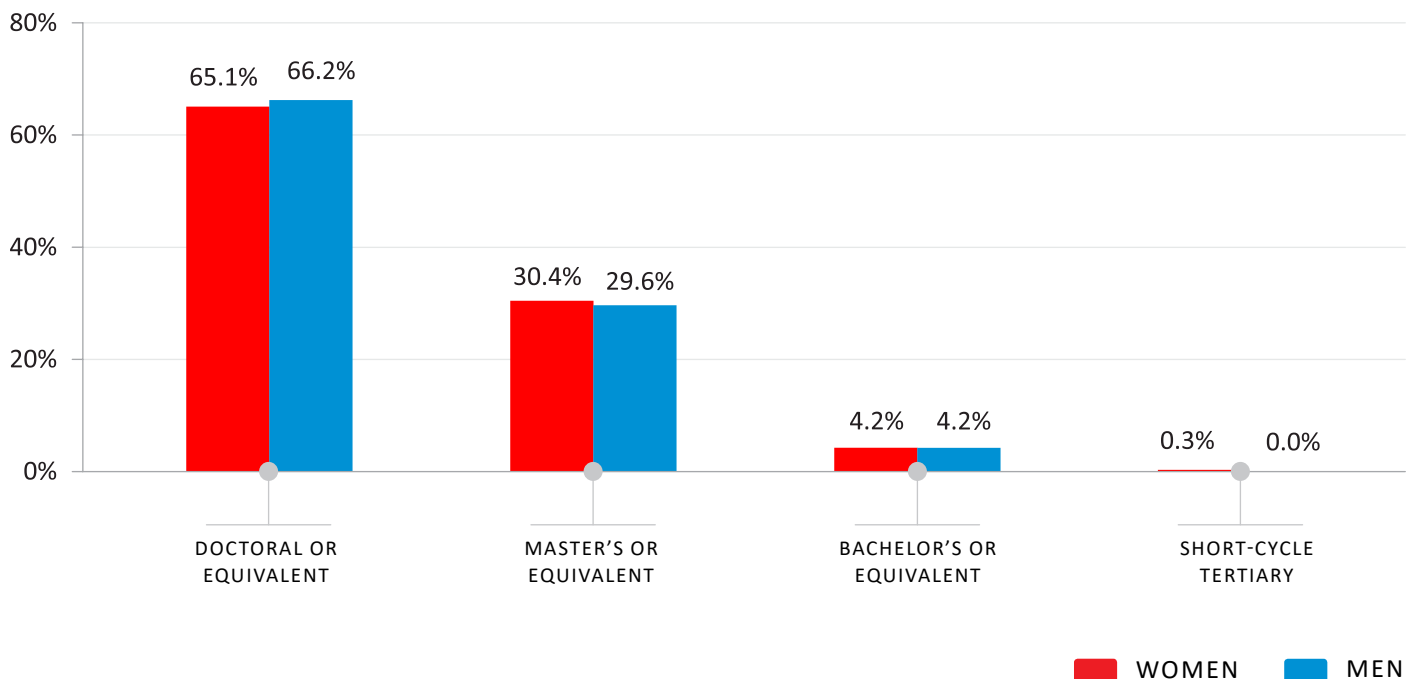
Number of employees in Research and Development equaled 15 522 persons, of which 11 174 were researchers. 53 percent of researchers are women and 47 percent are men.

65.6 percent of researchers has doctoral or equivalent degree, 30.1 percent - master's or equivalent degree and 4.2 percent - bachelor's or equivalent.

The chart below presents the distribution of researchers by level of education and sex.

Chart № 1

### DISTRIBUTION OF RESEARCHERS BY LEVEL OF EDUCATION AND SEX



## NATIONAL STATISTICS OFFICE OF GEORGIA

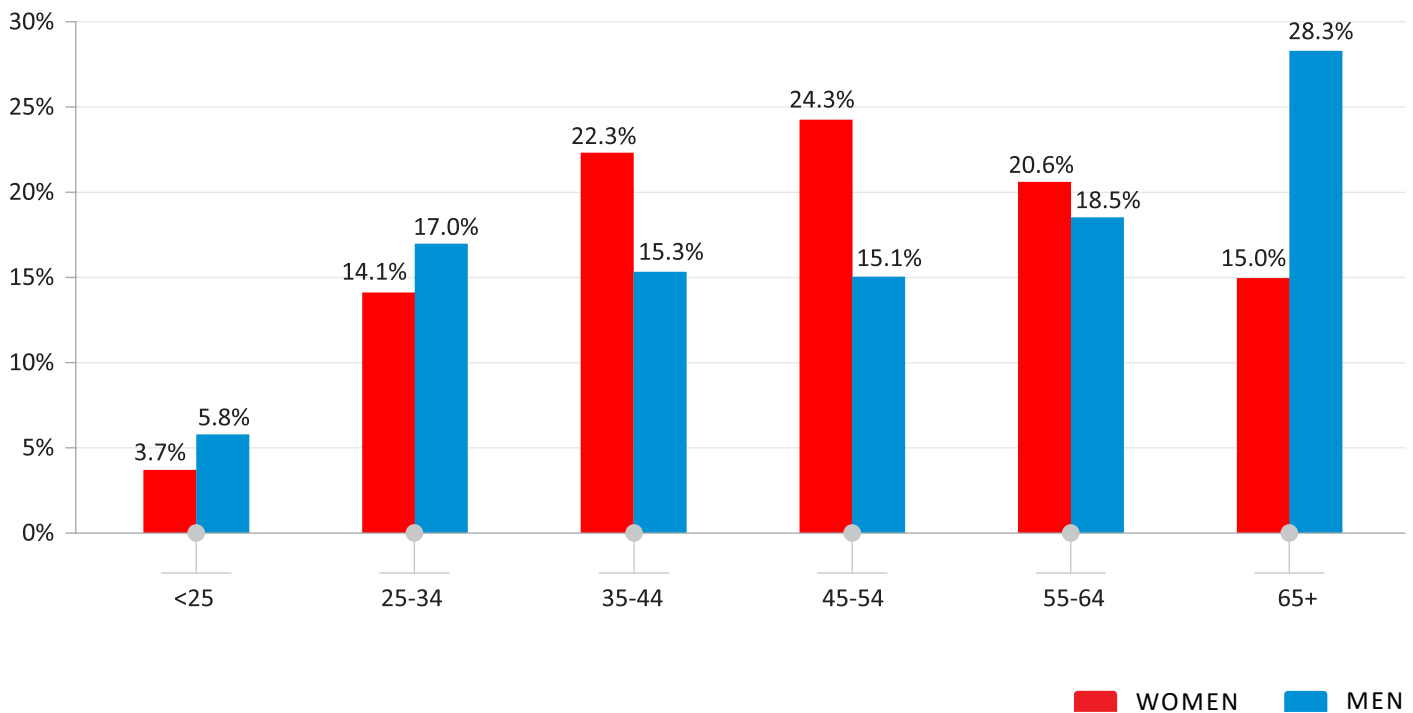
25.09.2019

As for the distribution of researchers by age, among women the highest rate comes on 45-54 age groups, while for men – age groups of 65 and older.

The chart below presents the distribution of researchers by age groups and sex.

Chart № 2

### DISTRIBUTION OF RESEARCHERS BY AGE AND SEX



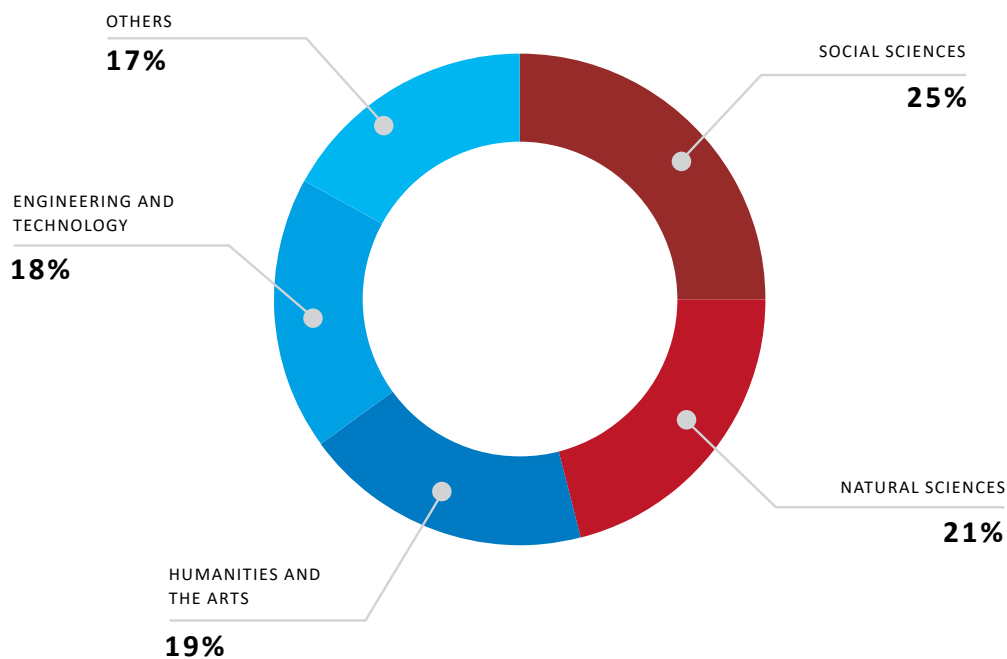
The largest part of researchers work in social sciences and their total number amounts to 2 745, while the smallest part of researchers work in agricultural and veterinary fields, where about 500 persons are employed.

The chart below presents the distribution of researchers by fields of science.

25.09.2019

Chart № 3

## DISTRIBUTION OF RESEARCHERS BY FIELDS OF SCIENCE



Contact person:

Vasil Tsakadze, Tel.: (+995 32) 236 72 10 (600). E-mail: [vtsakadze@geostat.ge](mailto:vtsakadze@geostat.ge)

Mariam Kavelashvili, Tel: 2 36 72 10 (020), E-mail: [mkavelashvili@geostat.ge](mailto:mkavelashvili@geostat.ge)