



National Statistics Office of Georgia

EXTERNAL MERCHANDISE TRADE IN GEORGIA

2019

.....
JANUARY-OCTOBER

(EXPRESS DATA)

13.11.2019

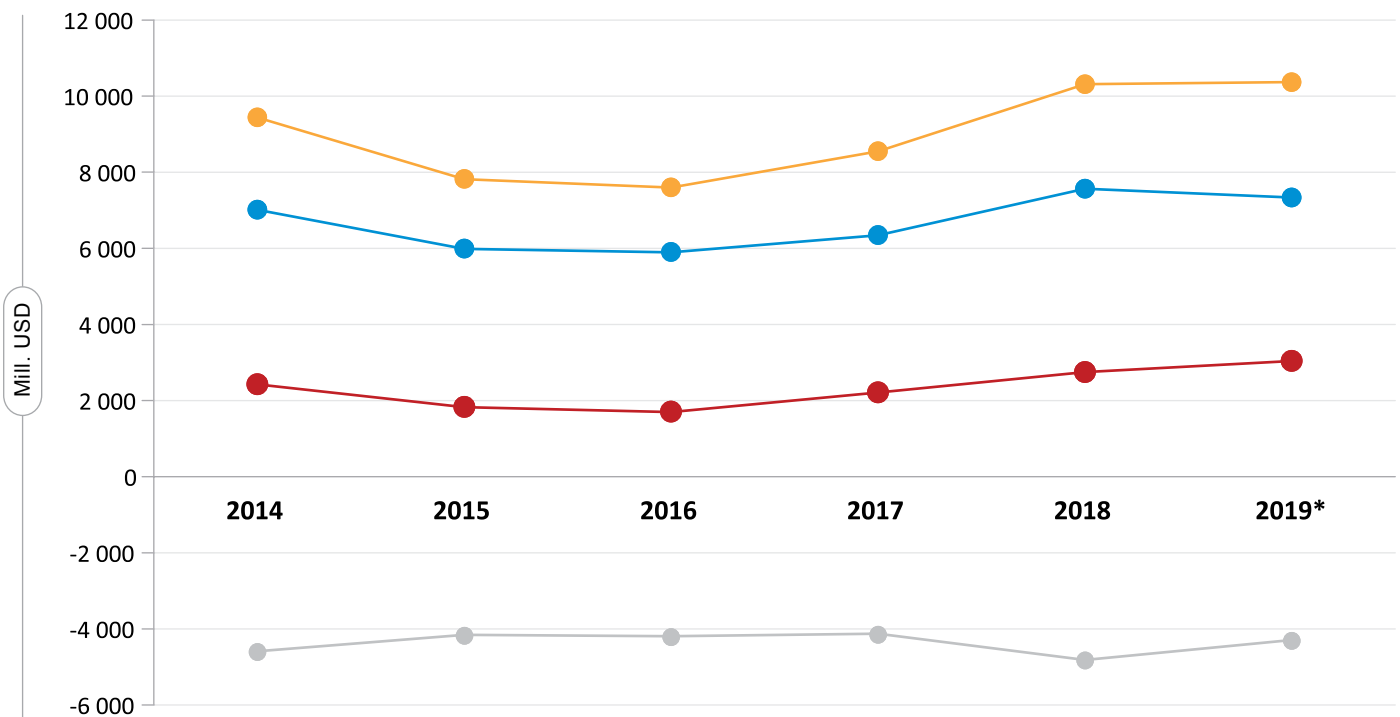
NATIONAL STATISTICS OFFICE OF GEORGIA

13.11.2019

EXTERNAL MERCHANDISE TRADE OF GEORGIA IN JANUARY-OCTOBER 2019 (EXPRESS RELEASE)

External Merchandise Trade (excluding non-declared trade) of Georgia amounted to USD 10 367.3 million in January-October 2019, 0.5 percent higher year-on-year. The value of export increased by 10.4 percent reaching USD 3 035.7 million, while the import decreased by 3.1 percent and amounted to USD 7 331.6 million. The trade deficit equaled USD 4 295.8 million and its share in trade turnover constituted 41.4 percent.

EXTERNAL MERCHANDISE TRADE TENDENCIES OF GEORGIA IN JANUARY-OCTOBER 2014-2019



*Preliminary data.

● TURNOVER ● IMPORT ● EXPORT ● BALANCE

The table below shows dynamics of the external merchandise trade statistics indicators in 2014-2019.

NATIONAL STATISTICS OFFICE OF GEORGIA

13.11.2019

EXTERNAL MERCHANDISE TRADE OF GEORGIA IN 2014-2019 (MILLION US DOLLARS)

YEAR	MONTH	EXPORTS	IMPORTS	TURNOVER	BALANCE
2014	YEAR	2 861.0	8 601.8	11 462.9	-5 740.8
	January	223.6	543.3	767.0	-319.7
	February	216.0	591.7	807.7	-375.6
	March	256.2	701.7	957.9	-445.6
	April	236.9	683.6	920.5	-446.6
	May	242.6	814.5	1 057.1	-571.8
	June	244.1	698.1	942.2	-453.9
	July	246.2	786.8	1 033.0	-540.6
	August	247.6	683.3	930.9	-435.6
	September	239.8	726.9	966.7	-487.1
	October	272.2	783.8	1 056.0	-511.6
	November	202.6	724.4	927.0	-521.8
	December	233.0	863.8	1 096.8	-630.8
2015	YEAR	2 204.2	7 300.2	9 504.4	-5 096.0
	January	155.1	538.9	694.0	-383.8
	February	167.2	579.9	747.1	-412.6
	March	179.1	677.7	856.7	-498.6
	April	186.6	552.1	738.6	-365.5
	May	194.6	566.6	761.2	-372.0
	June	198.6	607.5	806.1	-408.9
	July	187.0	582.0	769.0	-395.0
	August	190.4	624.3	814.7	-433.9
	September	186.1	644.9	830.9	-458.8
	October	187.6	616.1	803.7	-428.5
	November	187.4	575.8	763.2	-388.5
	December	184.6	734.5	919.1	-549.9
2016	YEAR	2 113.0	7 294.0	9 407.0	-5 180.9
	January	122.2	411.9	534.1	-289.7
	February	158.4	524.3	682.6	-365.9
	March	162.0	552.4	714.4	-390.4
	April	165.7	557.3	723.0	-391.6
	May	172.3	610.3	782.7	-438.0
	June	168.0	642.4	810.4	-474.3
	July	173.6	600.1	773.7	-426.5
	August	187.9	691.6	879.6	-503.7
	September	202.4	648.8	851.2	-446.4
	October	190.1	662.1	852.2	-472.0
	November	219.0	648.0	867.1	-429.0
	December	191.3	744.7	936.1	-553.4

NATIONAL STATISTICS OFFICE OF GEORGIA






13.11.2019

YEAR	MONTH	EXPORTS	IMPORTS	TURNOVER	BALANCE
2017	YEAR	2 735.8	7 943.3	10 679.1	-5 207.6
	January	176.9	495.1	672.0	-318.2
	February	179.9	589.4	769.3	-409.5
	March	221.2	617.5	838.7	-396.3
	April	211.6	594.3	805.9	-382.7
	May	215.3	637.6	853.0	-422.3
	June	235.6	644.0	879.6	-408.4
	July	212.7	642.1	854.8	-429.5
	August	236.3	703.6	939.9	-467.3
	September	257.6	688.3	945.9	-430.6
	October	263.5	731.2	994.7	-467.7
	November	236.9	761.3	998.2	-524.4
	December	288.3	838.8	1 127.2	-550.5
2018	YEAR	3 355.7	9 136.0	12 491.7	-5 780.2
	January	222.6	594.6	817.2	-371.9
	February	223.7	638.9	862.6	-415.3
	March	285.8	851.8	1 137.6	-566.0
	April	229.2	734.3	963.5	-505.1
	May	323.8	809.0	1 132.8	-485.2
	June	307.8	779.2	1 087.0	-471.4
	July	278.2	797.0	1 075.2	-518.8
	August	275.4	772.8	1 048.2	-497.4
	September	301.2	719.7	1 020.9	-418.5
	October	302.9	866.2	1 169.1	-563.3
	November	276.2	751.1	1 027.3	-474.9
	December	329.0	821.3	1 150.3	-492.4
2019*	YEAR	3 035.7	7 331.6	10 367.3	-4 295.8
	January	238.8	596.2	835.0	-357.4
	February	265.3	648.2	913.5	-382.9
	March	320.9	755.9	1 076.9	-435.0
	April	307.4	744.6	1 052.0	-437.2
	May	334.5	763.2	1 097.7	-428.7
	June	307.2	696.0	1 003.2	-388.7
	July	326.8	768.6	1 095.4	-441.9
	August	315.7	755.7	1 071.4	-440.0
	September	302.6	755.1	1 057.7	-452.5
	October	316.5	848.0	1 164.4	-531.5

*Preliminary data.

Detailed data on external merchandise trade of Georgia will be published on 19 November, 2019.

13.11.2019

- Sources:**
-  LEPL Revenue Service of Ministry of Finance of Georgia;
 -  LEPL Service Agency of Ministry of Internal Affairs of Georgia;
 -  Georgian State Electric System, JSC;
 -  Electricity System Commercial Operator, JSC;
 -  Georgian Gas Transportation Company, LTD.

Notice: The discrepancy between the totals and the sum in some cases can be explained by using rounded data.

Contact person:
Nino Maisuradze,
Tel.: (+995 32) 236 72 10 (303).
E-mail: nmaisuradze@geostat.ge