



National Statistics Office of Georgia

## EXTERNAL MERCHANDISE TRADE IN GEORGIA

# 2020

JANUARY  
(EXPRESS DATA)

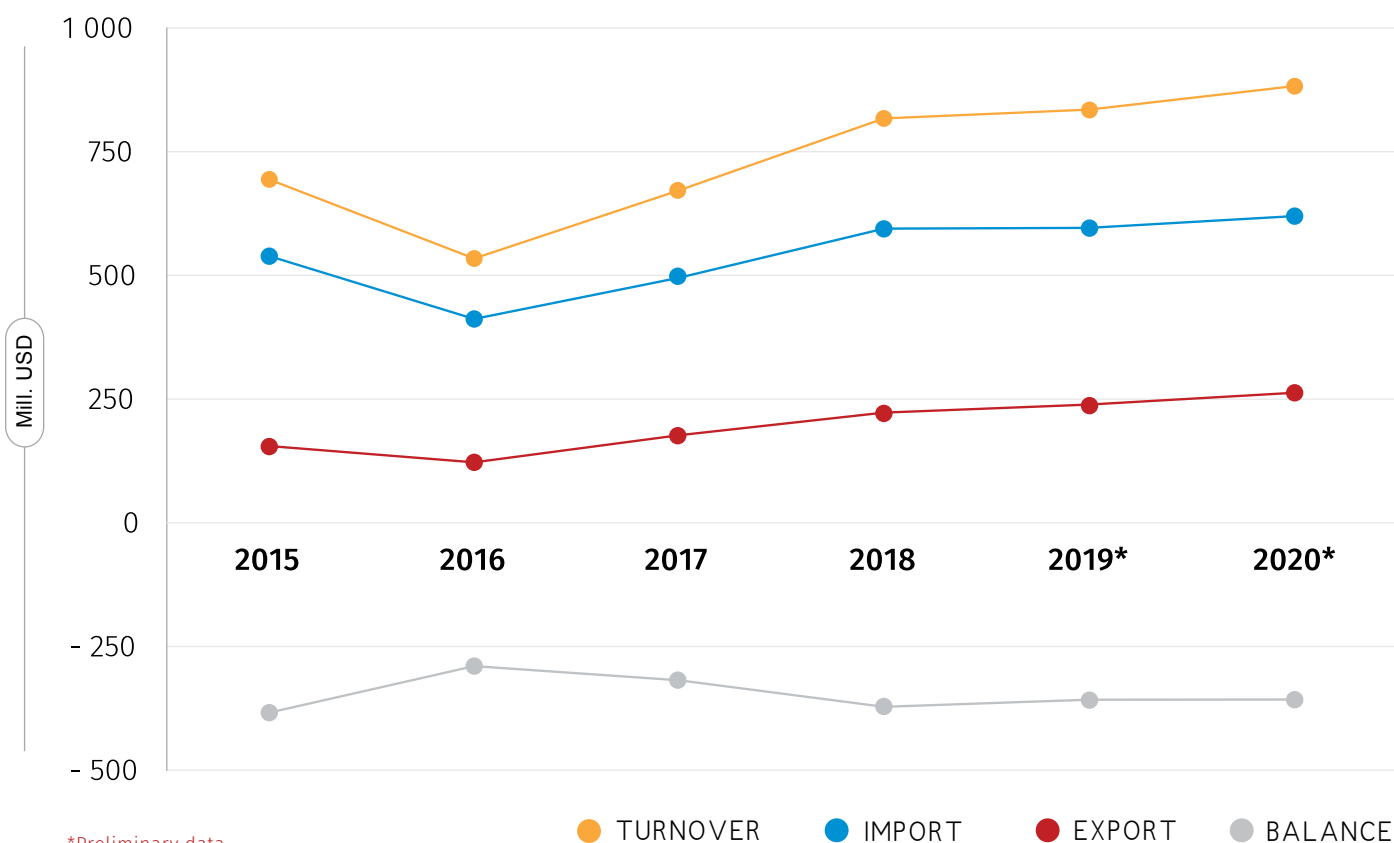
13.02.2020

13.02.2020

**EXTERNAL MERCHANDISE TRADE OF GEORGIA IN JANUARY 2020  
(EXPRESS RELEASE)**

External Merchandise Trade (excluding non-declared trade) of Georgia amounted to USD 882.4 million in January 2020, 5.7 percent higher to the same month of 2019. The value of export increased by 10.0 percent reaching USD 262.6 million, while the import increased by 3.9 percent and amounted to USD 619.7 million. The trade deficit equaled USD 357.1 million and its share in trade turnover constituted 40.5 percent.

**EXTERNAL MERCHANDISE TRADE TENDENCIES  
OF GEORGIA IN JANUARY 2015-2020**



The table below shows dynamics of the external merchandise trade statistics indicators in 2015-2020.

## NATIONAL STATISTICS OFFICE OF GEORGIA

13.02.2020

### EXTERNAL MERCHANDISE TRADE OF GEORGIA IN 2015-2020 (MILLION US DOLLARS)

YEAR	MONTH	EXPORTS	IMPORTS	TURNOVER	BALANCE
2015	<b>YEAR</b>	<b>2 204.2</b>	<b>7 300.2</b>	<b>9 504.3</b>	<b>-5 096.0</b>
	January	155.1	538.9	694.0	-383.8
	February	167.2	579.9	747.1	-412.6
	March	179.1	677.7	856.8	-498.6
	April	186.6	552.1	738.6	-365.5
	May	194.6	566.6	761.2	-372.0
	June	198.6	607.5	806.1	-408.9
	July	187.0	582.0	769.0	-395.0
	August	190.4	624.3	814.7	-433.9
	September	186.1	644.9	830.9	-458.8
	October	187.6	616.1	803.7	-428.5
	November	187.4	575.8	763.2	-388.5
	December	184.6	734.4	919.1	-549.8
2016	<b>YEAR</b>	<b>2 113.0</b>	<b>7 293.9</b>	<b>9 407.0</b>	<b>-5 180.9</b>
	January	122.2	411.9	534.1	-289.7
	February	158.4	524.3	682.6	-365.9
	March	162.0	552.4	714.4	-390.4
	April	165.7	557.3	723.0	-391.6
	May	172.3	610.3	782.7	-438.0
	June	168.0	642.4	810.4	-474.3
	July	173.6	600.1	773.7	-426.5
	August	187.9	691.6	879.6	-503.7
	September	202.4	648.8	851.2	-446.4
	October	190.1	662.1	852.2	-472.0
	November	219.0	648.0	867.0	-429.0
	December	191.3	744.7	936.1	-553.4
2017	<b>YEAR</b>	<b>2 735.8</b>	<b>7 943.0</b>	<b>10 678.8</b>	<b>-5 207.3</b>
	January	176.9	495.1	672.0	-318.2
	February	179.9	589.4	769.3	-409.5
	March	221.2	617.5	838.7	-396.3
	April	211.6	594.3	805.9	-382.7
	May	215.3	637.6	853.0	-422.3
	June	235.6	644.0	879.6	-408.4
	July	212.7	642.1	854.8	-429.5
	August	236.3	703.6	940.0	-467.3
	September	257.6	688.3	945.9	-430.6
	October	263.5	730.9	994.4	-467.4
	November	236.9	761.3	998.2	-524.4
	December	288.3	838.8	1 127.1	-550.5

## NATIONAL STATISTICS OFFICE OF GEORGIA





13.02.2020

YEAR	MONTH	EXPORTS	IMPORTS	TURNOVER	BALANCE
2018	<b>YEAR</b>	<b>3 355.7</b>	<b>9 136.5</b>	<b>12 492.2</b>	<b>-5 780.8</b>
	January	222.6	594.6	817.2	-371.9
	February	223.7	639.0	862.6	-415.3
	March	285.8	851.8	1 137.6	-566.0
	April	229.2	734.3	963.5	-505.2
	May	323.8	809.0	1 132.8	-485.2
	June	307.8	779.2	1 087.0	-471.4
	July	278.2	797.0	1 075.2	-518.8
	August	275.4	772.8	1 048.2	-497.4
	September	301.2	719.7	1 020.9	-418.5
	October	302.9	866.2	1 169.1	-563.3
	November	276.2	751.1	1 027.3	-474.9
	December	329.0	821.8	1 150.7	-492.8
2019*	<b>YEAR</b>	<b>3 765.4</b>	<b>9 065.5</b>	<b>12 831.0</b>	<b>-5 300.1</b>
	January	238.8	596.2	835.0	-357.4
	February	265.0	648.2	913.2	-383.2
	March	320.9	755.9	1 076.8	-434.9
	April	307.4	744.8	1 052.2	-437.4
	May	334.5	757.3	1 091.7	-422.8
	June	307.2	696.3	1 003.6	-389.1
	July	320.8	769.8	1 090.6	-449.0
	August	315.7	756.5	1 072.2	-440.8
	September	302.6	757.4	1 060.0	-454.8
	October	316.3	858.9	1 175.1	-542.6
	November	345.9	792.0	1 137.9	-446.1
	December	390.4	932.4	1 322.7	-542.0
2020*	<b>YEAR</b>	<b>262.6</b>	<b>619.7</b>	<b>882.4</b>	<b>-357.1</b>
	January	262.6	619.7	882.4	-357.1

\*Preliminary data.

Detailed data on external merchandise trade of Georgia will be published on 19 February, 2020.

13.02.2020

- Sources:**
-  LEPL Revenue Service of Ministry of Finance of Georgia;
  -  Georgian State Electric System, JSC;
  -  Electricity System Commercial Operator, JSC;
  -  Georgian Gas Transportation Company, LTD.

**Notice:** The discrepancy between the totals and the sum in some cases can be explained by using rounded data.

**CONTACT PERSON:**

Maka Kalandarishvili,

Tel.: (+995 32) 236 72 10 (300).

E-mail: [mkalandarishvili@geostat.ge](mailto:mkalandarishvili@geostat.ge)