



National Statistics Office of Georgia

**AVERAGE MONTHLY NOMINAL
EARNINGS OF EMPLOYEES
2019
IV QUARTER**



17.03.2020

www.geostat.ge

17.03.2020

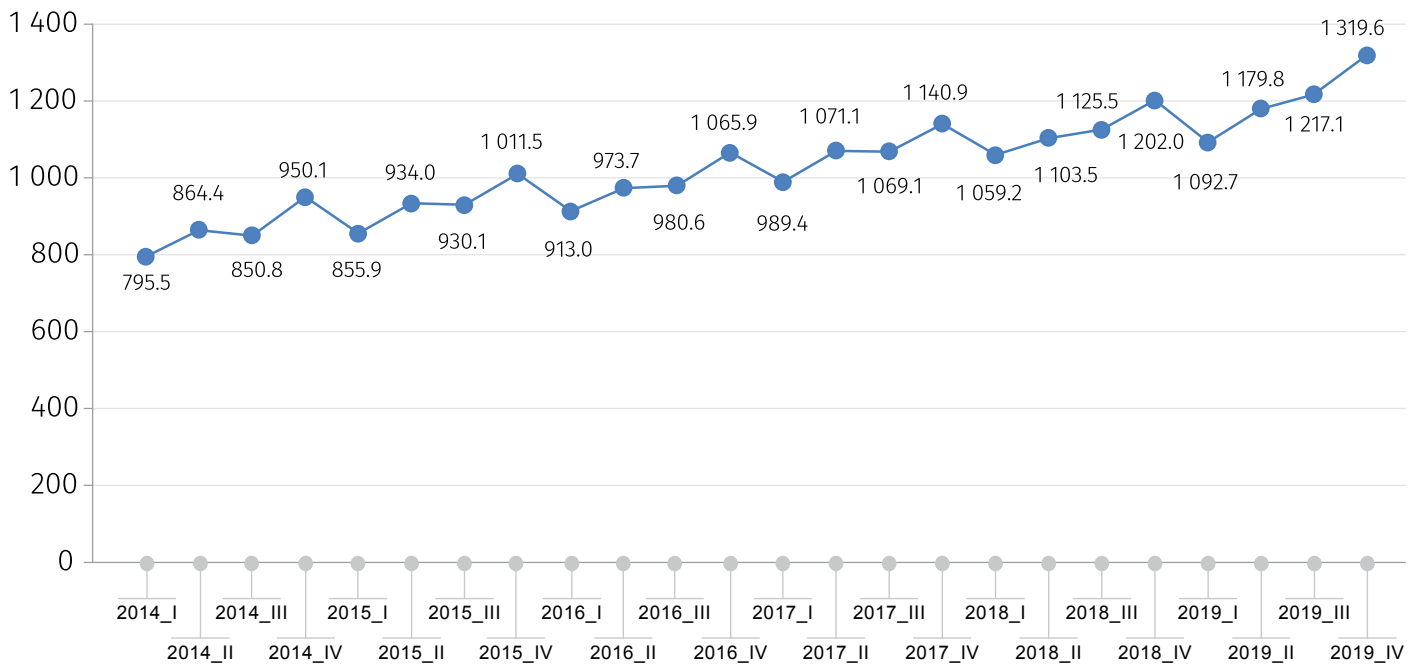
AVERAGE MONTHLY NOMINAL EARNINGS OF EMPLOYEES (IV QUARTER, 2019)

In the IV quarter of the 2019, the average monthly nominal earnings in Georgia increased by 117.6 Gel compared to the same quarter of the previous year and amounted to 1 319.6 Gel.

The chart below presents the distribution of the average monthly earnings of employees in 2014-2019, by quarters.

CHART №1

AVERAGE MONTHLY EARNINGS BY QUARTERS (GEL)



In the IV quarter of 2019 the majority of sectors indicated the increase of the average monthly earnings compared to the same quarter of the previous year.

According to the economic activity the highest monthly earnings were observed in the following fields:

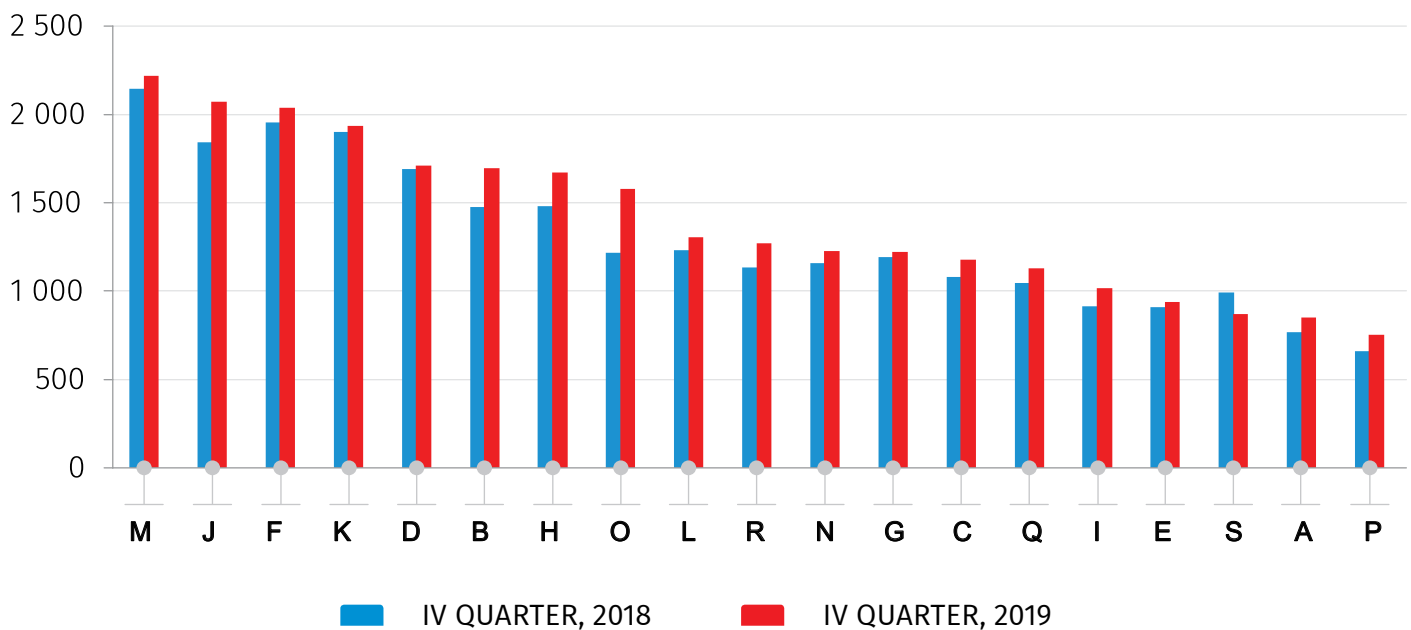
- Professional, scientific and technical activities – 2 216.3 Gel (annual growth – 3.3 percent)
- Information and communication - 2 071.3 Gel (annual growth – 12.4 percent)
- Construction - 2 037.1 Gel (annual growth – 4.1 percent)
- Financial and insurance activities – 1 935.9 Gel (annual growth – 1.8 percent)

17.03.2020

The chart below presents the distribution of the average monthly earnings by economic activity in the IV quarter of 2018-2019 years.

CHART №2

**AVERAGE MONTHLY EARNINGS BY ECONOMIC ACTIVITY
IN THE IV QUARTER OF 2018-2019
(GEL)**



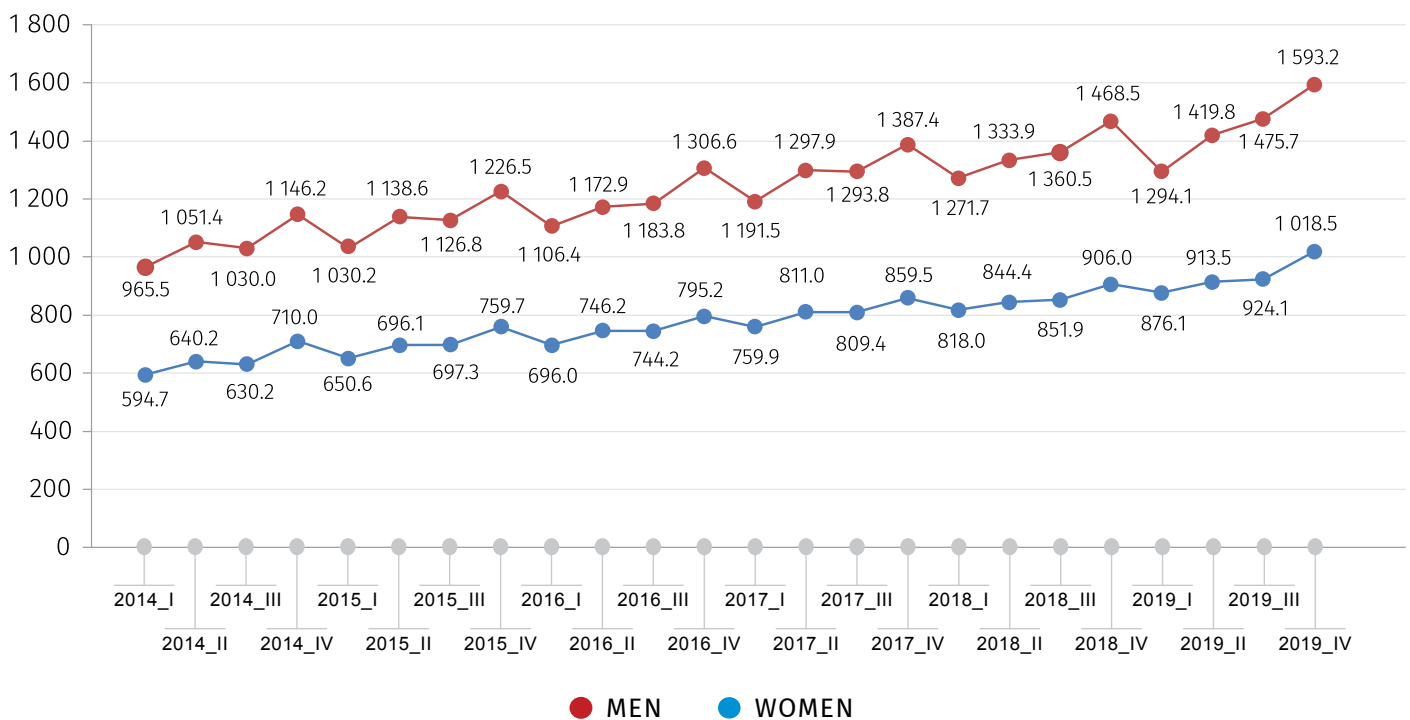
In the IV quarter of 2019 the average earnings equaled to 1 018.5 Gel for women, while 1 593.2 Gel for men and the annual growth of earnings amounted to 112.5 and 124.7 Gel, respectively. In the majority of sectors of economy the average monthly earnings of men were higher compared to women.

The chart below presents the distribution of the average monthly earnings of employees by sex in 2014-2019, by quarters.

17.03.2020

CHART №3

AVERAGE MONTHLY EARNINGS BY SEX
(GEL)



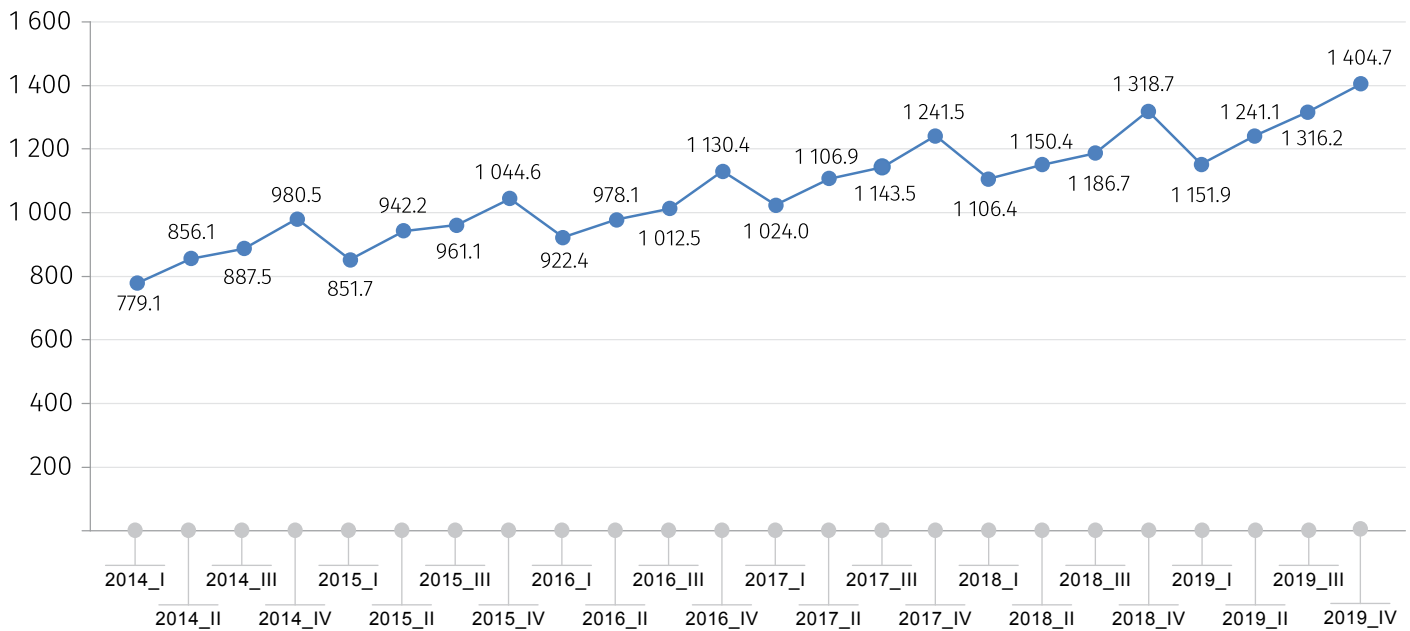
In the IV quarter of 2019 the average monthly earnings of hired employees in business sector increased by 86.0 Gel and equaled to 1 404.7 Gel. According to the economic activity the highest monthly earnings were observed in the Professional, scientific and technical activities (2 501.4 Gel, annual growth 0.7 percent) and Information and communication (2 111.5 Gel, annual growth 13.1 percent).

The chart below presents the distribution of the average monthly earnings of employees in business sector in 2014-2019, by quarters.

17.03.2020

CHART №4

**AVERAGE MONTHLY EARNINGS OF EMPLOYEES
IN BUSINESS SECTOR
(GEL)**



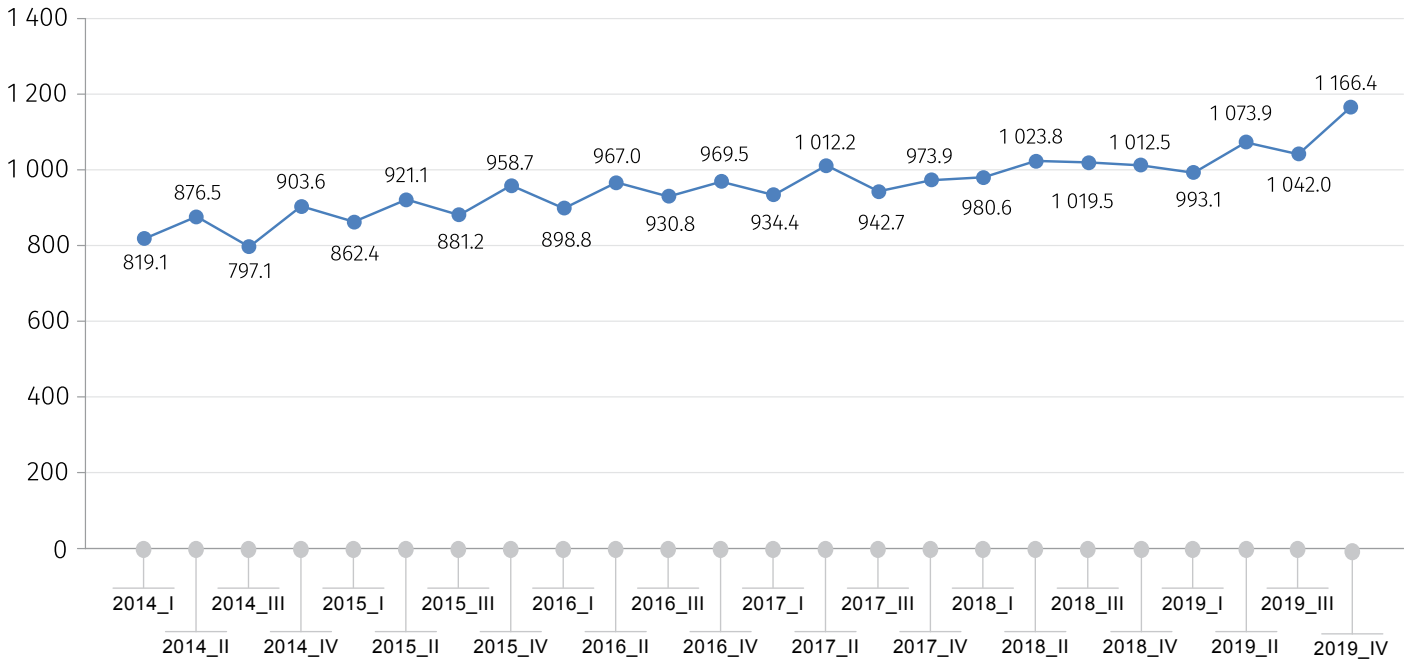
In the IV quarter of 2019 compared to the same quarter of the previous year, the average monthly earnings of hired employees in non-business and financial sector increased by 154.0 Gel and amounted to 1 166.4 Gel. According to the economic activity the highest monthly earnings were observed in the Financial and insurance activities as well as in the Public administration and defence sectors.

The chart below presents the distribution of the average monthly earnings of employees in non-business and financial Sector in 2014-2019, by quarters.

17.03.2020

CHART №5

**AVERAGE MONTHLY EARNINGS OF EMPLOYEES
IN NON-BUSINESS AND FINANCIAL SECTOR
(GEL)**



17.03.2020

NOTES

Classification of the economic activities used in the release is based on the European standard NACE rev.2.

Definition of Sections

A	Agriculture, forestry and fishing
B	Mining and quarrying
C	Manufacturing
D	Electricity, gas, steam and air conditioning supply
E	Water supply, sewerage, waste management and remediation activities
F	Construction
G	Wholesale and retail trade; repair of motor vehicles and motorcycles
H	Transportation and storage
I	Accommodation and food service activities
J	Information and communication
K	Financial and insurance activities
L	Real estate activities
M	Professional, scientific and technical activities
N	Administrative and support service activities
O	Public administration and defense; compulsory social security
P	Education
Q	Human health and social work activities
R	Arts, entertainment and recreation
S	Other service activities

CONTACT PERSON:

Vasil Tsakadze, Tel.: (+995 32) 236 72 10 (600). E-mail: vtsakadze@geostat.ge