



National Statistics Office of Georgia

EXTERNAL MERCHANDISE TRADE IN GEORGIA

2020

JANUARY-MARCH
(EXPRESS DATA)

13.04.2020

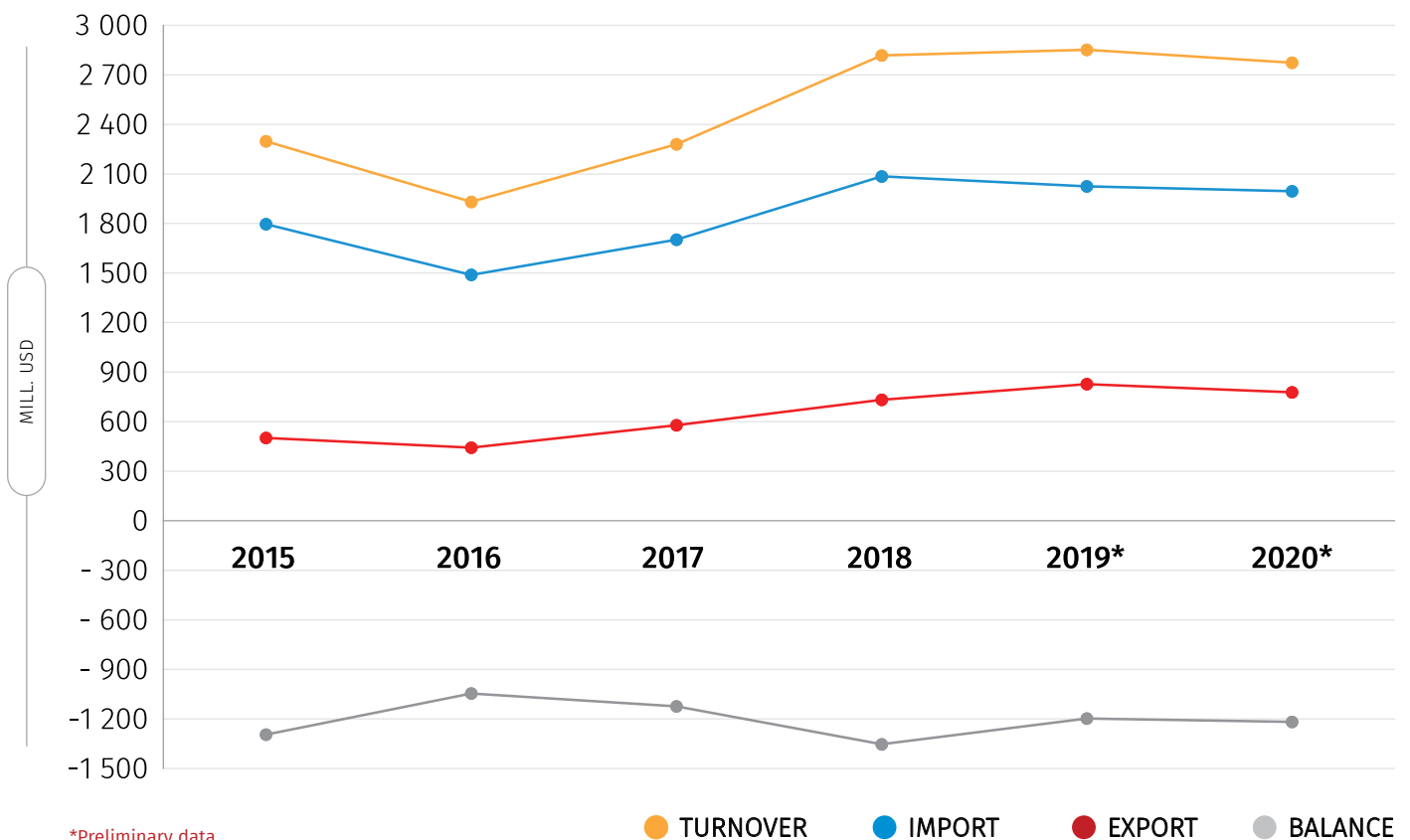
NATIONAL STATISTICS OFFICE OF GEORGIA

13.04.2020

EXTERNAL MERCHANDISE TRADE OF GEORGIA IN JANUARY-MARCH 2020 (EXPRESS RELEASE)

External Merchandise Trade (excluding non-declared trade) of Georgia amounted to USD 2 773.9 million in January-March 2020, 2.7 percent lower year-on-year. The value of exports decreased by 5.9 percent reaching USD 778.2 million, while the imports decreased by 1.4 percent and amounted to USD 1 995.8 million. The trade deficit equaled USD 1 217.6 million and its share in trade turnover constituted 43.9 percent.

EXTERNAL MERCHANDISE TRADE TENDENCIES OF GEORGIA IN JANUARY-MARCH 2015-2020



The table below shows dynamics of the external merchandise trade statistics indicators in 2015-2020.

NATIONAL STATISTICS OFFICE OF GEORGIA

13.04.2020

EXTERNAL MERCHANDISE TRADE OF GEORGIA IN 2015-2020 (MILLION US DOLLARS)

YEAR	MONTH	EXPORTS	IMPORTS	TURNOVER	BALANCE
2015	YEAR	2 204.2	7 300.2	9 504.3	-5 096.0
	January	155.1	538.9	694.0	-383.8
	February	167.2	579.9	747.1	-412.6
	March	179.1	677.7	856.7	-498.6
	April	186.6	552.1	738.6	-365.5
	May	194.6	566.6	761.2	-372.0
	June	198.6	607.5	806.1	-408.9
	July	187.0	582.0	769.0	-395.0
	August	190.4	624.3	814.7	-433.9
	September	186.1	644.9	830.9	-458.8
	October	187.6	616.1	803.7	-428.5
	November	187.4	575.8	763.2	-388.5
	December	184.6	734.4	919.1	-549.8
2016	YEAR	2 113.0	7 293.9	9 407.0	-5 180.9
	January	122.2	411.9	534.1	-289.7
	February	158.4	524.3	682.6	-365.9
	March	162.0	552.4	714.4	-390.4
	April	165.7	557.3	723.0	-391.6
	May	172.3	610.3	782.7	-438.0
	June	168.0	642.4	810.4	-474.3
	July	173.6	600.1	773.7	-426.5
	August	187.9	691.6	879.6	-503.7
	September	202.4	648.8	851.2	-446.4
	October	190.1	662.1	852.2	-472.0
	November	219.0	648.0	867.0	-429.0
	December	191.3	744.7	936.1	-553.4
2017	YEAR	2 735.8	7 943.0	10 678.8	-5 207.2
	January	176.9	495.1	672.0	-318.2
	February	179.9	589.4	769.3	-409.5
	March	221.2	617.5	838.7	-396.3
	April	211.6	594.3	805.9	-382.7
	May	215.3	637.6	853.0	-422.3
	June	235.6	644.0	879.6	-408.4
	July	212.7	642.1	854.8	-429.5
	August	236.3	703.6	940.0	-467.3
	September	257.6	688.3	945.9	-430.6
	October	263.5	730.9	994.4	-467.4
	November	236.9	761.3	998.2	-524.4
	December	288.3	838.8	1 127.1	-550.5

NATIONAL STATISTICS OFFICE OF GEORGIA

13.04.2020


YEAR	MONTH	EXPORTS	IMPORTS	TURNOVER	BALANCE
2018	YEAR	3 355.7	9 136.5	12 492.2	-5 780.7
	January	222.6	594.6	817.2	-371.9
	February	223.7	639.0	862.6	-415.3
	March	285.8	851.8	1 137.6	-566.0
	April	229.2	734.3	963.5	-505.2
	May	323.8	809.0	1 132.8	-485.2
	June	307.8	779.2	1 087.0	-471.4
	July	278.2	797.0	1 075.2	-518.8
	August	275.4	772.8	1 048.2	-497.4
	September	301.2	719.7	1 020.9	-418.5
	October	302.9	866.2	1 169.1	-563.3
	November	276.2	751.1	1 027.3	-474.9
	December	329.0	821.7	1 150.7	-492.8
2019*	YEAR	3 764.2	9 097.5	12 861.7	-5 333.4
	January	238.8	620.6	859.4	-381.8
	February	265.0	648.2	913.2	-383.2
	March	323.4	755.9	1 079.2	-432.5
	April	307.4	744.8	1 052.2	-437.4
	May	334.5	757.4	1 091.9	-423.0
	June	307.2	696.3	1 003.6	-389.1
	July	320.8	770.0	1 090.8	-449.2
	August	312.0	754.2	1 066.2	-442.2
	September	302.6	757.6	1 060.2	-454.9
	October	316.3	859.1	1 175.4	-542.9
	November	345.9	792.6	1 138.5	-446.7
	December	390.3	940.9	1 331.2	-550.5
2020*	YEAR	778.2	1 995.8	2 773.9	-1 217.6
	January	262.6	641.5	904.2	-378.9
	February	263.6	699.3	962.9	-435.7
	March	251.9	655.0	906.9	-403.1


*Preliminary data.

Detailed data on external merchandise trade of Georgia will be published on 21 april, 2020.


NATIONAL STATISTICS OFFICE OF GEORGIA

13.04.2020

SOURCES:  LEPL Revenue Service of Ministry of Finance of Georgia;

 Georgian State Electrosystem, JSC;

 Georgian Gas Transportation Company, LTD;

 Electricity System Commercial Operator, JSC.

NOTICE: The discrepancy between the totals and the sum in some cases can be explained by using rounded data.

CONTACT PERSON:

Maka Kalandarishvili,

Tel.: (+995 32) 236 72 10 (300).

E-mail: mkalandarishvili@geostat.ge