



National Statistics Office of Georgia

**INDICATORS OF LIVING CONDITIONS**  
(Households Incomes and Expenditures)

**2019**



25.05.2020

[www.geostat.ge](http://www.geostat.ge)

25.05.2020

INDICATORS OF LIVING CONDITIONS  
(HOUSEHOLDS INCOMES AND EXPENDITURES)  
2019

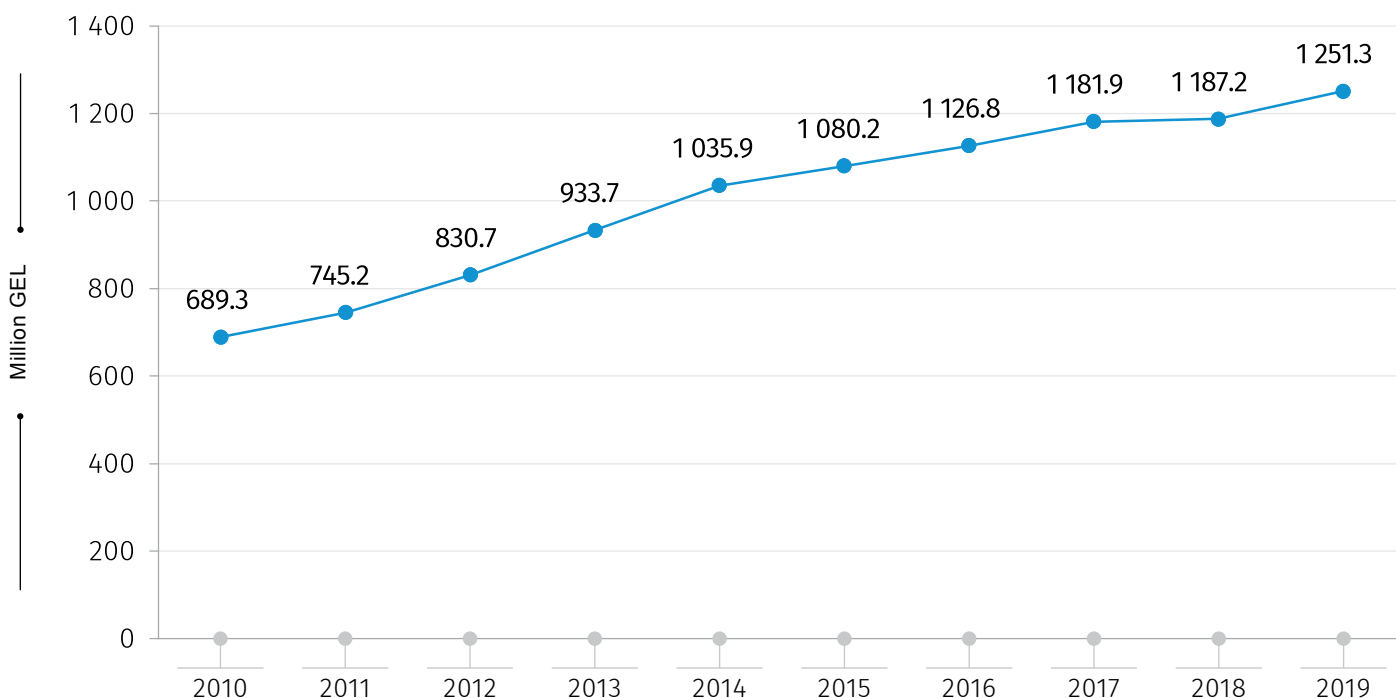
INCOMES

In 2019 the average monthly incomes (cash and non-cash inflows) of the population in Georgia amounted to 1 251.3 million GEL, which is 5.4 percent increase compared to 2018.

The chart below presents average monthly cash and non-cash inflows of the population for 2010-2019 years.

CHART №1

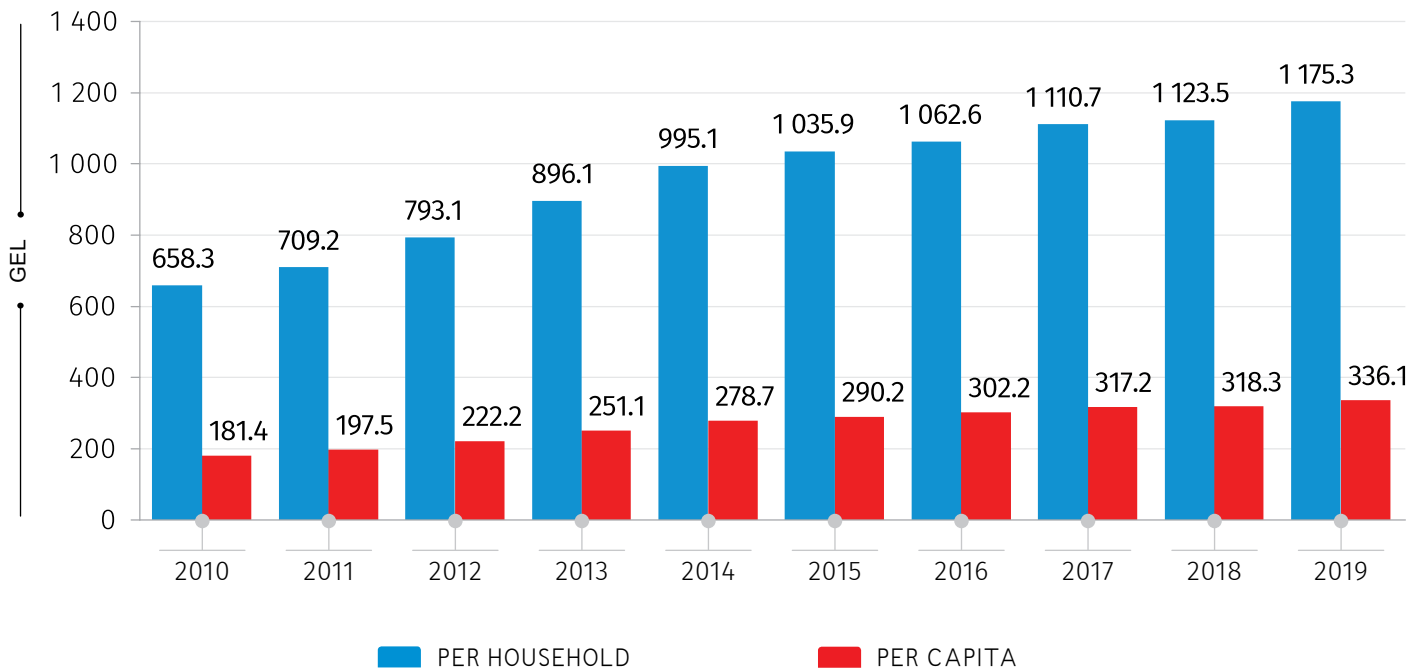
AVERAGE MONTHLY CASH AND NON-CASH INFLOWS OF THE POPULATION



According to the survey data of 2019, average monthly incomes equals to 1 175.3 GEL per household and 336.1 GEL per capita.

The chart below presents average monthly cash and non-cash inflows per household and per capita for 2010-2019 years.

**AVERAGE MONTHLY CASH AND NON-CASH INFLOWS PER HOUSEHOLD AND PER CAPITA**



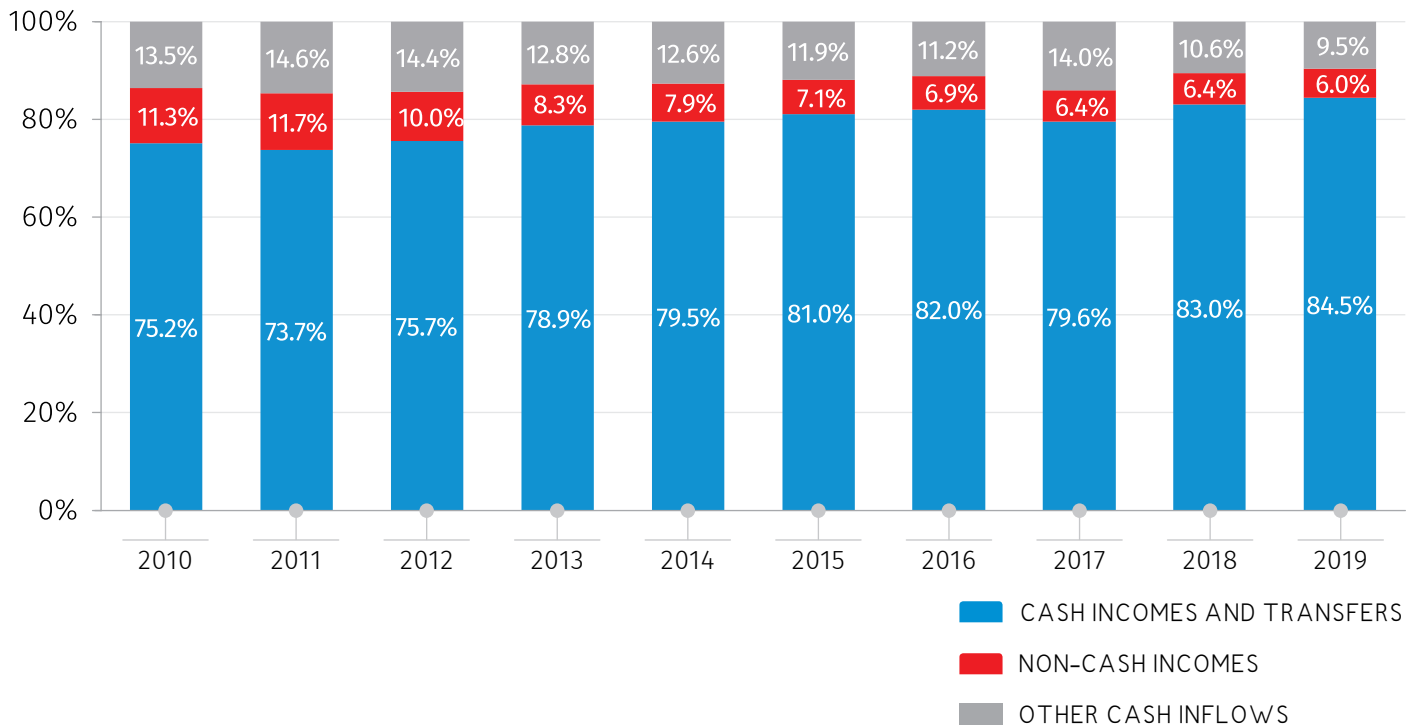
According to the survey, the main source of incomes for households are cash incomes and transfers, which increased by 1.5 percent point y.o.y and reached 84.5 percent.

The chart below presents distribution of average monthly cash and non-cash inflows by main sources for 2010-2019 years.

25.05.2020

CHART №3

**DISTRIBUTION OF AVERAGE MONTHLY CASH AND  
NON-CASH INFLOWS BY MAIN SOURCES**



The amount of households total incomes in urban areas was significantly higher and equaled to 781.1 million GEL. The same indicator for rural areas amounted to 470.2 million GEL.

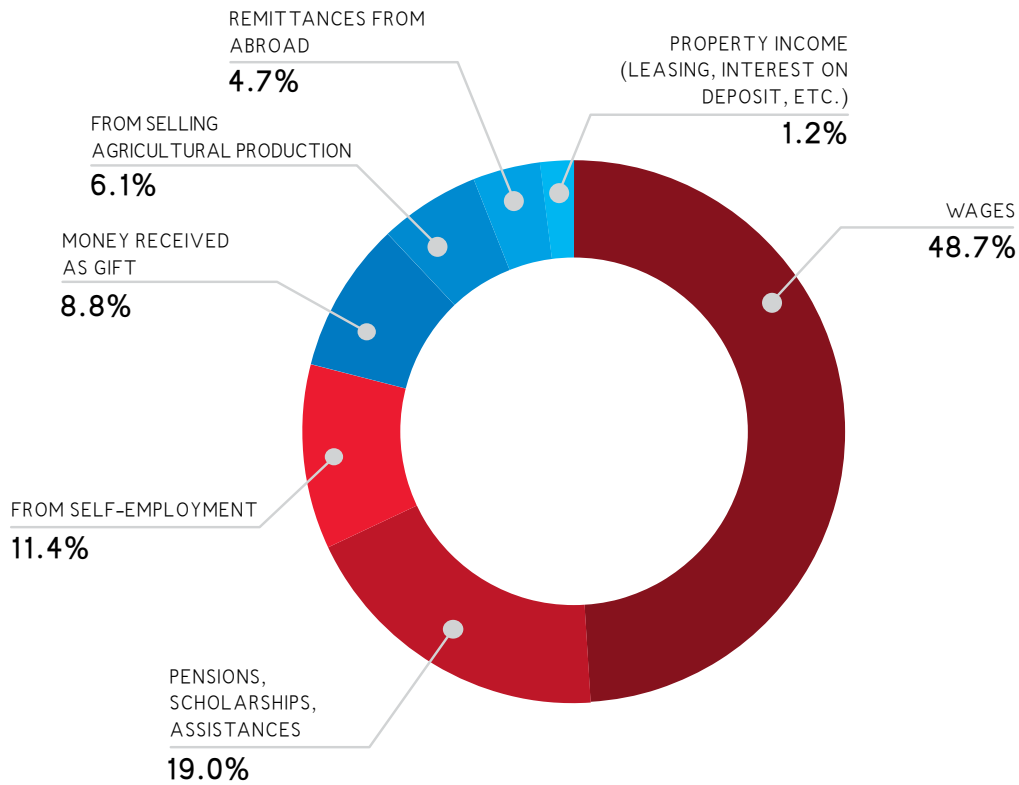
In 2019, the income from wages (48.7 percent) has a significant contribution in the structure of cash incomes and transfers. Additionally, pensions, scholarships, assistances holds considerable share (19.0 percent) in the structure. Also, income from self-employment and money received as gift have significant shares – 11.4 percent and 8.8 percent, correspondingly.

The chart below presents percentage distribution of cash incomes and transfers for 2019 year.

25.05.2020

CHART №4

PERCENTAGE DISTRIBUTION OF CASH INCOMES AND TRANSFERS IN 2019



## NATIONAL STATISTICS OFFICE OF GEORGIA

25.05.2020

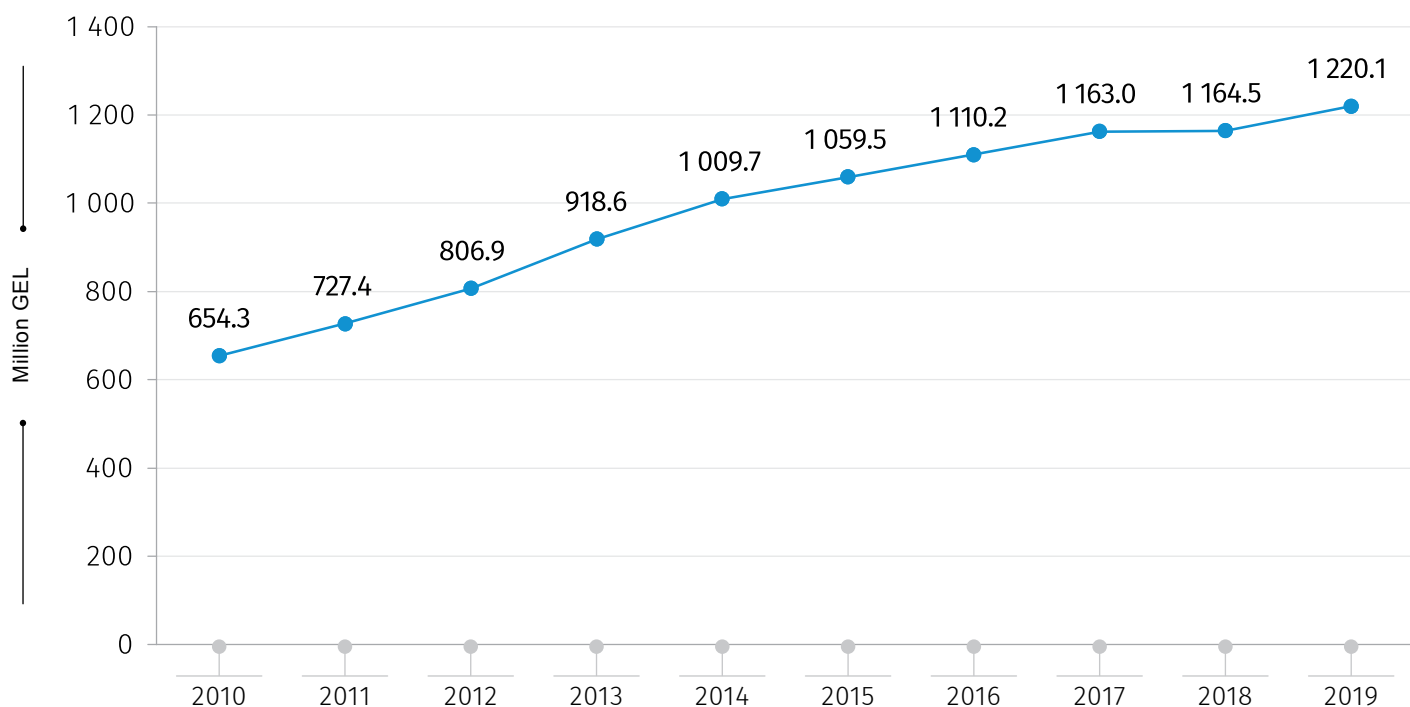
### EXPENDITURES

In 2019, the average monthly expenditures of the population in Georgia amounted to 1 220.1 million GEL, which is 4.8 percent increase in comparison to the last year.

The chart below presents average monthly expenditures of the total population for 2010-2019 years.

CHART №5

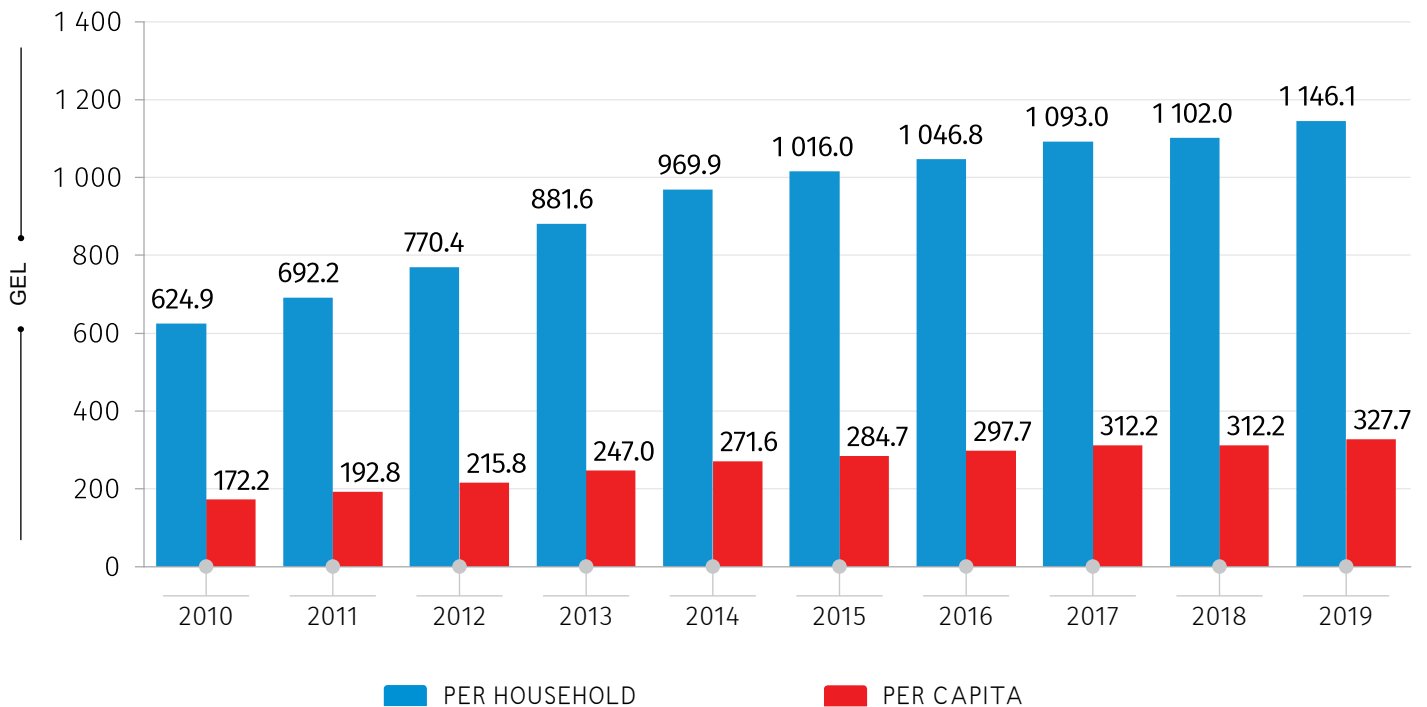
**AVERAGE MONTHLY EXPENDITURES OF THE TOTAL POPULATION**



According to the survey results, the average monthly expenditures per household is equal to 1 146.1 GEL, while the average monthly expenditures per capita amounted to 327.7 GEL.

The chart below presents average monthly expenditures per household and per capita for 2010-2019 years.

## AVERAGE MONTHLY EXPENDITURES PER HOUSEHOLD AND PER CAPITA



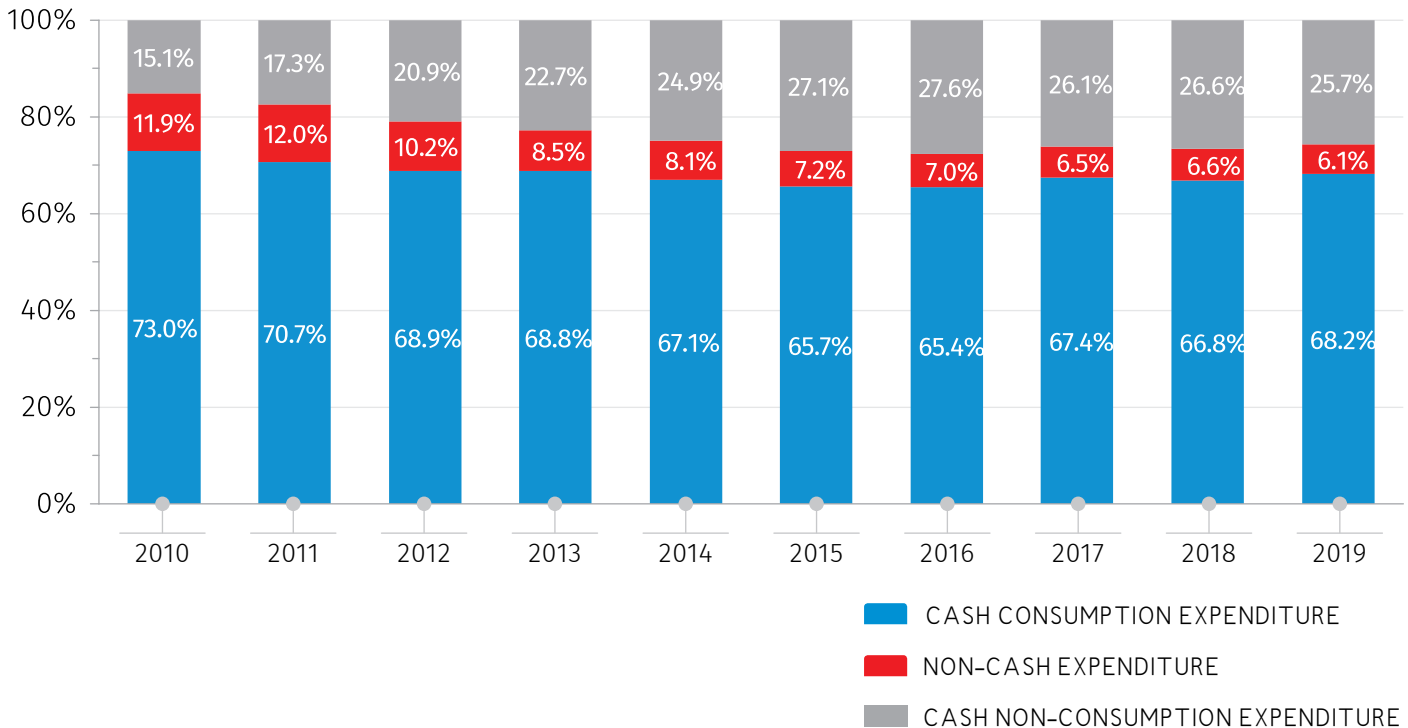
In 2019, the share of household cash consumption expenditures in total expenditures increased by 1.3 percent points compared to 2018 year and equals to 68.2 percent.

The chart below presents distribution of average monthly expenditures by the main categories for 2010-2019 years.

25.05.2020

CHART №7

DISTRIBUTION OF AVERAGE MONTHLY EXPENDITURES BY THE MAIN CATEGORIES



Similarly, as for incomes, the amount of households expenditures in urban areas is considerably higher and equals to 764.4 million GEL. The same indicator for rural areas amounted to 455.7 million GEL.

In 2019, expenditures on food, beverages, tobacco has a significant share (37.8 percent) in the structure of the cash consumption expenditures.

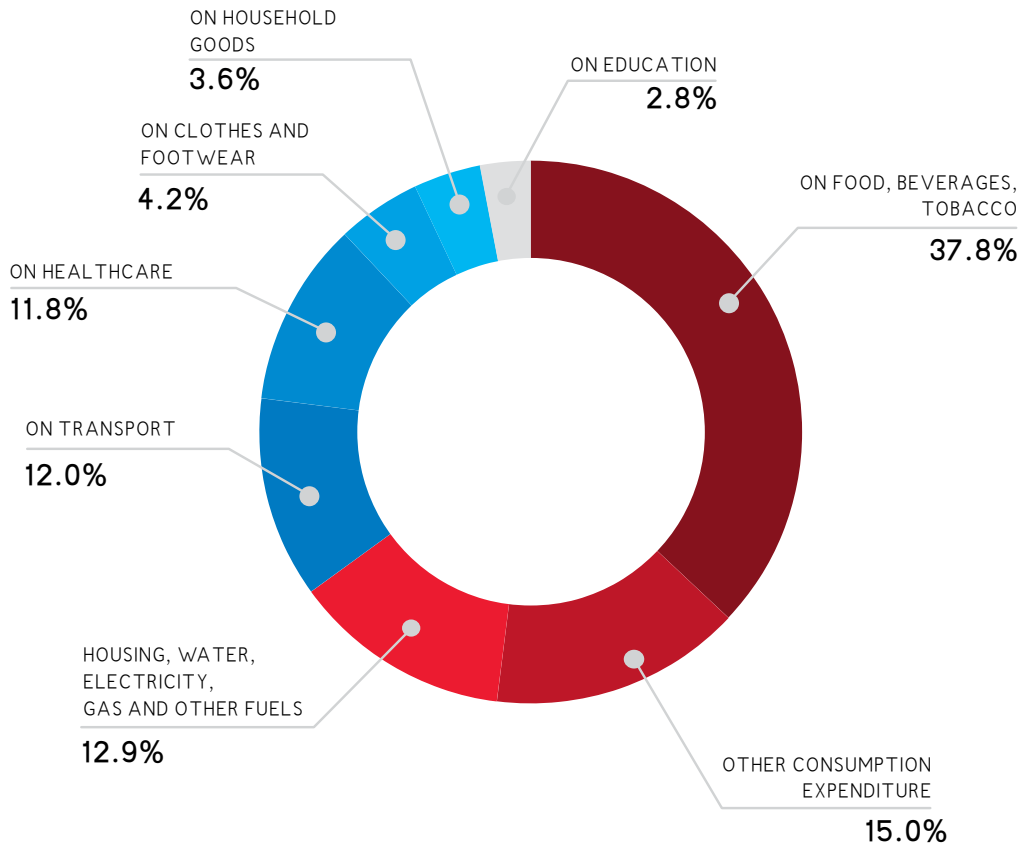
The chart below presents percentage distribution of cash consumption expenditures in 2019 year.



25.05.2020

CHART №8

PERCENTAGE DISTRIBUTION OF CASH  
CONSUMPTION EXPENDITURES IN 2019



CONTACT PERSONS:

Vasil Tsakadze, Tel.: (+995 32) 236 72 10 (600). E-mail: [vtsakadze@geostat.ge](mailto:vtsakadze@geostat.ge)

Mariam Kavelasvili, Tel.: (+995 32) 236 72 10 (020). E-mail: [mkavelasvili@geostat.ge](mailto:mkavelasvili@geostat.ge)