

NATIONAL STATISTICS OFFICE OF GEORGIA

19.06.2020

GEORGIAN EXTERNAL TRADE BY COUNTRIES IN JANUARY-MAY 2020* (THSD. US DOLLARS)

	EXPORTS (FOB)	IMPORTS (CIF)	BALANCE
EXTERNAL TRADE – TOTAL	1 235 689.4	2 970 077.3	-1 734 387.9
Of which:			
EU COUNTRIES	275 097.6	721 208.0	-446 110.4
Austria	623.1	19 344.7	-18 721.6
Belgium	4 325.5	29 037.4	-24 711.9
Bulgaria	136 925.3	38 047.9	98 877.4
Croatia	192.1	2 041.9	-1 849.9
Cyprus	54.0	3 083.9	-3 029.8
Czech Republic	3 147.7	25 053.4	-21 905.7
Denmark	170.7	5 490.3	-5 319.6
Estonia	1 189.0	2 183.2	-994.2
Finland	156.4	5 315.9	-5 159.4
France	9 621.8	50 544.5	-40 922.7
Germany	14 925.0	153 215.8	-138 290.8
Greece	2 381.6	15 820.9	-13 439.3
Hungary	241.5	20 178.5	-19 937.0
Ireland	484.7	5 355.4	-4 870.8
Italy	9 601.0	67 715.1	-58 114.1
Latvia	3 742.1	9 392.9	-5 650.8
Lithuania (Lietuva)	13 041.5	13 739.1	-697.5
Luxembourg	11.3	826.3	-815.0
Malta	39.5	1 040.5	-1 001.0
Netherlands	9 414.9	62 513.2	-53 098.3
Poland	10 435.6	51 258.4	-40 822.8
Portugal	48.4	5 180.6	-5 132.2
Romania	15 343.7	48 427.8	-33 084.1
Slovakia	654.6	3 243.2	-2 588.7
Slovenia	795.2	10 421.1	-9 625.9
Spain	33 352.0	36 361.5	-3 009.4
Sweden	274.2	6 028.7	-5 754.5
United Kingdom	3 905.3	30 345.8	-26 440.5
CIS COUNTRIES	534 846.8	950 497.9	-415 651.1
Azerbaijan	167 357.6	241 765.8	-74 408.2
Armenia	67 261.2	149 252.2	-81 990.9
Belarus	14 331.7	18 436.2	-4 104.5
Kazakhstan	13 752.2	16 355.7	-2 603.6
Kyrgyzstan	4 770.3	1 092.8	3 677.6
Moldova	4 613.0	3 620.0	993.1
Russia	157 103.6	336 882.8	-179 779.2
Tajikistan	5 464.9	0.2	5 464.7
Turkmenistan	6 180.8	34 683.9	-28 503.1

NATIONAL STATISTICS OFFICE OF GEORGIA

19.06.2020

	EXPORTS (FOB)	IMPORTS (CIF)	BALANCE
Ukraine	66 636.4	139 106.7	-72 470.3
Uzbekistan	27 375.1	9 301.5	18 073.6
OTHER COUNTRIES	425 745.1	1 298 371.4	-872 626.4
Afghanistan	128.9	-	128.9
Albania	9.4	49.9	-40.5
Algeria	-	76.7	-76.7
Argentina	-	3 080.5	-3 080.5
Australia	393.9	12 860.9	-12 467.1
Bahrain	28.7	-	28.7
Bangladesh	-	937.0	-937.0
Belize	101.3	229.5	-128.2
Bosnia and Herzegovina	-	125.6	-125.6
Brazil	20.2	47 417.8	-47 397.6
Burundi	-	6.2	-6.2
Cameroon	1 926.3	-	1 926.3
Canada	2 601.0	6 900.8	-4 299.8
Chad	8 813.7	280.0	8 533.7
Chile	1 205.8	17 614.9	-16 409.1
China	168 431.0	274 735.4	-106 304.3
Colombia	2 972.4	60.1	2 912.3
Costa Rica	17.1	-	17.1
Cuba	343.0	58.7	284.3
Ecuador	-	7 313.5	-7 313.5
Egypt	53.5	3 385.4	-3 331.9
Gabon	-	18.3	-18.3
Ghana	235.4	1.4	234.0
Hong Kong SAR of China	1 964.6	20 196.3	-18 231.7
Iceland	-	3 157.4	-3 157.4
India	605.9	18 042.5	-17 436.6
Indonesia	4.1	4 502.1	-4 498.0
Iran	13 244.9	30 594.5	-17 349.7
Iraq	3 242.3	959.9	2 282.4
Israel	7 622.5	3 711.5	3 911.0
Japan	6 247.8	56 915.2	-50 667.4
Jordan	86.5	126.1	-39.6
Kenya	186.9	252.9	-66.0
Korea Republic of	2 618.9	17 777.7	-15 158.8
Kuwait	394.5	-	394.5
Lebanon	9.9	113.3	-103.4
Liberia	108.0	-	108.0
Libya	121.9	-	121.9
Liechtenstein	-	106.5	-106.5
Macau	5.6	-	5.6
Macedonia (FYR)	-	312.5	-312.5
Madagascar	-	1.0	-1.0

NATIONAL STATISTICS OFFICE OF GEORGIA

19.06.2020

	EXPORTS (FOB)	IMPORTS (CIF)	BALANCE
Malawi	2.1	60.1	-58.0
Malaysia	129.9	4 400.1	-4 270.2
Maldives	13.9	-	13.9
Mauritius	-	19.3	-19.3
Mexico	117.2	1 873.8	-1 756.6
Monaco	-	1.3	-1.3
Mongolia	305.9	-	305.9
Montenegro	179.0	-	179.0
Morocco	1 920.4	71.0	1 849.4
Nepal	21.0	6.7	14.3
New Zealand	11.0	1 772.5	-1 761.5
Niger	20.5	-	20.5
Nigeria	106.5	0.3	106.2
Norway	17.3	2 972.1	-2 954.8
Oman	417.7	223.0	194.6
Pakistan	0.2	1 805.3	-1 805.1
Panama	337.4	-	337.4
Paraguay	-	1 317.7	-1 317.7
Peru	10 543.4	22 707.5	-12 164.1
Philippines	101.2	115.2	-14.0
Qatar	149.1	1 099.5	-950.4
San Marino	-	4.6	-4.6
Saudi Arabia	4 120.6	849.6	3 270.9
Senegal	90.4	-	90.4
Serbia	12.9	1 875.7	-1 862.9
Seychelles	-	60.1	-60.1
Singapore	4 950.0	5 849.0	-899.0
Somalia	9.0	-	9.0
South Africa	168.6	2 466.5	-2 297.9
Sri Lanka	0.8	1 450.5	-1 449.8
State of Palestine	190.9	-	190.9
Sudan	70.4	1.3	69.1
Suriname	423.3	-	423.3
Switzerland	39 647.1	20 881.6	18 765.5
Syrian	78.0	154.9	-76.9
Taiwan Province of China	2 092.4	4 698.9	-2 606.5
Tanzania	3 561.3	-	3 561.3
Thailand	6.1	9 644.2	-9 638.1
Tunisia	216.0	60.9	155.1
Turkey	81 729.9	478 846.3	-397 116.4
Uganda	-	9.5	-9.5
United Arab Emirates	11 273.1	44 164.1	-32 891.0
United States	34 998.7	152 684.5	-117 685.8
Uruguay	284.5	563.0	-278.5





*Preliminary data.

NATIONAL STATISTICS OFFICE OF GEORGIA

19.06.2020

	EXPORTS (FOB)	IMPORTS (CIF)	BALANCE
Viet Nam	3 607.6	3 612.1	-4.4
Virgin Islands British	-	126.6	-126.6
Yemen	73.9	-	73.9

19.06.2020

- Sources:**
-  LEPL Revenue Service of Ministry of Finance of Georgia;
 -  Georgian State Electrosystem JSC;
 -  Electrosystem Commercial Operator JSC;
 -  Georgian Gas Transportation Company LTD.

Explanation of symbols:

- Not applicable;
- 0.0 Negligible magnitude;
- * Data are preliminary and subject to revisions;
- ... Data are confidential

Notice:

1. The discrepancy between the totals and the sum in some cases can be explained by using rounded data;
2. Information does not cover the data of Simplified Customs Declarations (Form #4);
3. Information does not cover non-organized trade also occupied territories of Abkhazian Autonomous Republic and Tskhinvali region;
4. According to the international methodology there are some difference in coverage of trade flows between external merchandise trade statistics and customs statistics. Diplomatic temporary transit and analogous goods are excluded from the database of external merchandise trade statistics.

**THE PRELIMINARY DATA WILL BE REVISED ACCORDING TO THE GEOSTAT'S REVISION POLICY
(BASED ON THE REGULAR REVISION PRINCIPLE) AS A RESULT OF ADJUSTING
DATA BY RESPONDENTS/ADMINISTRATIVE SOURCES.**

CONTACT PERSON:

Maka Kalandarishvili Tel.: (+995 32) 36 72 10 (300). E-mail: Mkalandarishvili@geostat.ge