



National Statistics Office of Georgia

SURVEY OF WATER SUPPLY ENTERPRISES 2019

01.07.2020
www.geostat.ge

01.07.2020

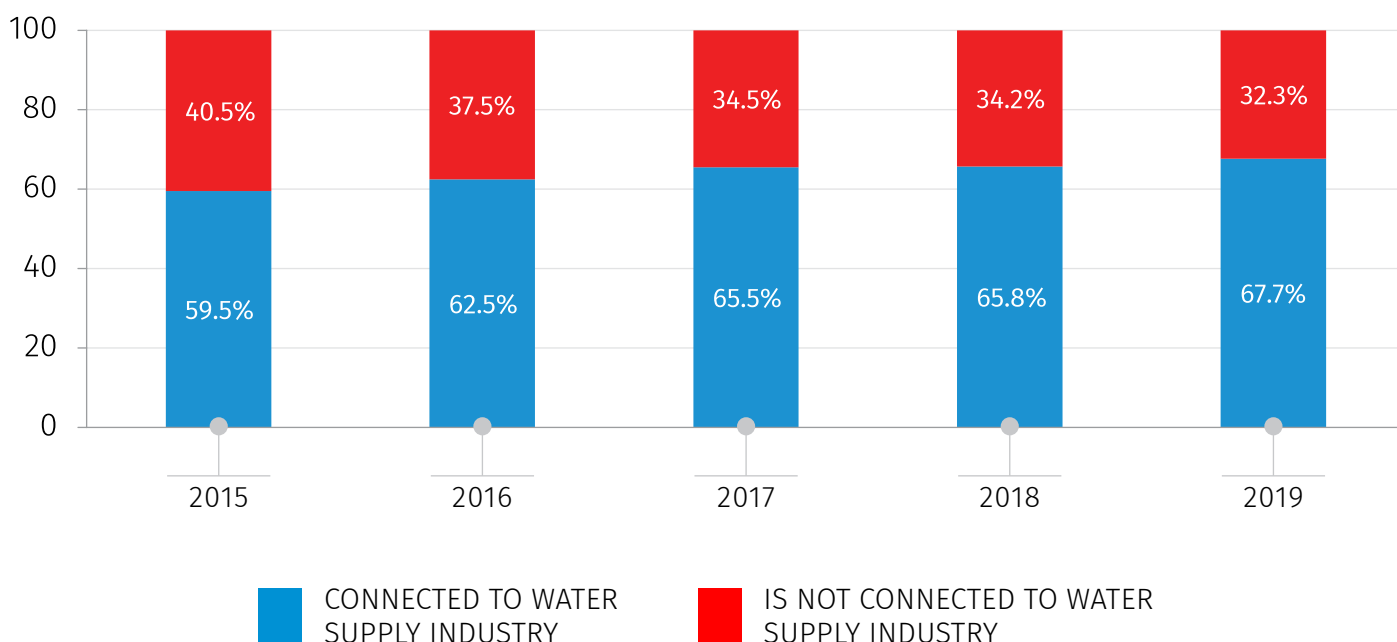
SURVEY OF WATER SUPPLY ENTERPRISES
(2019)

The survey results showed that in 2019, 24 enterprises were involved in water supply activities in Georgia. The volume of water provided to households amounted to 223.4 million cubic metres which is 0.7 percent higher compared to 2018. As of December 31, 2019, the number of population connected to water supply industry amounted to 2.52 million (67.7 %) which is 2.8 percent higher compared to 2018.

The diagram below presents the share of population connected to water supply industry in 2015-2019 (chart №1).

CHART №1

POPULATION CONNECTED TO WATER SUPPLY INDUSTRY
(%)



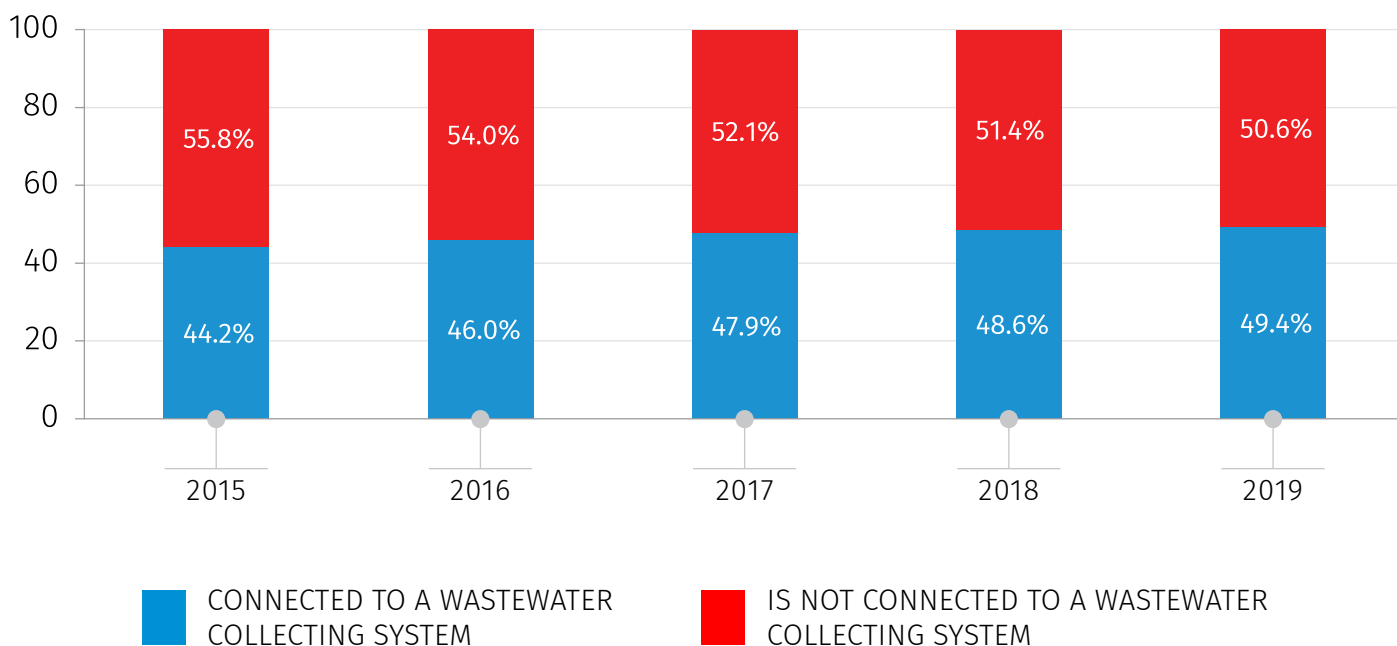
01.07.2020

In 2019, the number of population connected to a wastewater collecting system increased by 1.3 percent compared to the year prior and amounted to 1.83 million (49.4 %), while the number of population connected to wastewater treatment facilities increased by 1.3 percent compared to previous year and reached 1.36 million (36.5 %).

The diagrams below present the share of population connected to a wastewater collecting system (chart №2) and the share of population connected to wastewater treatment facilities (chart №3) in 2015-2019.

CHART №2

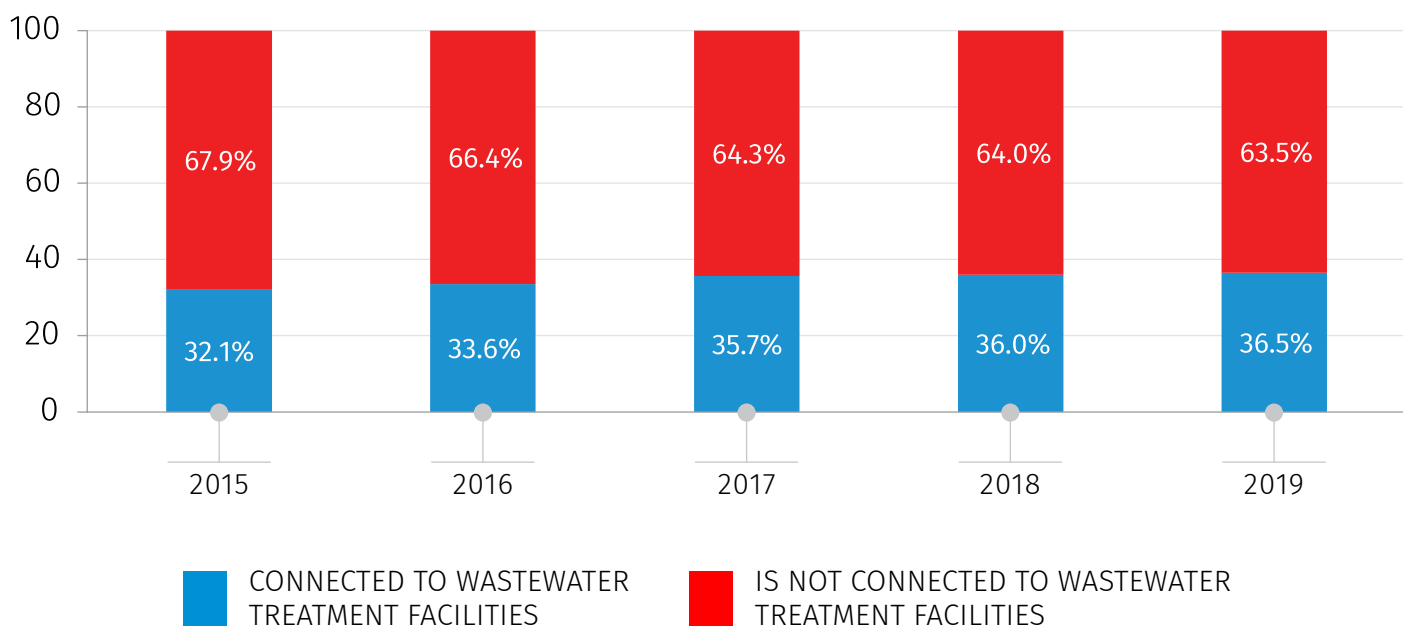
POPULATION CONNECTED TO A WASTEWATER COLLECTING SYSTEM
(%)



01.07.2020

CHART №3

POPULATION CONNECTED TO WASTEWATER TREATMENT FACILITIES (%)



CONTACT PERSONS:

Giorgi Sanadze, Tel.: (+995 32) 2367210 (500)

E-mail: gsanadze@geostat.ge; info@geostat.ge

Mariam Kavelashvili, Tel.: (+995 32) 2367210 (020)

E-mail: mkavelashvili@geostat.ge; info@geostat.ge