



National Statistics Office of Georgia

INFLATION RATE IN GEORGIA 2020 JUNE



03.07.2020

www.geostat.ge

03.07.2020

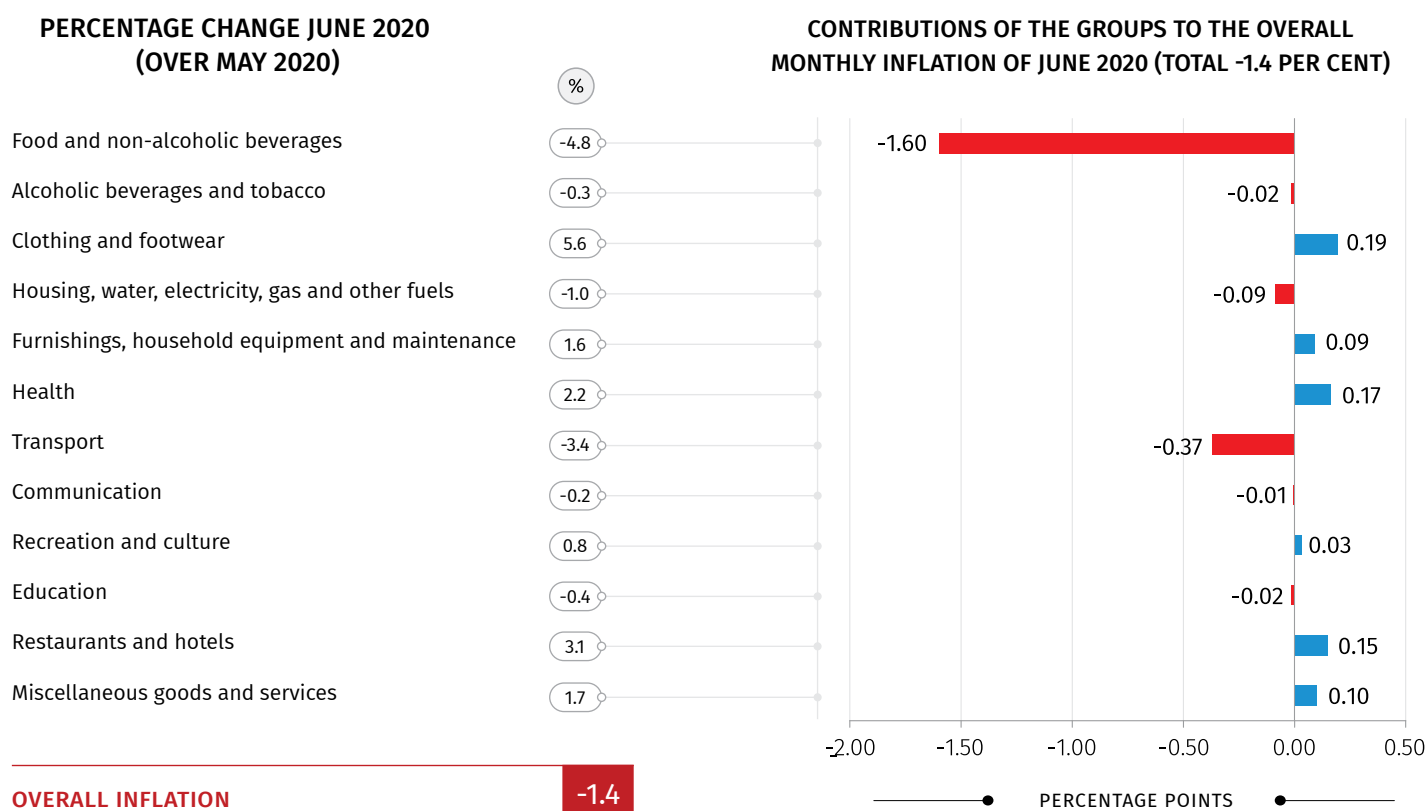
INFLATION RATE IN GEORGIA

JUNE 2020

In June 2020 the Consumer Price Index decreased by 1.4 percent compared to the previous month, while the annual inflation rate amounted to 6.1 percent.

With regard to the annual **core inflation**¹, the prices increased by 6.6 percent, while the annual **core inflation without tobacco**² amounted to 6.2 percent.

The following table shows percentage changes in prices for the commodity groups of the consumer basket as well as the relevant contributions to the overall monthly inflation rate.



The monthly inflation rate was mainly influenced by price changes for the following groups:
Food and non-alcoholic beverages: the prices in the group decreased by 4.8 percent,

¹**Core inflation** is calculated by excluding the following groups of goods and services from the consumer basket: food and non-alcoholic beverages, energy, regulated tariffs, transport (specific tariffs).

²**Core Inflation without tobacco** is calculated by excluding the following groups of goods and services from the consumer basket: food and non-alcoholic beverages, tobacco; energy, regulated tariffs, transport (specific tariffs).

NATIONAL STATISTICS OFFICE OF GEORGIA

03.07.2020

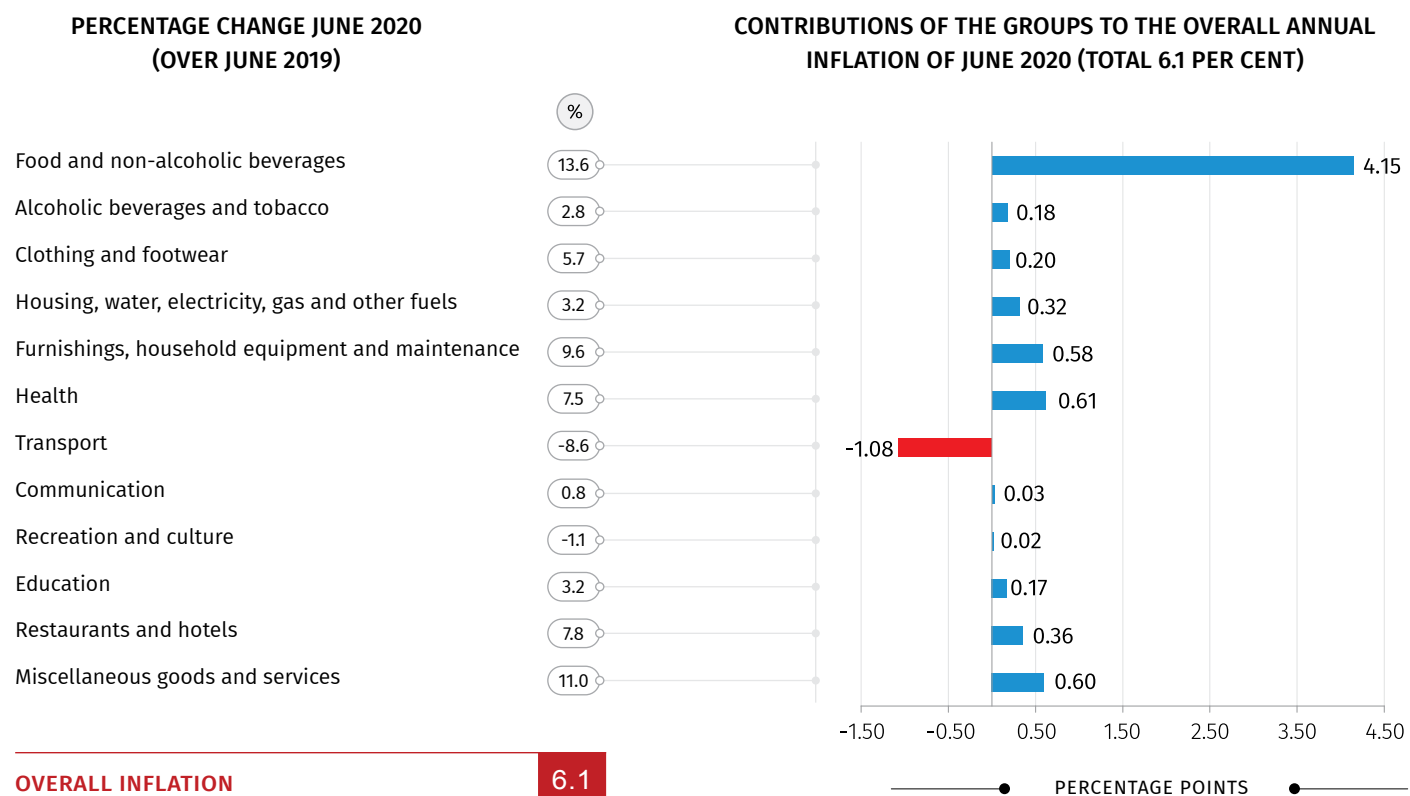
contributing -1.6 percentage points to the overall monthly inflation rate. The prices were lower for the following subgroups: vegetables (-28.7 percent), fruit and grapes (-6.2 percent), milk, cheese and eggs (-5.2 percent) and fish (-1.2 percent);

Transport: the prices decreased by 3.4 percent, contributing -0.37 percentage points to the overall monthly inflation rate. Within the group the prices decreased for purchase of vehicles (-7.6 percent) and operation of personal transport equipment (-4.3 percent);

Clothing and footwear: the prices increased by 5.6 percent, contributing 0.19 percentage points to the overall monthly inflation rate. The prices went up for both clothing (2.8 percent) and footwear (11.0 percent);

Health: the prices went up by 2.2 percent, contributing 0.17 percentage points to the overall monthly inflation rate. The prices increased for out-patient services (7.1 percent).

The following table shows percentage changes in prices for the commodity groups of the consumer basket, as well as the relevant contributions to the overall annual inflation rate in June 2020.



03.07.2020

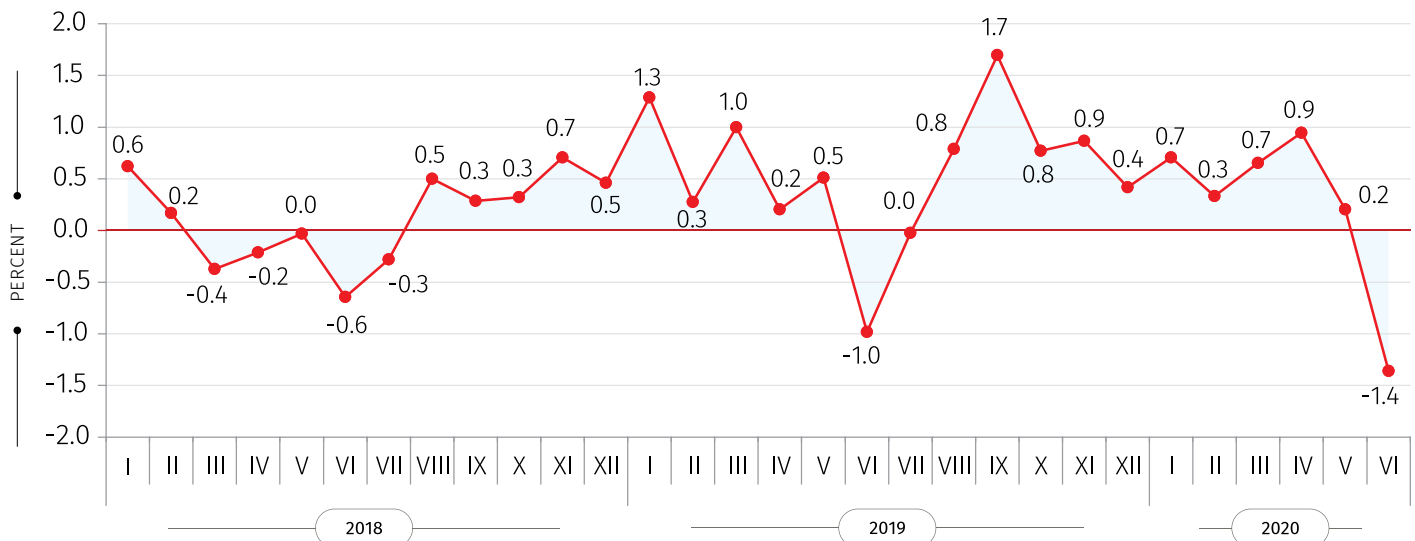
The annual inflation rate was mainly influenced by price changes for the following groups:

Food and non-alcoholic beverages: the prices in the group increased by 13.6 percent, contributing 4.15 percentage points to the overall annual inflation rate. Within the group the prices increased for the following subgroups: fruit and grapes (46.5 percent), milk, cheese and eggs (17.2 percent), fish (15.8 percent), coffee, tea and cocoa (14.8 percent), oils and fats (13.5 percent), meat (13.1 percent), sugar, jam, honey, chocolate and confectionery (12.6 percent), bread and cereals (10.0 percent) and mineral waters, soft drinks, fruit and vegetable juices (9.3 percent);

Health: the prices went up by 7.5 percent, contributing 0.61 percentage points to the overall annual inflation rate. The prices increased for out-patient services (11.6 percent) and medical products, appliances and equipment (10.2 percent);

Transport: the prices went down by 8.6 percent, which resulted in a -1.08 percentage point contribution to the overall annual inflation rate. The prices decreased for operation of personal transport equipment (-11.8 percent).

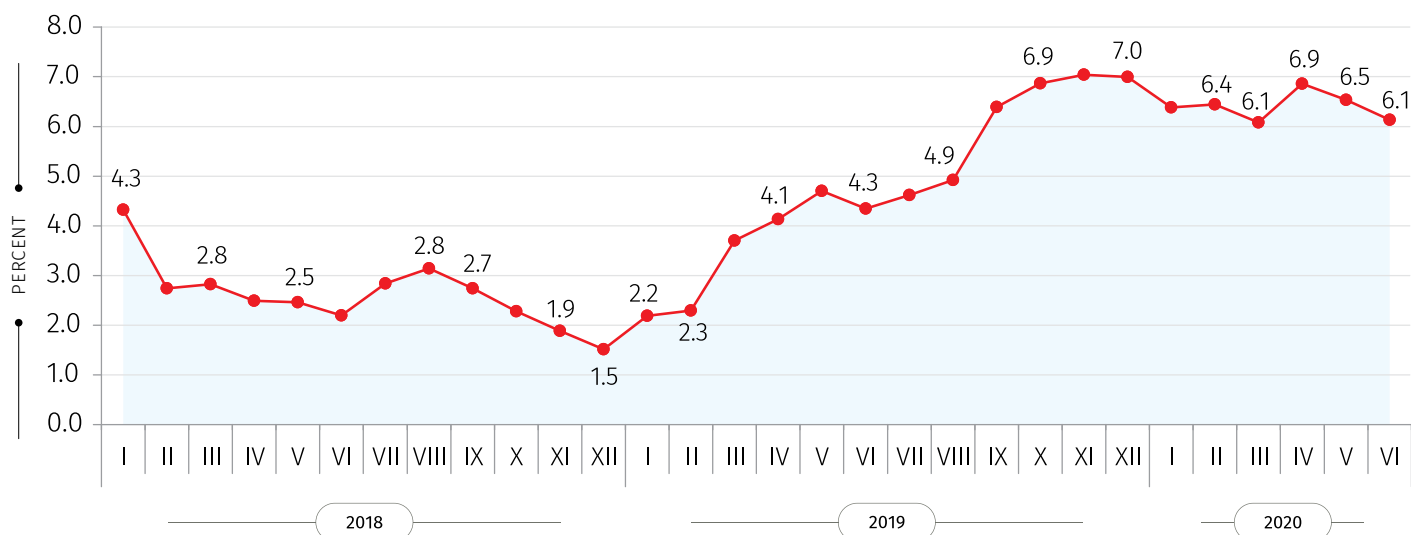
MONTHLY INFLATION



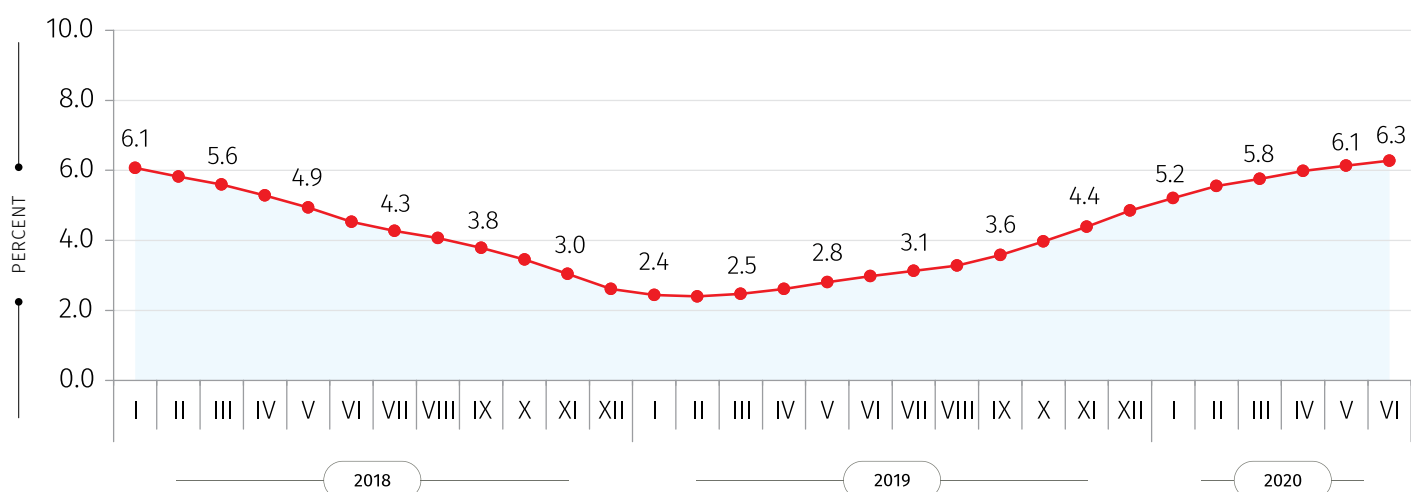
NATIONAL STATISTICS OFFICE OF GEORGIA

03.07.2020

ANNUAL INFLATION RATE IN GEORGIA (YEAR-ON-YEAR CHANGE)



AVERAGE INFLATION RATE (12 MONTH AVERAGE OVER THE PREVIOUS 12 MONTH AVERAGE, PERCENTAGE CHANGE)



CONTACT PERSON:

Giorgi Tetrauli

Tel: (+995 32) 236 72 10 (400)

E-mail: gtetrauli@geostat.ge