

## NATIONAL STATISTICS OFFICE OF GEORGIA

20.07.2020

### GEORGIAN EXTERNAL TRADE BY COUNTRIES IN JANUARY-JUNE 2020\* (THSD. US DOLLARS)

	EXPORTS (FOB)	IMPORTS (CIF)	BALANCE
<b>EXTERNAL TRADE – TOTAL</b>	1 503 442.5	3 550 477.1	-2 047 034.6
Of which:			
<b>EU COUNTRIES</b>	337 847.6	856 353.1	-518 505.6
Austria	833.8	23 847.1	-23 013.3
Belgium	5 915.3	35 641.2	-29 725.9
Bulgaria	162 690.8	46 347.4	116 343.4
Croatia	244.9	2 646.1	-2 401.2
Cyprus	77.8	3 378.8	-3 301.0
Czech Republic	3 637.2	31 005.4	-27 368.2
Denmark	191.6	6 092.6	-5 901.0
Estonia	2 542.4	2 546.7	-4.4
Finland	156.4	6 608.8	-6 452.3
France	11 944.5	63 010.4	-51 065.9
Germany	17 787.0	180 610.0	-162 823.0
Greece	2 697.2	19 199.3	-16 502.1
Hungary	272.0	23 111.0	-22 839.0
Ireland	839.1	5 943.5	-5 104.4
Italy	11 609.7	81 828.9	-70 219.2
Latvia	4 425.5	11 076.2	-6 650.7
Lithuania (Lietuva)	14 323.7	15 925.7	-1 602.0
Luxembourg	11.3	838.1	-826.8
Malta	39.5	1 163.1	-1 123.6
Netherlands	11 525.4	72 610.2	-61 084.8
Poland	11 967.9	60 762.7	-48 794.8
Portugal	48.4	6 280.4	-6 232.0
Romania	16 375.5	56 349.2	-39 973.7
Slovakia	654.7	4 871.8	-4 217.1
Slovenia	1 174.4	11 623.4	-10 449.0
Spain	50 042.9	41 465.3	8 577.5
Sweden	348.9	6 682.5	-6 333.6
United Kingdom	5 470.0	34 887.4	-29 417.4
<b>CIS COUNTRIES</b>	650 128.7	1 106 326.7	-456 198.1
Armenia	83 767.0	198 713.3	-114 946.4
Azerbaijan	203 521.2	247 381.2	-43 860.0
Belarus	16 995.6	22 058.1	-5 062.4
Kazakhstan	18 009.7	19 134.4	-1 124.8
Kyrgyzstan	6 123.2	1 248.2	4 875.1
Moldova	5 143.5	4 249.7	893.8
Russia	188 061.3	396 110.9	-208 049.5
Tajikistan	6 147.6	0.2	6 147.3
Turkmenistan	6 822.8	39 558.9	-32 736.1

## NATIONAL STATISTICS OFFICE OF GEORGIA

20.07.2020

	EXPORTS (FOB)	IMPORTS (CIF)	BALANCE
Ukraine	83 420.6	166 893.4	-83 472.8
Uzbekistan	32 116.2	10 978.5	21 137.7
<b>OTHER COUNTRIES</b>	<b>515 466.3</b>	<b>1 587 797.2</b>	<b>-1 072 331.0</b>
Afghanistan	128.9	584.5	-455.7
Albania	14.5	49.9	-35.5
Algeria	-	76.7	-76.7
Argentina	-	3 413.5	-3 413.5
Australia	2 374.2	12 994.1	-10 619.9
Bahrain	28.7	-	28.7
Bangladesh	-	937.0	-937.0
Belize	101.3	320.5	-219.2
Bosnia and Herzegovina	-	138.9	-138.9
Brazil	20.2	54 999.2	-54 979.1
Burundi	-	6.2	-6.2
Cameroon	1 926.3	-	1 926.3
Canada	2 677.8	8 584.0	-5 906.2
Chad	8 813.7	280.0	8 533.7
Chile	1 205.8	26 247.0	-25 041.3
China	205 140.7	325 601.3	-120 460.7
Colombia	2 972.4	60.1	2 912.3
Costa Rica	17.1	-	17.1
Cuba	540.5	58.7	481.8
Ecuador	-	9 079.4	-9 079.4
Egypt	53.5	3 704.4	-3 650.9
Gabon	-	18.3	-18.3
Ghana	235.4	2.9	232.5
Guatemala	-	35.9	-35.9
Hong Kong SAR of China	2 354.8	23 923.8	-21 569.0
Iceland	-	3 451.9	-3 451.9
India	725.9	21 081.2	-20 355.3
Indonesia	4.1	4 938.4	-4 934.3
Iran	16 308.1	31 760.3	-15 452.2
Iraq	4 207.8	2 369.6	1 838.1
Israel	9 298.6	5 118.2	4 180.5
Japan	7 373.9	74 315.7	-66 941.8
Jordan	175.4	126.1	49.3
Kenya	228.7	252.9	-24.1
Korea Republic of	2 445.3	22 283.7	-19 838.3
Kuwait	450.0	-	450.0
Lebanon	17.3	128.7	-111.4
Liberia	108.0	-	108.0
Libya	141.3	-	141.3
Liechtenstein	-	116.6	-116.6
Macau	5.6	-	5.6
Macedonia (FYR)	-	321.3	-321.3

## NATIONAL STATISTICS OFFICE OF GEORGIA

20.07.2020

	EXPORTS (FOB)	IMPORTS (CIF)	BALANCE
Madagascar	-	1.0	-1.0
Malawi	2.1	96.8	-94.7
Malaysia	129.9	5 259.5	-5 129.6
Maldives	13.9	-	13.9
Mauritius	-	19.3	-19.3
Mexico	117.2	1 973.4	-1 856.2
Monaco	-	1.3	-1.3
Mongolia	305.9	-	305.9
Montenegro	179.0	-	179.0
Morocco	1 940.8	71.0	1 869.8
Nepal	21.0	6.7	14.3
New Zealand	11.0	1 821.6	-1 810.6
Niger	20.5	-	20.5
Nigeria	127.0	0.3	126.7
Norway	39.2	3 633.9	-3 594.7
Oman	417.7	223.0	194.6
Pakistan	0.2	2 623.1	-2 622.9
Panama	337.4	-	337.4
Paraguay	-	1 794.6	-1 794.6
Peru	13 860.9	22 707.5	-8 846.6
Philippines	101.2	115.2	-14.0
Qatar	372.9	1 188.1	-815.2
San Marino	-	6.9	-6.9
Saudi Arabia	4 154.9	995.8	3 159.1
Senegal	90.4	-	90.4
Serbia	12.9	2 172.9	-2 160.1
Seychelles	-	60.1	-60.1
Singapore	8 871.2	8 793.3	78.0
Somalia	9.0	-	9.0
South Africa	172.7	3 442.9	-3 270.3
Sri Lanka	6.6	1 523.5	-1 516.9
State of Palestine	190.9	-	190.9
Sudan	70.4	1.3	69.1
Suriname	423.3	-	423.3
Switzerland	48 841.1	24 833.8	24 007.3
Syrian	78.0	154.9	-76.9
Taiwan Province of China	2 767.8	5 281.3	-2 513.5
Tanzania	5 924.1	-	5 924.1
Thailand	6.1	10 559.0	-10 552.9
Tunisia	216.0	60.9	155.1
Turkey	102 216.0	595 211.9	-492 995.9
Uganda	-	9.5	-9.5
United Arab Emirates	12 448.1	53 641.5	-41 193.4
United States	36 685.7	196 879.7	-160 194.0





\*Preliminary data.

## NATIONAL STATISTICS OFFICE OF GEORGIA

20.07.2020

	EXPORTS (FOB)	IMPORTS (CIF)	BALANCE
Uruguay	284.5	966.8	-682.3
Viet Nam	3 829.0	4 127.9	-298.9
Virgin Islands British	-	155.8	-155.8
Yemen	73.9	-	73.9

20.07.2020

- Sources:**
-  LEPL Revenue Service of Ministry of Finance of Georgia;
  -  Georgian State Electrosystem JSC;
  -  Electrosystem Commercial Operator JSC;
  -  Georgian Gas Transportation Company LTD.

**Explanation of symbols:**

- Not applicable;
- 0.0 Negligible magnitude;
- \* Data are preliminary and subject to revisions;
- ... Data are confidential

**Notice:**

1. The discrepancy between the totals and the sum in some cases can be explained by using rounded data;
2. Information does not cover the data of Simplified Customs Declarations (Form #4);
3. Information does not cover non-organized trade also occupied territories of Abkhazian Autonomous Republic and Tskhinvali region;
4. According to the international methodology there are some difference in coverage of trade flows between external merchandise trade statistics and customs statistics. Diplomatic temporary transit and analogous goods are excluded from the database of external merchandise trade statistics.

**THE PRELIMINARY DATA WILL BE REVISED ACCORDING TO THE GEOSTAT'S REVISION POLICY (BASED ON THE REGULAR REVISION PRINCIPLE) AS A RESULT OF ADJUSTING DATA BY RESPONDENTS/ADMINISTRATIVE SOURCES.**

CONTACT PERSON:

Maka Kalandarishvili Tel.: (+995 32) 36 72 10 (300). E-mail: [Mkalandarishvili@geostat.ge](mailto:Mkalandarishvili@geostat.ge)