



National Statistics Office of Georgia

INFLATION RATE IN GEORGIA **2020** AUGUST



03.09.2020

www.geostat.ge

NATIONAL STATISTICS OFFICE OF GEORGIA

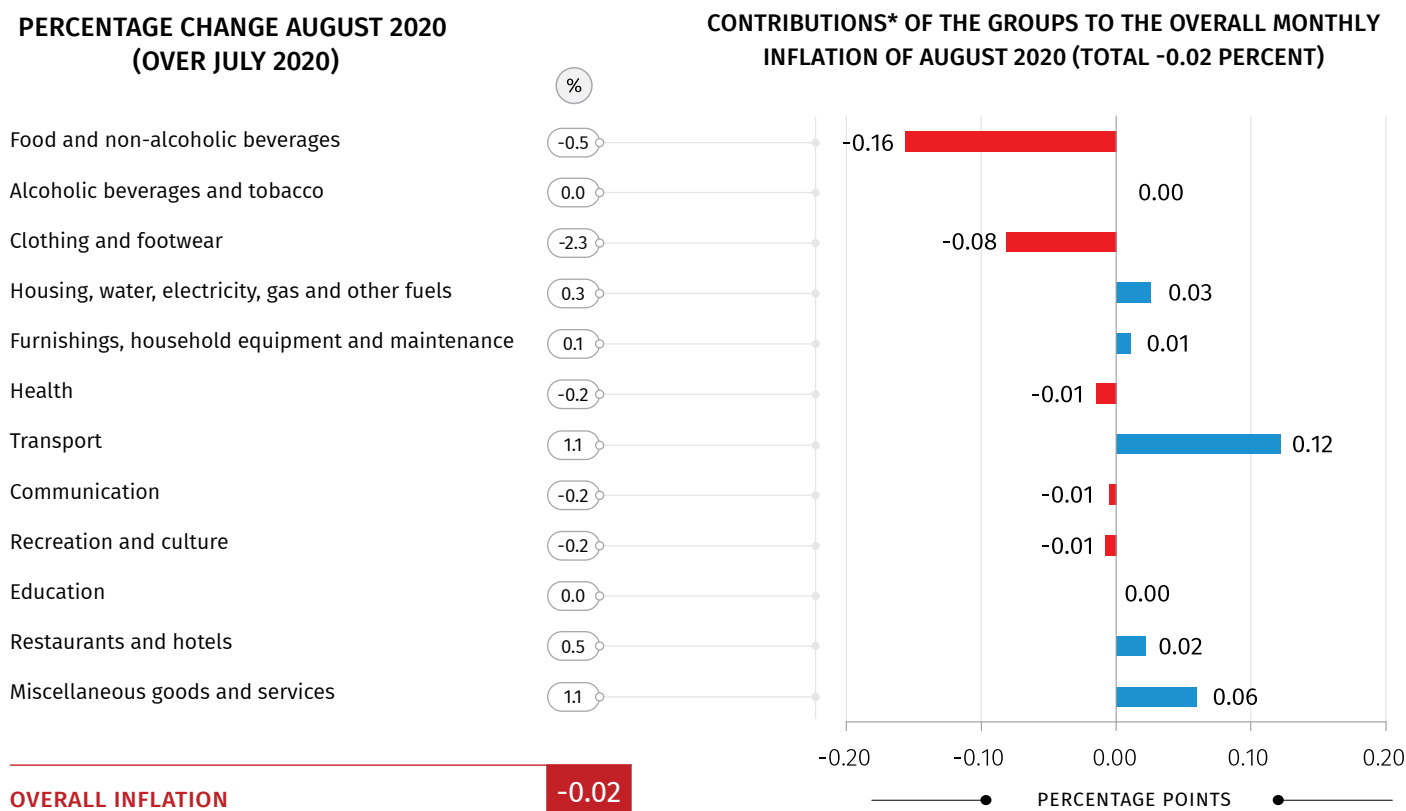
03.09.2020

INFLATION RATE IN GEORGIA AUGUST 2020

In August 2020 the Consumer Price Index decreased 0.02 percent compared to the previous month, while the annual inflation rate amounted to 4.8 percent.

With regard to the annual core inflation¹, the prices increased by 5.7 percent, while the annual core inflation without tobacco² amounted to 5.2 percent.

The following table shows percentage changes in prices for the commodity groups of the consumer basket as well as the relevant contributions to the overall monthly inflation rate.



* Individual contributions may not sum up to the total due to rounding.

¹Core inflation is calculated by excluding the following groups of goods and services from the consumer basket: food and non-alcoholic beverages, energy, regulated tariffs, transport (specific tariffs).

²Core Inflation without tobacco is calculated by excluding the following groups of goods and services from the consumer basket: food and non-alcoholic beverages, tobacco; energy, regulated tariffs, transport (specific tariffs).

NATIONAL STATISTICS OFFICE OF GEORGIA

03.09.2020

The monthly inflation rate was mainly influenced by price changes for the following groups:

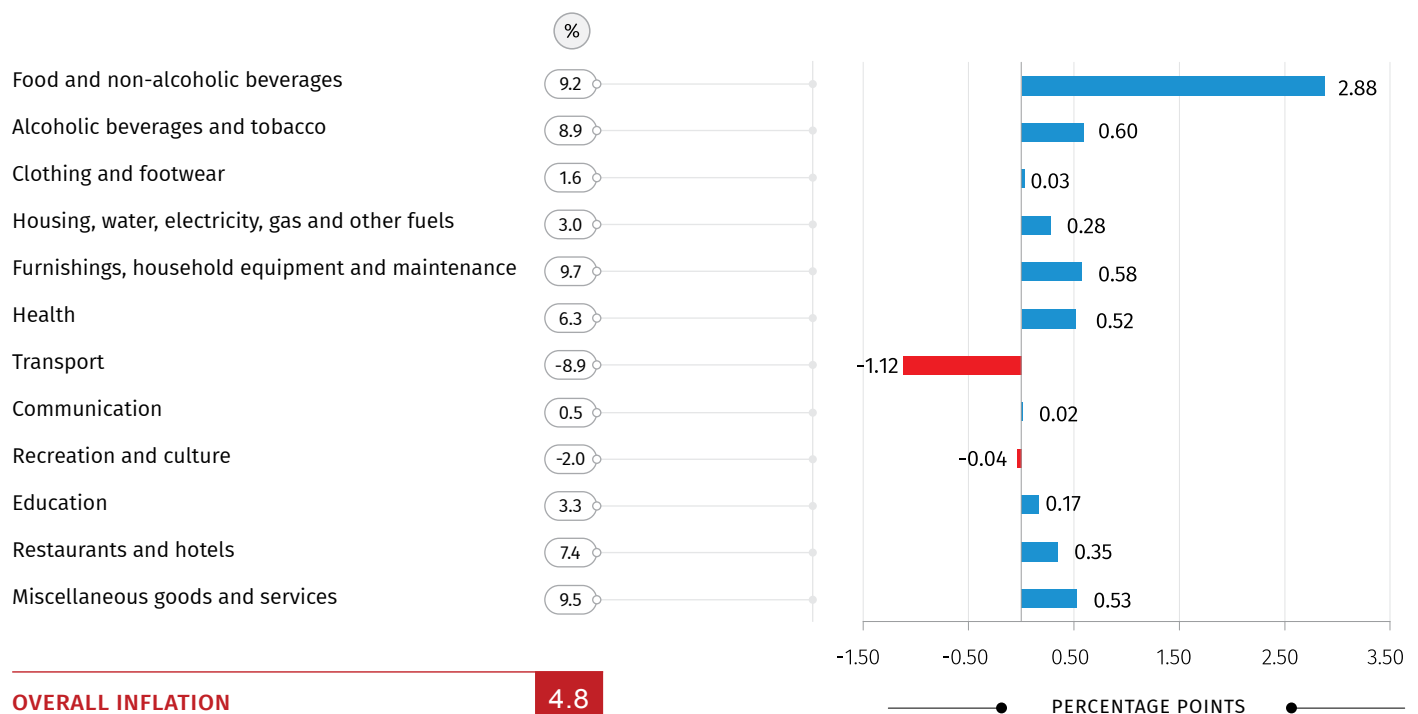
Food and non-alcoholic beverages: the prices in the group decreased by 0.5 percent, contributing -0.16 percentage points to the overall monthly inflation rate. The prices were lower for the following subgroups: fruit and grapes (-10.6 percent), vegetables (-2.8 percent), also coffee, tea and cocoa (-0.7 percent). Furthermore, the prices increased for milk, cheese and eggs (2.2 percent);

Transport: the prices increased by 1.1 percent, contributing 0.12 percentage points to the overall monthly inflation rate. Within the group the prices increased operation of personal transport equipment (1.8 percent).

The following table shows percentage changes in prices for the commodity groups of the consumer basket, as well as the relevant contributions to the overall annual inflation rate in August 2020.

PERCENTAGE CHANGE AUGUST 2020
(OVER AUGUST 2019)

CONTRIBUTIONS* OF THE GROUPS TO THE OVERALL
ANNUAL INFLATION OF AUGUST 2020 (TOTAL 4.8 PERCENT)



*Individual contributions may not sum up to the total due to rounding.

03.09.2020

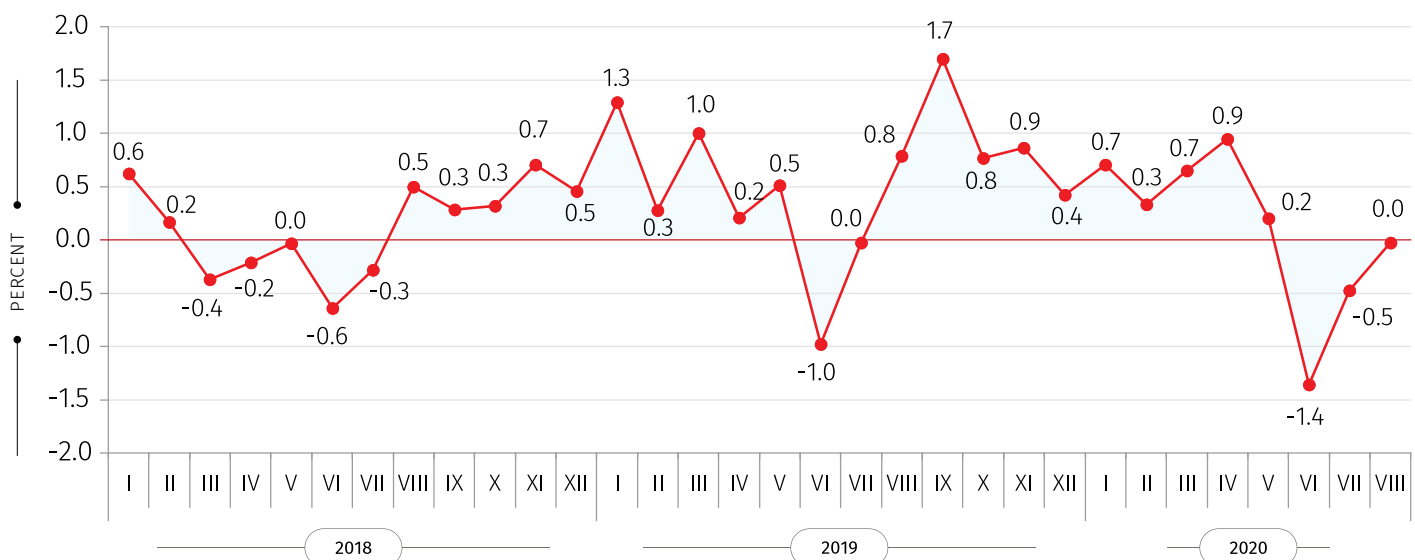
The annual inflation rate was mainly influenced by price changes for the following groups:

Food and non-alcoholic beverages: the prices in the group increased by 9.2 percent, contributing 2.88 percentage points to the overall annual inflation rate. Within the group the prices increased for the following subgroups: fruit and grapes (18.0 percent), coffee, tea and cocoa (14.9 percent), fish (13.5 percent), oils and fats (11.9 percent), milk, cheese and eggs (11.7 percent), mineral waters, soft drinks, fruit and vegetable juices (9.0 percent), bread and cereals (9.0 percent), meat (8.8 percent) and sugar, jam, honey, chocolate and confectionery (4.5 percent);

Alcoholic beverages and tobacco: the prices increased by 8.9 percent, with a relevant contribution of 0.6 percentage points to the overall annual inflation rate. The prices increased for both tobacco (13.4 percent) and alcoholic beverages (5.2 percent);

Furnishings, household equipment and routine maintenance of the house: the prices in the group went up by 9.7 percent, which resulted in a 0.58 percentage point contribution to the overall annual inflation rate. The prices increased for the following subgroups: household appliances (11.3 percent), glassware, tableware and household utensils (9.5 percent) and goods and services for routine household maintenance (9.1 percent).

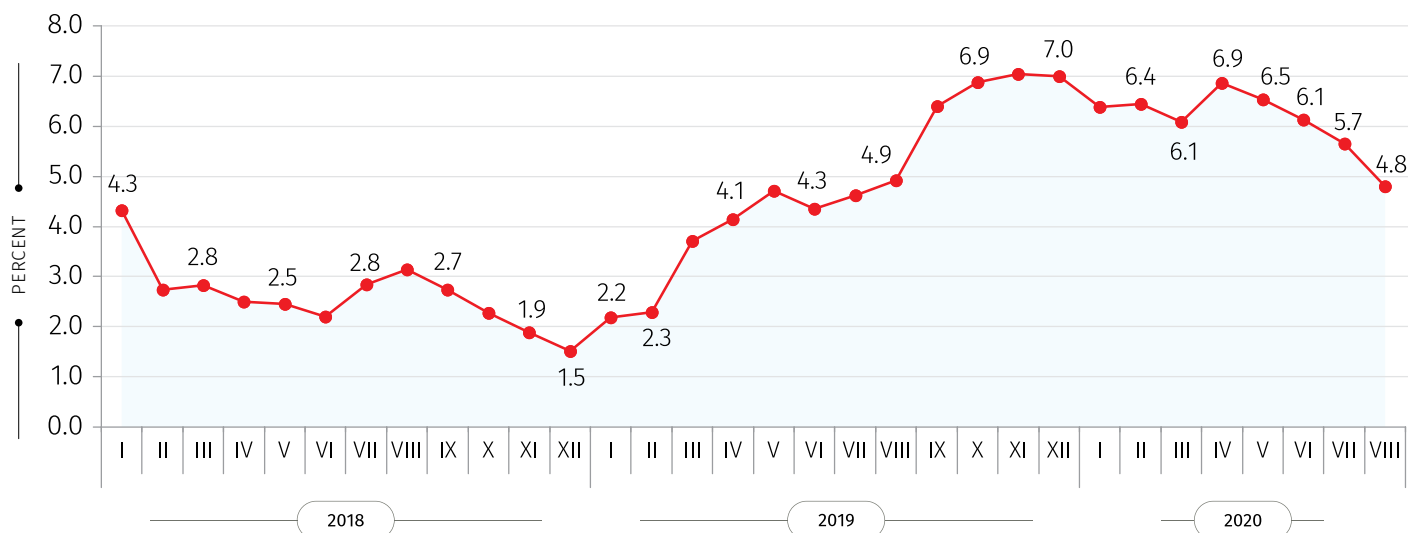
MONTHLY INFLATION



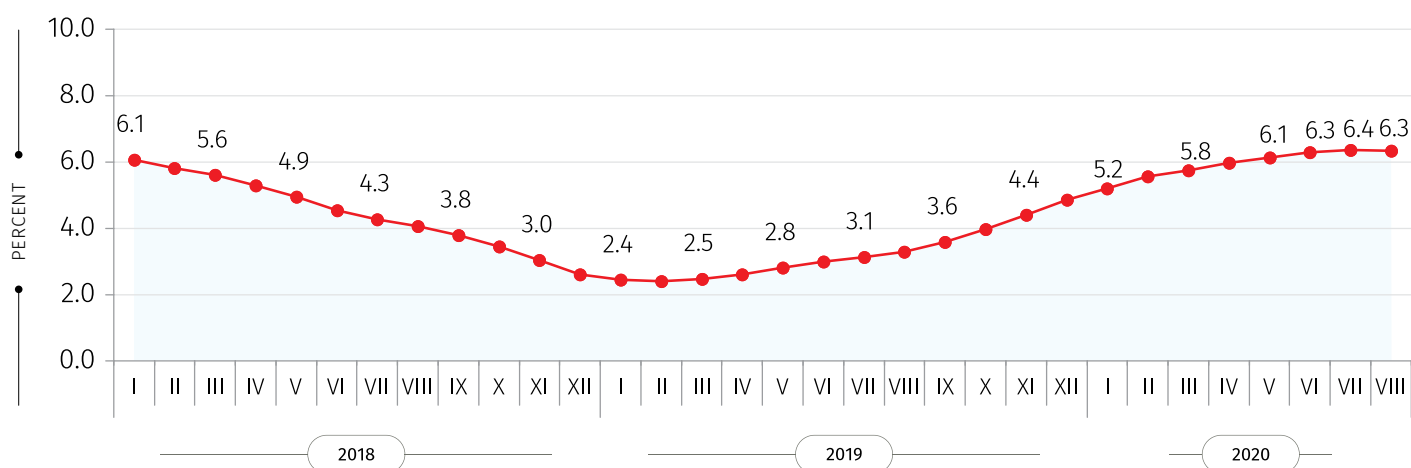
NATIONAL STATISTICS OFFICE OF GEORGIA

03.09.2020

ANNUAL INFLATION RATE IN GEORGIA (YEAR-ON-YEAR CHANGE)



AVERAGE INFLATION RATE (12 MONTH AVERAGE OVER THE PREVIOUS 12 MONTH AVERAGE, PERCENTAGE CHANGE)



CONTACT PERSON:

Giorgi Tetrauli

Tel.: (+995 32) 236 72 10 (400)

E-mail: gtetrauli@geostat.ge