



National Statistics Office of Georgia

**SURVEY OF RESEARCH  
AND DEVELOPMENT  
IN SCIENTIFIC INSTITUTIONS  
2019**



23.10.2020  
[www.geostat.ge](http://www.geostat.ge)

23.10.2020

## SURVEY OF RESEARCH AND DEVELOPMENT IN SCIENTIFIC INSTITUTIONS (2019 YEAR)

In 2019, the Research and Development in Georgia were conducted by 48 Institutions, whose total expenditures on R&D equaled 140.2 Million GEL.

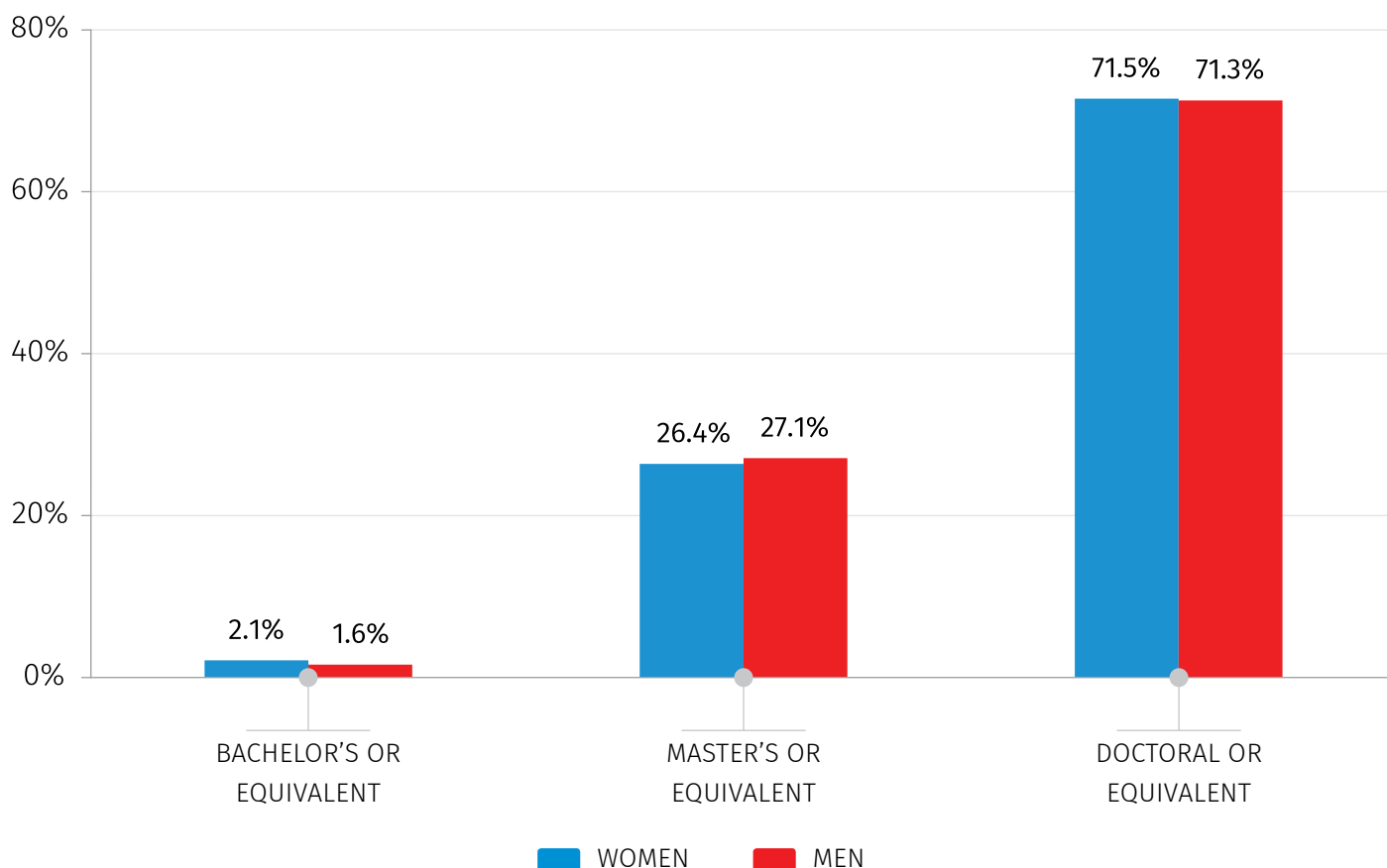
Number of employees in Research and Development equaled 13 732 persons, of which 10 191 were researchers. 52.4 percent of researchers are women and 47.6 percent are men.

71.4 percent of researchers has doctoral or equivalent degree, 26.7 percent - master's or equivalent degree and 1.8 percent - bachelor's or equivalent.

The chart below presents the distribution of researchers by level of education and sex.

CHART №1

### DISTRIBUTION OF RESEARCHERS BY LEVEL OF EDUCATION AND SEX



## NATIONAL STATISTICS OFFICE OF GEORGIA

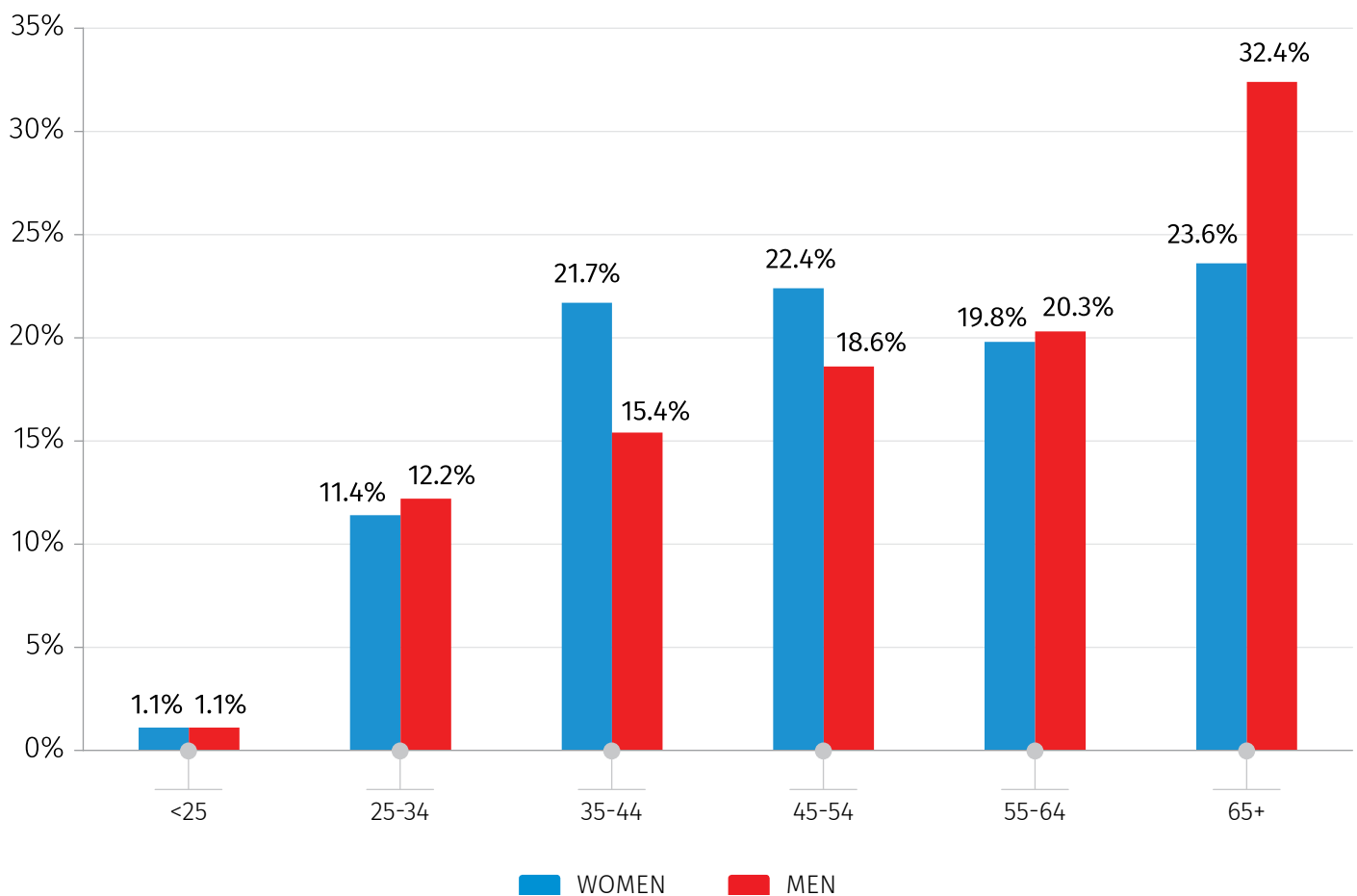
23.10.2020

As for the distribution of researchers by age, the highest rate in both women and men comes on age groups of 65 and older.

The chart below presents the distribution of researchers by age groups and sex.

CHART №2

**DISTRIBUTION OF RESEARCHERS BY AGE AND SEX**



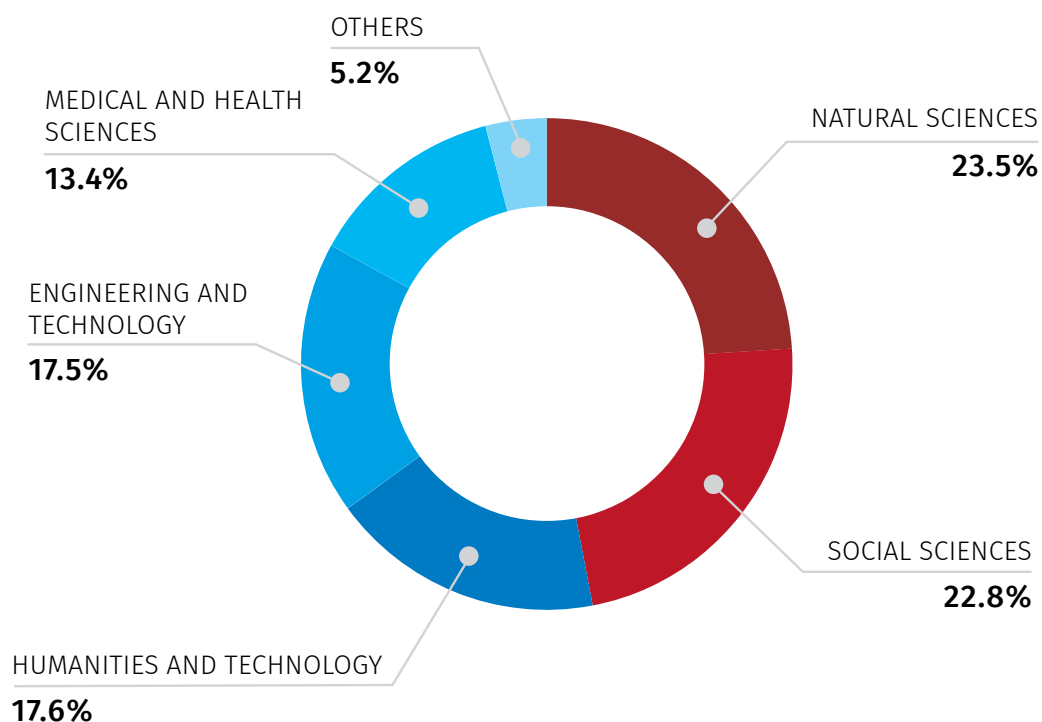
The largest part of researchers work in natural sciences and their total number amounts to 2 398, while the smallest part of researchers work in agricultural and veterinary fields, where about 442 persons are employed.

The chart below presents the distribution of researchers by fields of science.

23.10.2020

CHART №3

## DISTRIBUTION OF RESEARCHERS BY FIELDS OF SCIENCE



### CONTACT PERSONS:

Vasil Tsakadze, Tel.: (+995 32) 236 72 10 (600). E-mail: [vtsakadze@geostat.ge](mailto:vtsakadze@geostat.ge)

Mariam Kavelashvili, Tel.: (+995 32) 236 72 10 (020). E-mail: [mkavelasvili@geostat.ge](mailto:mkavelasvili@geostat.ge)