



National Statistics Office of Georgia

# INFLATION RATE IN GEORGIA 2020 OCTOBER



03.11.2020  
[www.geostat.ge](http://www.geostat.ge)

## NATIONAL STATISTICS OFFICE OF GEORGIA

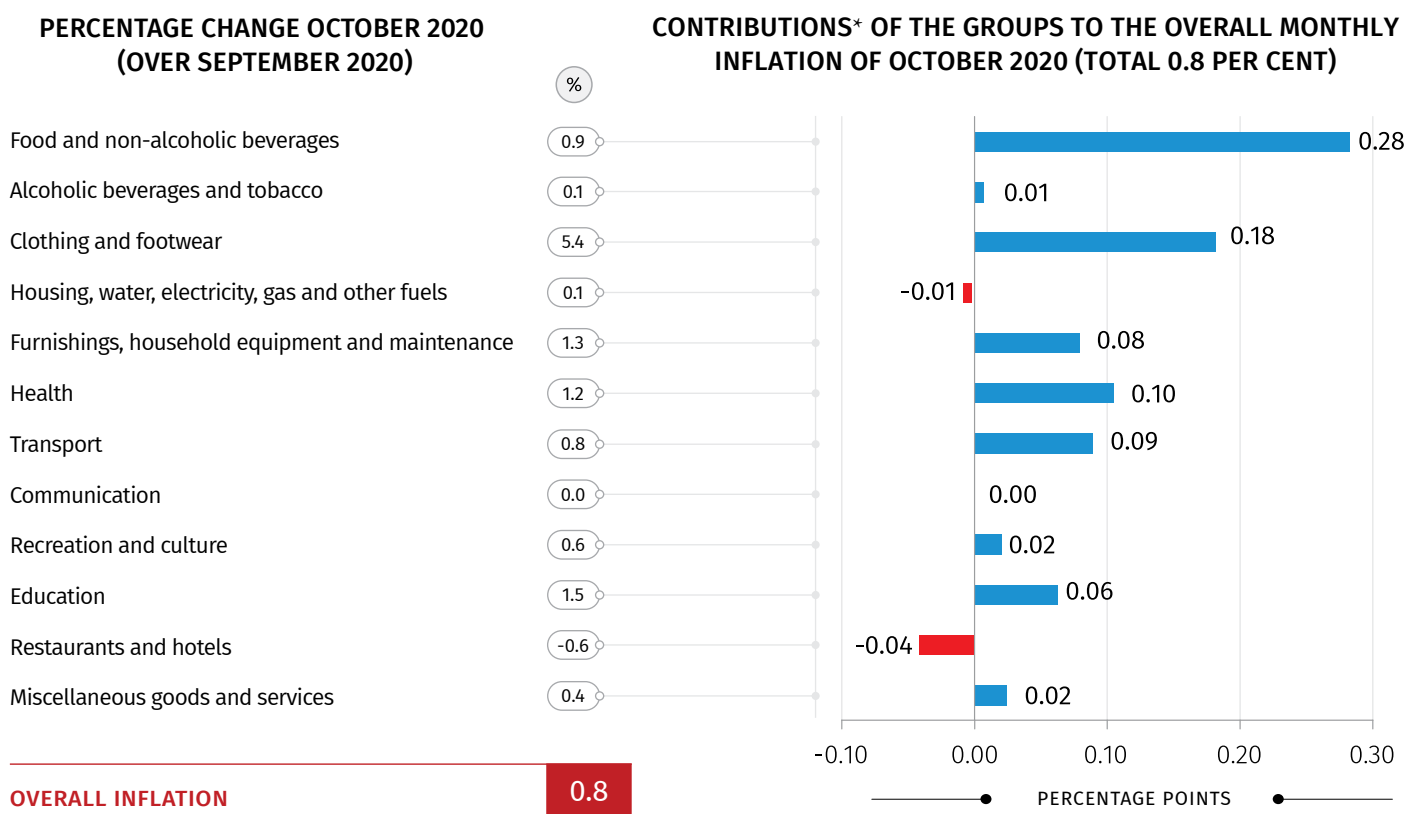
03.11.2020

### INFLATION RATE IN GEORGIA OCTOBER 2020

In October 2020 the Consumer Price Index increased by 0.8 percent compared to the previous month, while the annual inflation rate amounted to 3.8 percent.

With regard to the annual core inflation<sup>1</sup>, the prices increased by 5.4 percent, while the annual core inflation without tobacco<sup>2</sup> amounted to 5.0 percent.

The following table shows percentage changes in prices for the commodity groups of the consumer basket as well as the relevant contributions to the overall monthly inflation rate.



The monthly inflation rate was mainly influenced by price changes for the following groups:

**Food and non-alcoholic beverages:** the prices in the group increased by 0.9 percent, contributing 0.28 percentage points to the overall monthly inflation rate. The prices were higher for the following subgroups: oils and fats (7.2 percent), vegetables (5.3 percent), milk, cheese and eggs (2.7 percent).

<sup>1</sup>Core inflation is calculated by excluding the following groups of goods and services from the consumer basket: food and non-alcoholic beverages, energy, regulated tariffs, transport (specific tariffs).

<sup>2</sup>Core Inflation without tobacco is calculated by excluding the following groups of goods and services from the consumer basket: food and non-alcoholic beverages, tobacco; energy, regulated tariffs, transport (specific tariffs).

## NATIONAL STATISTICS OFFICE OF GEORGIA

03.11.2020

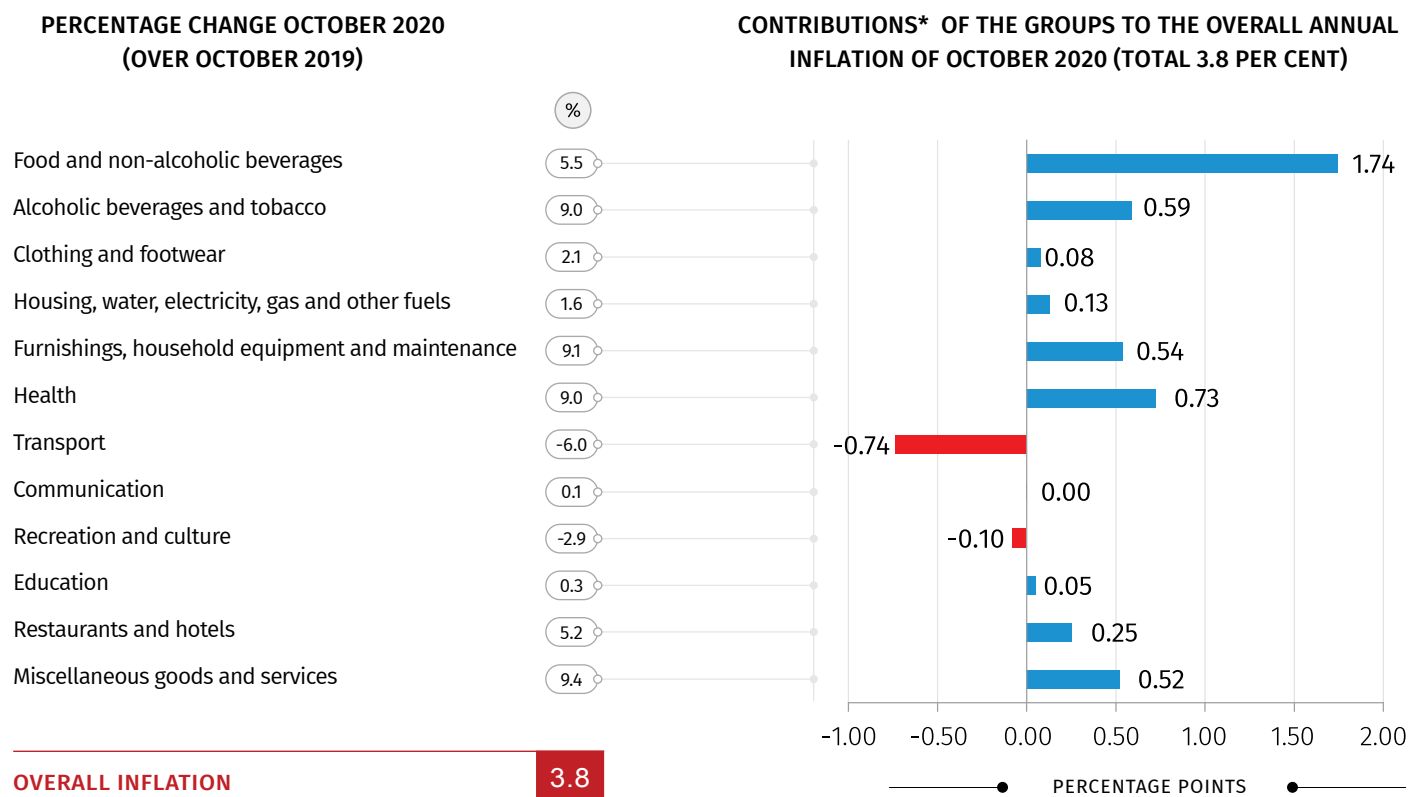
The prices were lower for the subgroup of fruit and grapes (-9.7 percent);

**Clothing and footwear:** the prices increased by 5.4 percent, contributing 0.18 percentage points to the overall monthly inflation rate. The prices went up for both footwear (8.6 percent) and clothing (3.2 percent);

**Health:** the prices went up by 1.2 percent, contributing 0.1 percentage points to the overall monthly inflation rate. The prices increased for medical products, appliances and equipment (2.9 percent);

**Transport:** the prices increased by 0.8 percent, contributing 0.09 percentage points to the overall monthly inflation rate. Within the group the prices increased for operation of personal transport equipment (1.2 percent) and purchase of vehicles (0.3 percent).

The following table shows percentage changes in prices for the commodity groups of the consumer basket, as well as the relevant contributions to the overall annual inflation rate in October 2020.



03.11.2020

The annual inflation rate was mainly influenced by price changes for the following groups:

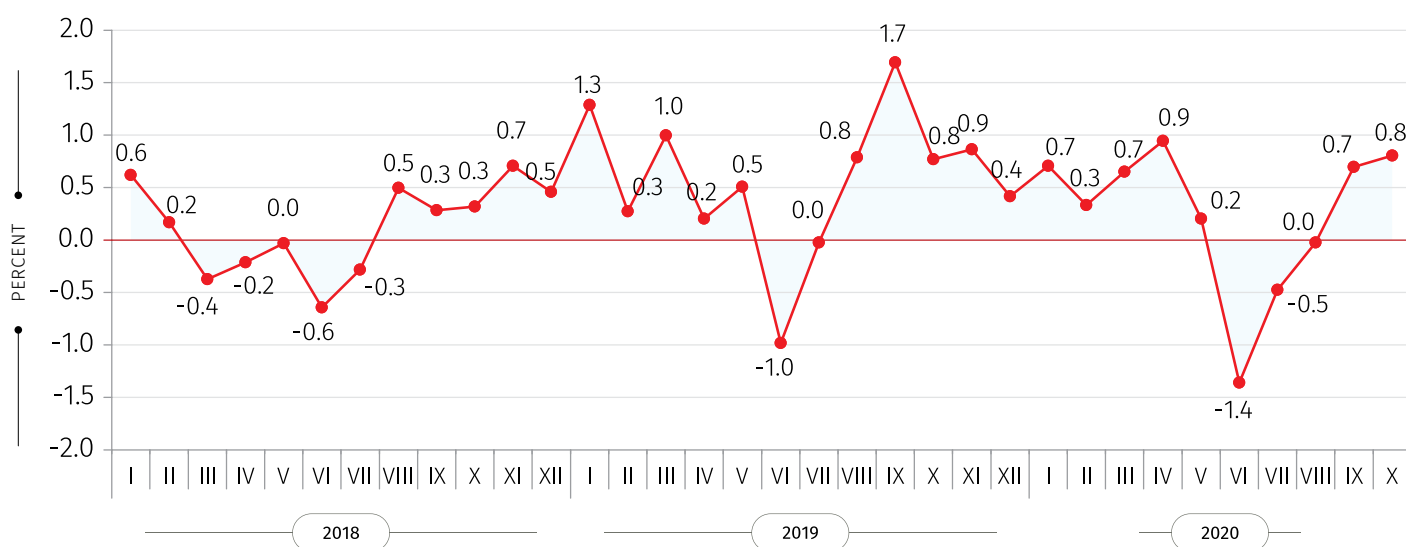
**Food and non-alcoholic beverages:** the prices in the group increased by 5.5 percent, contributing 1.74 percentage points to the overall annual inflation rate. Within the group the prices increased for the following subgroups: oils and fats (17.3 percent), coffee, tea and cocoa (13.6 percent), fish (10.3 percent), bread and cereals (7.8 percent), milk, cheese and eggs (6.0 percent), sugar, jam, honey, chocolate and confectionery (4.5 percent), mineral waters, soft drinks, fruit and vegetable juices (4.2 percent), meat (3.5 percent), vegetables (2.2 percent). In addition, the prices decreased for fruit and grapes (-3.2 percent);

**Health:** the prices went up by 9.0 percent, contributing 0.73 percentage points to the overall annual inflation rate. The prices increased for medical products, appliances and equipment (13.5 percent) and out-patient services (11.8 percent);

**Alcoholic beverages and tobacco:** the prices increased by 9.0 percent, with a relevant contribution of 0.59 percentage points to the overall annual inflation rate. The prices increased for both tobacco (13.5 percent) and alcoholic beverages (5.1 percent);

**Transport:** the prices increased by 6.0 percent, contributing -0.74 percentage points to the overall annual inflation rate. Within the group the prices increased for operation of personal transport equipment (-8.0 percent) and transport services (-4.2 percent). The prices were higher for the subgroup of purchase of vehicles (5.1 percent);

## MONTHLY INFLATION



## NATIONAL STATISTICS OFFICE OF GEORGIA

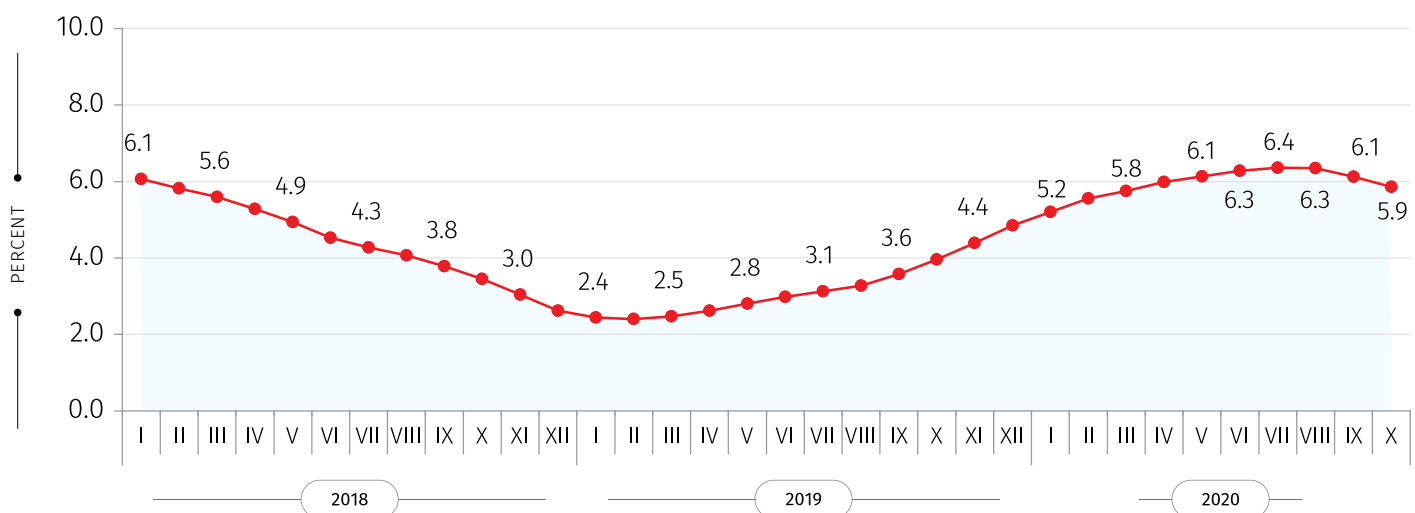
03.11.2020

### ANNUAL INFLATION RATE IN GEORGIA (YEAR-ON-YEAR CHANGE)



### AVERAGE INFLATION RATE

(12 MONTH AVERAGE OVER THE PREVIOUS 12 MONTH AVERAGE, PERCENTAGE CHANGE)



#### CONTACT PERSON:

Giorgi Tetrauli

Tel: (+995 32) 236 72 10 (400)

E-mail: [gtetrauli@geostat.ge](mailto:gtetrauli@geostat.ge)