



National Statistics Office of Georgia

EXTERNAL MERCHANDISE TRADE OF GEORGIA

2020

••••• JANUARY-OCTOBER •••••

(EXPRESS DATA)

13.11.2020

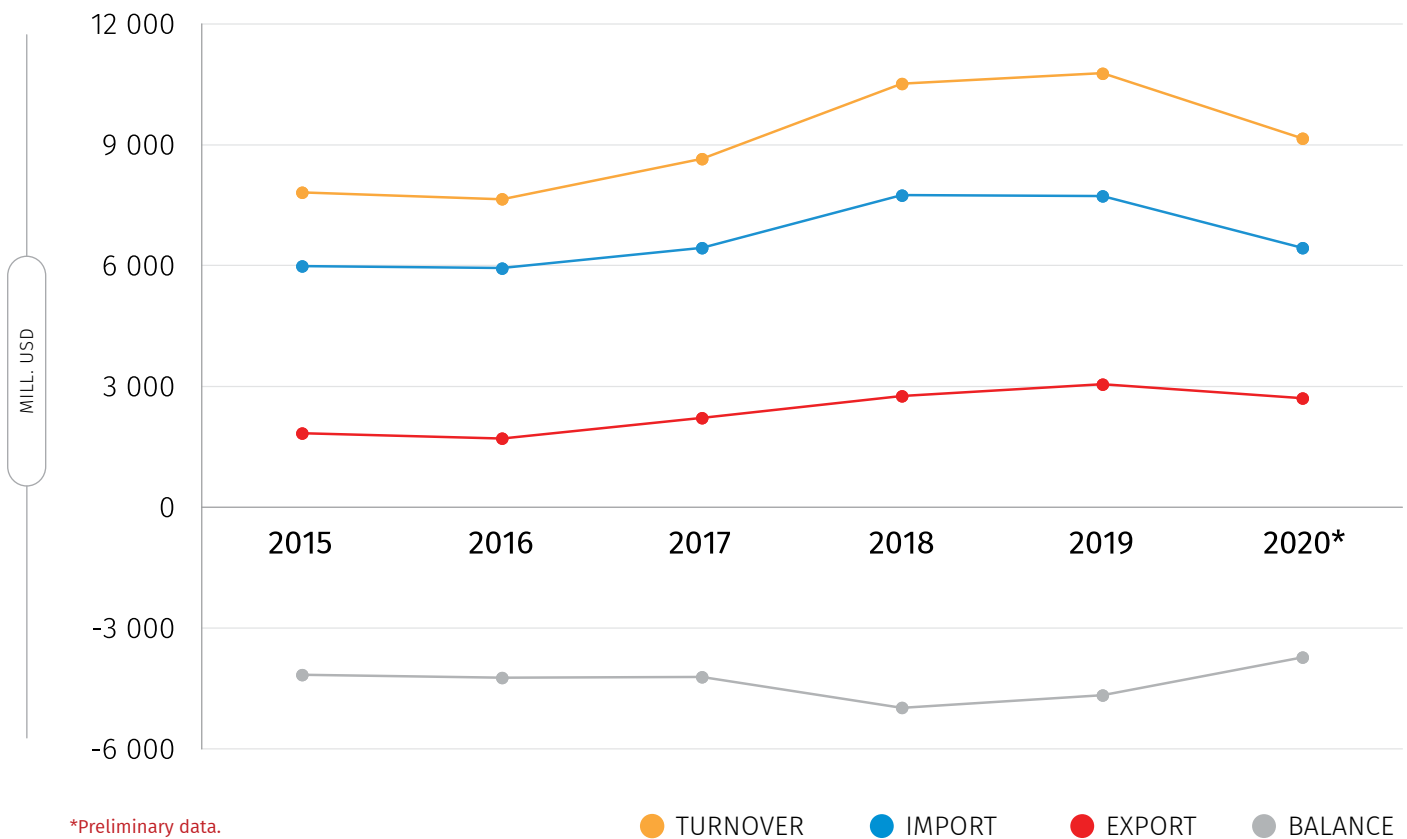
NATIONAL STATISTICS OFFICE OF GEORGIA

13.11.2020

EXTERNAL MERCHANDISE TRADE OF GEORGIA IN JANUARY-OCTOBER 2020 (EXPRESS RELEASE)

External Merchandise Trade (excluding non-declared trade) of Georgia amounted to USD 9 159.5 million in January-October 2020, 15.0 percent lower year-on-year. The value of export decreased by 11.1 percent reaching USD 2 715.3 million, while the import decreased by 16.6 percent and amounted to USD 6 444.2 million. The trade deficit equaled USD 3 728.9 million and its share in trade turnover constituted 40.7 percent.

EXTERNAL MERCHANDISE TRADE TENDENCIES OF GEORGIA IN JANUARY-OCTOBER 2015-2020



The table below shows dynamics of the external merchandise trade statistics indicators in 2015-2020.

NATIONAL STATISTICS OFFICE OF GEORGIA

13.11.2020

EXTERNAL MERCHANDISE TRADE OF GEORGIA IN 2015-2020 (MILLION US DOLLARS)

YEAR	MONTH	EXPORTS	IMPORTS	TURNOVER	BALANCE
2015	YEAR	2 204.2	7 304.2	9 508.4	-5 100.0
	January	155.1	538.9	694.0	-383.8
	February	167.2	579.9	747.1	-412.6
	March	179.1	677.7	856.7	-498.6
	April	186.6	552.1	738.6	-365.5
	May	194.6	566.6	761.2	-372.0
	June	198.6	607.5	806.1	-408.9
	July	187.0	582.0	769.0	-395.0
	August	190.4	624.3	814.7	-433.9
	September	186.1	644.9	830.9	-458.8
	October	187.6	616.1	803.7	-428.5
	November	187.4	577.4	764.8	-390.1
	December	184.6	736.9	921.5	-552.2
2016	YEAR	2 117.1	7 341.9	9 459.0	-5 224.7
	January	122.3	414.3	536.7	-292.0
	February	158.6	527.2	685.8	-368.6
	March	162.2	555.3	717.6	-393.1
	April	166.0	560.9	726.8	-394.9
	May	172.7	614.6	787.3	-442.0
	June	168.4	647.5	815.9	-479.1
	July	174.0	605.0	779.0	-431.0
	August	188.4	697.1	885.5	-508.7
	September	202.8	653.3	856.1	-450.5
	October	190.6	665.8	856.4	-475.2
	November	219.4	652.4	871.8	-433.0
	December	191.6	748.5	940.1	-556.9
2017	YEAR	2 745.7	8 056.6	10 802.4	-5 310.9
	January	177.2	500.0	677.3	-322.8
	February	180.2	595.2	775.4	-415.0
	March	221.7	624.6	846.3	-402.8
	April	212.2	601.2	813.5	-389.0
	May	216.0	646.1	862.1	-430.0
	June	236.3	653.4	889.7	-417.2
	July	213.5	653.7	867.2	-440.3
	August	237.3	715.2	952.5	-478.0
	September	258.8	699.5	958.2	-440.7
	October	264.6	748.8	1 013.4	-484.1
	November	237.9	769.2	1 007.1	-531.3
	December	290.0	849.7	1 139.7	-559.7

NATIONAL STATISTICS OFFICE OF GEORGIA

13.11.2020


YEAR	MONTH	EXPORTS	IMPORTS	TURNOVER	BALANCE
2018	YEAR	3 379.7	9 361.6	12 741.3	-5 981.8
	January	222.8	608.8	831.5	-386.0
	February	224.1	651.5	875.6	-427.4
	March	292.9	867.2	1 160.1	-574.3
	April	230.1	755.7	985.8	-525.6
	May	325.1	830.8	1 155.9	-505.7
	June	309.9	799.1	1 109.0	-489.2
	July	280.5	816.0	1 096.5	-535.6
	August	277.9	789.3	1 067.2	-511.4
	September	302.6	739.0	1 041.6	-436.4
	October	304.6	894.4	1 198.9	-589.8
	November	277.6	768.0	1 045.6	-490.4
	December	331.6	841.8	1 173.5	-510.2
2019	YEAR	3 798.4	9 516.9	13 315.4	-5 718.5
	January	236.5	620.6	857.1	-384.0
	February	265.0	670.9	935.9	-406.0
	March	325.9	786.7	1 112.6	-460.9
	April	311.0	778.9	1 089.9	-467.9
	May	340.7	793.8	1 134.5	-453.0
	June	310.4	738.6	1 048.9	-428.2
	July	324.0	812.0	1 136.0	-488.0
	August	316.1	797.1	1 113.2	-481.0
	September	305.8	803.6	1 109.4	-497.8
	October	319.6	923.4	1 243.0	-603.8
	November	347.6	818.3	1 165.9	-470.8
	December	396.0	973.0	1 369.0	-577.1
2020*	YEAR	2 715.3	6 444.2	9 159.5	-3 728.9
	January	267.9	645.0	912.9	-377.1
	February	262.6	704.1	966.7	-441.4
	March	249.5	651.6	901.1	-402.2
	April	222.3	478.3	700.6	-255.9
	May	234.2	528.3	762.4	-294.1
	June	267.8	608.3	876.1	-340.5
	July	274.6	725.8	1 000.4	-451.2
	August	292.4	664.4	956.9	-372.0
	September	331.3	732.3	1 063.6	-401.0
	October	312.6	706.1	1 018.7	-393.5

*Preliminary data.

NATIONAL STATISTICS OFFICE OF GEORGIA


13.11.2020

Detailed data on external merchandise trade of Georgia will be published on 19 November, 2020.

SOURCES:  LEPL Revenue Service of Ministry of Finance of Georgia;

 Georgian State Electrosystem, JSC;

 Georgian Gas Transportation Company, LTD;

 Electricity System Commercial Operator, JSC.

NOTICE: The discrepancy between the totals and the sum in some cases can be explained by using rounded data.

CONTACT PERSONS:

Maka Kalandarishvili, Tel.: (+995 32) 236 72 10 (300)

E-mail: mkalandarishvili@geostat.ge

Mariam Kavelashvili, Tel.: (+995 32) 236 72 10 (020)

E-mail: mkavelashvili@geostat.ge