

NATIONAL STATISTICS OFFICE OF GEORGIA

20.01.2021

ANNEX №1

GEORGIAN EXTERNAL TRADE BY COUNTRIES IN 2020* (THSD. US DOLLARS)

	EXPORTS (FOB)	IMPORTS (CIF)	BALANCE
EXTERNAL TRADE – TOTAL	3 342 142.2	8 005 568.7	-4 663 426.5
Of which:			
EU COUNTRIES	716 973.4	1 920 566.2	-1 203 592.9
Austria	1 452.3	58 175.4	-56 723.1
Belgium	18 431.8	80 593.7	-62 161.9
Bulgaria	312 376.8	110 367.5	202 009.3
Croatia	504.6	5 933.3	-5 428.7
Cyprus	470.3	5 474.9	-5 004.6
Czech Republic	9 408.2	74 475.9	-65 067.7
Denmark	937.1	13 770.7	-12 833.6
Estonia	5 564.6	5 264.2	300.4
Finland	642.7	18 233.9	-17 591.2
France	32 951.5	152 702.6	-119 751.1
Germany	61 759.9	405 100.5	-343 340.5
Greece	5 865.8	41 426.3	-35 560.5
Hungary	1 405.8	47 216.2	-45 810.4
Ireland	2 020.6	10 877.7	-8 857.1
Italy	34 648.9	181 363.0	-146 714.1
Latvia	9 486.2	24 576.8	-15 090.6
Lithuania (Lietuva)	35 689.1	34 371.4	1 317.7
Luxembourg	244.0	3 862.9	-3 618.8
Malta	344.2	5 022.1	-4 677.8
Netherlands	24 058.6	156 792.4	-132 733.8
Poland	28 447.5	133 187.0	-104 739.5
Portugal	244.3	13 041.0	-12 796.6
Romania	20 439.7	119 624.8	-99 185.1
Slovakia	1 206.8	11 865.1	-10 658.3
Slovenia	4 137.8	25 767.4	-21 629.5
Spain	83 751.7	88 862.7	-5 111.0
Sweden	615.6	16 230.9	-15 615.3
United Kingdom	19 866.8	76 386.1	-56 519.3
CIS COUNTRIES	1 509 074.9	2 391 819.1	-882 744.2
Armenia	187 552.1	422 418.9	-234 866.8
Azerbaijan	441 289.4	493 183.2	-51 893.8
Belarus	47 299.7	50 136.9	-2 837.2
Kazakhstan	47 658.9	34 550.0	13 109.0

NATIONAL STATISTICS OFFICE OF GEORGIA

20.01.2021

	EXPORTS (FOB)	IMPORTS (CIF)	BALANCE
Kyrgyzstan	18 212.5	2 249.3	15 963.2
Moldova	11 438.3	14 424.2	-2 985.9
Russia	441 075.6	887 167.5	-446 091.9
Tajikistan	10 887.4	82.7	10 804.7
Turkmenistan	13 173.5	73 783.6	-60 610.2
Ukraine	217 396.5	389 832.0	-172 435.5
Uzbekistan	73 090.9	23 990.8	49 100.1
OTHER COUNTRIES	1 116 093.8	3 693 183.3	-2 577 089.5
Afghanistan	139.1	644.6	-505.6
Albania	87.8	184.9	-97.1
Algeria	906.0	135.8	770.2
Andorra	-	2.5	-2.5
Argentina	-	5 454.3	-5 454.3
Australia	6 464.1	13 558.9	-7 094.8
Bahrain	51.5	-	51.5
Bangladesh	30.6	2 254.6	-2 224.0
Belize	364.5	409.1	-44.6
Benin	57.7	-	57.7
Bosnia and Herzegovina	137.3	367.1	-229.9
Brazil	1 176.9	162 717.3	-161 540.5
Burkina Faso	687.6	-	687.6
Burundi	73.6	6.2	67.4
Cambodia	19.7	-	19.7
Cameroon	1 926.3	151.8	1 774.5
Canada	6 652.7	19 981.3	-13 328.6
Chad	12 031.6	284.5	11 747.2
Chile	3 423.0	77 310.5	-73 887.6
China	476 269.9	708 747.1	-232 477.2
Colombia	3 963.4	89.3	3 874.1
Costa Rica	24.3	190.8	-166.6
Cuba	915.5	197.4	718.1
Dominican Republic	18.7	3.4	15.3
Ecuador	24.8	16 408.0	-16 383.2
Egypt	119.0	5 964.8	-5 845.7
EL Salvador	16.6	-	16.6
Faroe Islands	-	141.6	-141.6
French Polynesia	-	29.5	-29.5
Gabon	-	2 211.9	-2 211.9
Ghana	612.2	14.7	597.5
Gibraltar	-	3.2	-3.2

NATIONAL STATISTICS OFFICE OF GEORGIA

20.01.2021

	EXPORTS (FOB)	IMPORTS (CIF)	BALANCE
Guatemala	-	35.9	-35.9
Guernsey	2.7	-	2.7
Hong Kong SAR of China	4 422.7	63 495.1	-59 072.4
Iceland	-	5 518.2	-5 518.2
India	2 758.9	45 708.6	-42 949.7
Indonesia	739.4	9 387.5	-8 648.1
Iran	29 082.8	45 239.0	-16 156.2
Iraq	18 144.6	8 979.1	9 165.6
Israel	21 388.0	11 689.6	9 698.4
Jamaica	-	8.6	-8.6
Japan	16 752.5	158 570.9	-141 818.5
Jordan	1 183.6	337.2	846.4
Kenya	757.1	298.6	458.5
Korea Republic of	6 259.2	57 995.4	-51 736.2
Kuwait	2 085.7	19.4	2 066.3
Lebanon	204.7	388.5	-183.8
Liberia	108.0	-	108.0
Libya	341.9	33.0	308.9
Liechtenstein	-	221.9	-221.9
Macau	5.6	-	5.6
Macedonia (FYR)	194.9	1 057.9	-863.0
Madagascar	-	1.0	-1.0
Malawi	2.1	347.1	-345.0
Malaysia	437.4	11 310.9	-10 873.6
Maldives	14.0	-	14.0
Mauritius	5.5	24.7	-19.2
Mexico	779.2	2 522.2	-1 743.0
Monaco	-	2.2	-2.2
Mongolia	1 313.5	-	1 313.5
Montenegro	306.6	-	306.6
Morocco	3 491.9	1 053.8	2 438.1
Myanmar	116.6	-	116.6
Nepal	21.0	11.1	9.9
New Zealand	30.9	2 342.7	-2 311.7
Niger	20.5	0.2	20.3
Nigeria	223.2	3.3	219.9
Norway	144.2	6 603.2	-6 459.0
Oman	601.2	469.9	131.2
Pakistan	165.2	3 827.3	-3 662.2





NATIONAL STATISTICS OFFICE OF GEORGIA

20.01.2021

	EXPORTS (FOB)	IMPORTS (CIF)	BALANCE
Panama	673.6	20.8	652.8
Paraguay	-	5 149.4	-5 149.4
Peru	15 746.1	36 870.2	-21 124.1
Philippines	192.4	392.0	-199.6
Puerto Rico	29.2	-	29.2
Qatar	1 078.7	2 660.7	-1 581.9
Rwanda	57.7	-	57.7
San Marino	-	377.2	-377.2
Saudi Arabia	19 213.8	1 413.7	17 800.1
Senegal	90.4	-	90.4
Serbia	50.2	6 340.0	-6 289.8
Seychelles	-	407.6	-407.6
Singapore	19 557.8	13 814.3	5 743.5
Somalia	58.3	-	58.3
South Africa	626.8	8 461.3	-7 834.5
Sri Lanka	7.4	3 005.3	-2 997.9
State of Palestine	190.9	-	190.9
Sudan	162.2	12.9	149.4
Suriname	423.3	-	423.3
Switzerland	106 812.8	61 880.0	44 932.8
Syrian	569.8	311.9	257.8
Taiwan Province of China	3 622.9	10 883.0	-7 260.2
Tanzania	8 679.6	-	8 679.6
Thailand	432.1	16 439.0	-16 006.9
Tunisia	3 465.6	85.0	3 380.5
Turkey	190 569.6	1 406 975.4	-1 216 405.7
Uganda	4.6	42.1	-37.5
United Arab Emirates	30 692.4	108 820.1	-78 127.7
United States	80 030.0	540 914.8	-460 884.7
Uruguay	622.1	3 570.9	-2 948.8
Viet Nam	4 060.0	9 003.6	-4 943.5
Virgin Islands British	-	362.8	-362.8
Yemen	73.9	-	73.9

*Preliminary data.

20.01.2021

- Sources:**
-  LEPL Revenue Service of Ministry of Finance of Georgia;
 -  Georgian State Electrosystem JSC;
 -  Electrosystem Commercial Operator JSC;
 -  Georgian Gas Transportation Company LTD.

Explanation of symbols:

- Not applicable;
- 0.0 Negligible magnitude;
- * Data are preliminary and subject to revisions;
- ... Data are confidential

Notice:

1. The discrepancy between the totals and the sum in some cases can be explained by using rounded data;
2. Information does not cover the data of Simplified Customs Declarations (Form #4);
3. Information does not cover non-organized trade also occupied territories of Abkhazian Autonomous Republic and Tskhinvali region;
4. According to the international methodology there are some difference in coverage of trade flows between external merchandise trade statistics and customs statistics. Diplomatic temporary transit and analogous goods are excluded from the database of external merchandise trade statistics.

**THE PRELIMINARY DATA WILL BE REVISED ACCORDING TO THE GEOSTAT'S REVISION POLICY
(BASED ON THE REGULAR REVISION PRINCIPLE) AS A RESULT OF ADJUSTING
DATA BY RESPONDENTS/ADMINISTRATIVE SOURCES.**

CONTACT PERSONS:

Maka Kalandarishvili Tel.: (+995 32) 236 72 10 (300)

E-mail: mkalandarishvili@geostat.ge

Mariam Kavelashvili Tel.: (+995 32) 236 72 10 (020)

E-mail: mkavelashvili@geostat.ge