



National Statistics Office of Georgia

INDICATORS OF SOCIAL PROTECTION 2020

12.02.2021

www.geostat.ge



12.02.2021

INDICATORS OF SOCIAL PROTECTION

(2020)

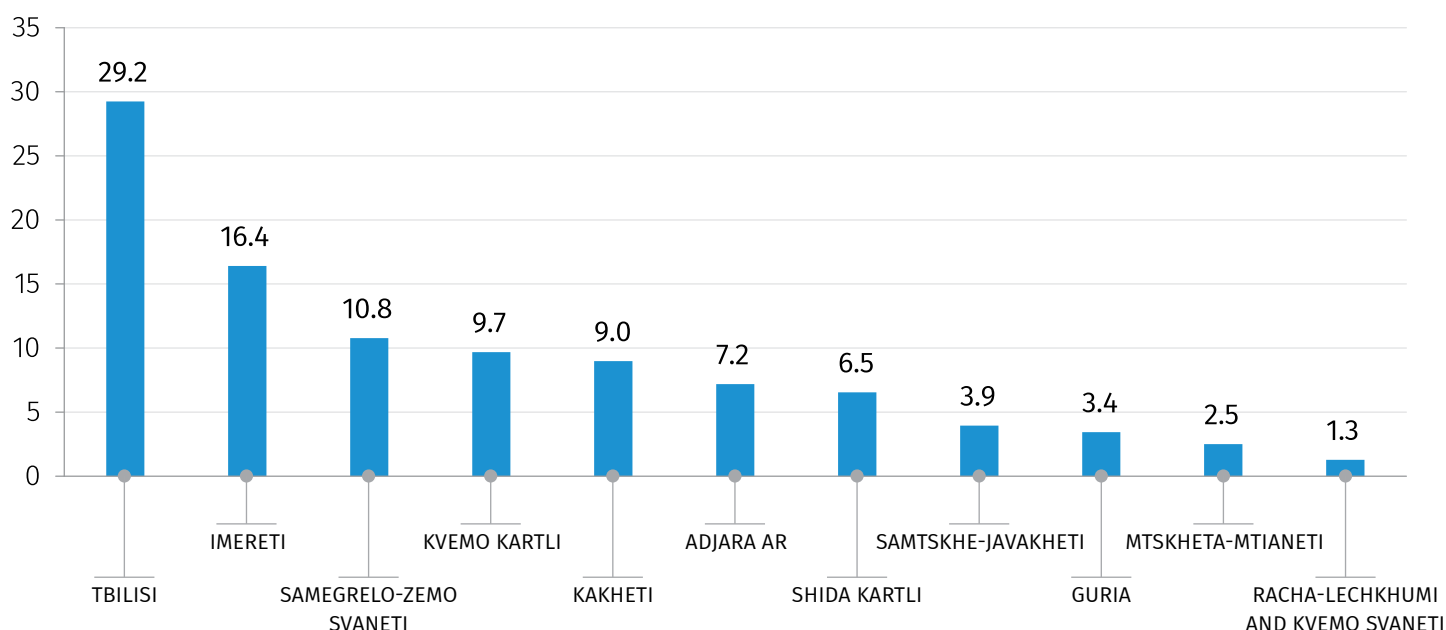
In 2020, the number of persons receiving pension and social package was 958 317 in Georgia. 783 705 were persons receiving old age pensions, out of which 71.0 percent were women and 29.0 percent were men. Considering regional distribution, 29.2 percent of persons receiving pension are from Tbilisi, 16.4 percent from Imereti, 10.8 percent from Samegrelo-Zemo Svaneti, 9.7 percent from Kvemo Kartli, 9.0 percent from Kakheti, 7.2 percent from Adjara, 6.5 percent from Samtskhe-Javakheti, 3.9 percent from Guria, 3.4 percent from Mtskheta-Mtianeti, 2.5 percent from Racha-Lechkhumi and Kvemo Svaneti, and 1.3 percent from Abkhazeti.

The chart below presents the distribution of persons receiving pension by regions in 2020.

CHART №1

DISTRIBUTION OF PERSONS RECEIVING PENSION BY REGIONS

(%)



NATIONAL STATISTICS OFFICE OF GEORGIA

12.02.2021

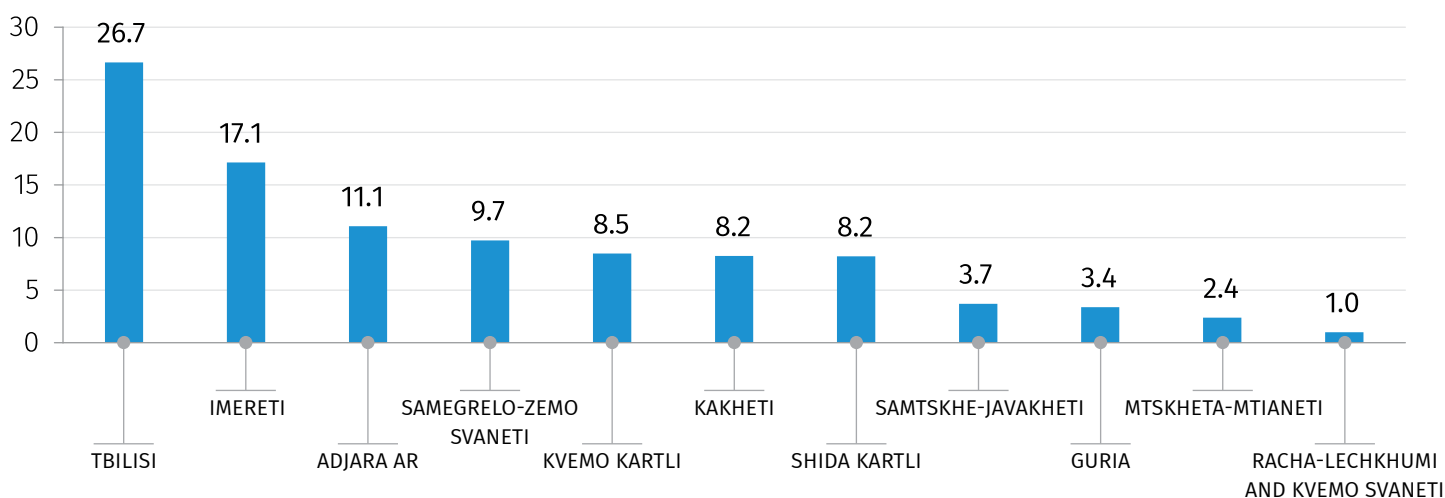
The total number of persons receiving social package made up 174 612, out of which 35.0 percent are women and 65.0 percent – men. Among the persons receiving social package 72.5 percent are persons with disabilities, 12.6 percent are survivor's persons, 8.6 percent are war participants, 5.7 percent - state compensation receivers, and 0.3 percent - others.

Considering regional distribution, 26.7 percent of persons receiving social package are from Tbilisi, 17.1 percent from Imereti, 11.1 percent from Adjara AR, 9.7 percent - Samegrelo-Zemo Svaneti and 35.4 percent from other regions.

The chart below presents the distribution of the persons receiving social package by regions in 2020.

CHART №2

DISTRIBUTION OF PERSONS RECEIVING SOCIAL PACKAGE BY REGIONS
(%)



NATIONAL STATISTICS OFFICE OF GEORGIA

12.02.2021

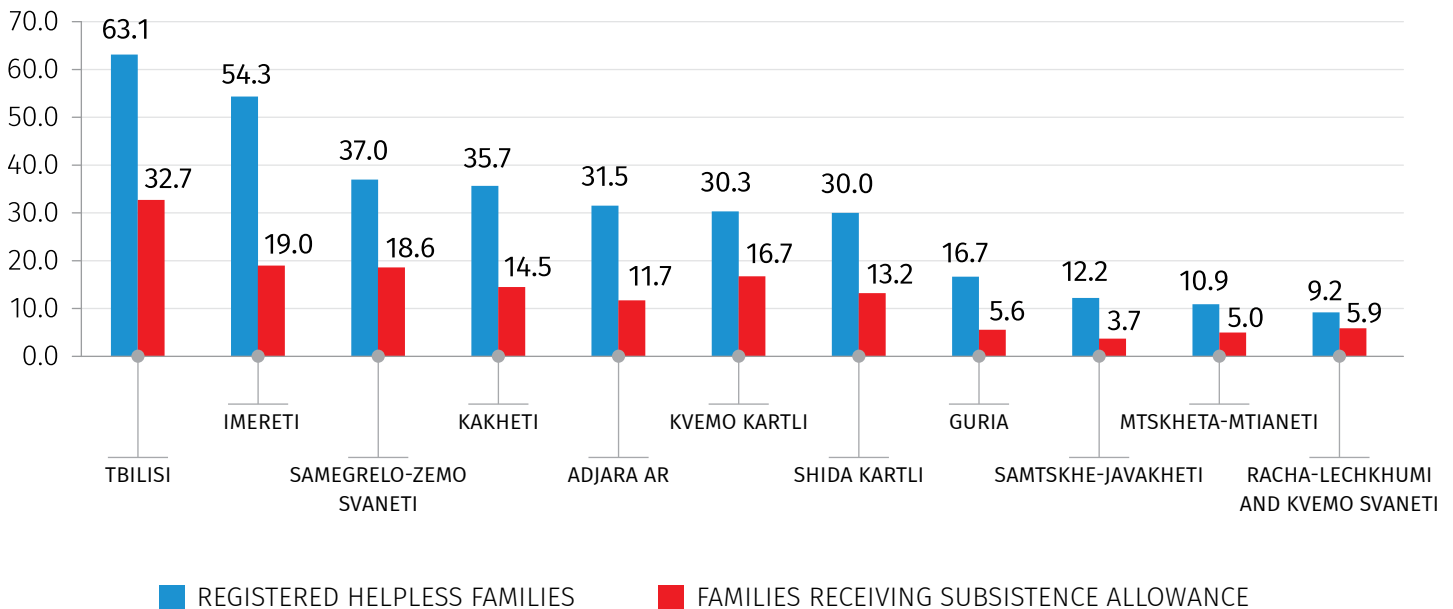
In 2020, the number of families registered in the database of social programs amounted to 330 943 while the number of families receiving subsistence allowance - 146 619.

The highest number of registered families was registered in Tbilisi - amounted to 63.1 thousands, while the number of household allowance recipients was 32.7 thousands.

The chart below presents the number of registered families and the families receiving subsistence allowance in 2020.

CHART №3

NUMBER OF FAMILIES REGISTERED AND RECEIVING SUBSISTENCE ALLOWANCE
(THSD)



Source: Ministry of Internally Displaced Persons from the Occupied Territories, Labour, Health and Social Affairs of Georgia

CONTACT PERSONS:

Vasil Tsakadze, Tel.: (+995 32) 236 72 10 (600). E-mail: vtsakadze@geostat.ge

Mariam Kavelashvili, Tel.: (+995 32) 236 72 10 (020). E-mail: mkavelashvili@geostat.ge