



National Statistics Office of Georgia

## EXTERNAL MERCHANDISE TRADE OF GEORGIA

# 2021

.....  
JANUARY-APRIL

(EXPRESS DATA)

13.05.2021

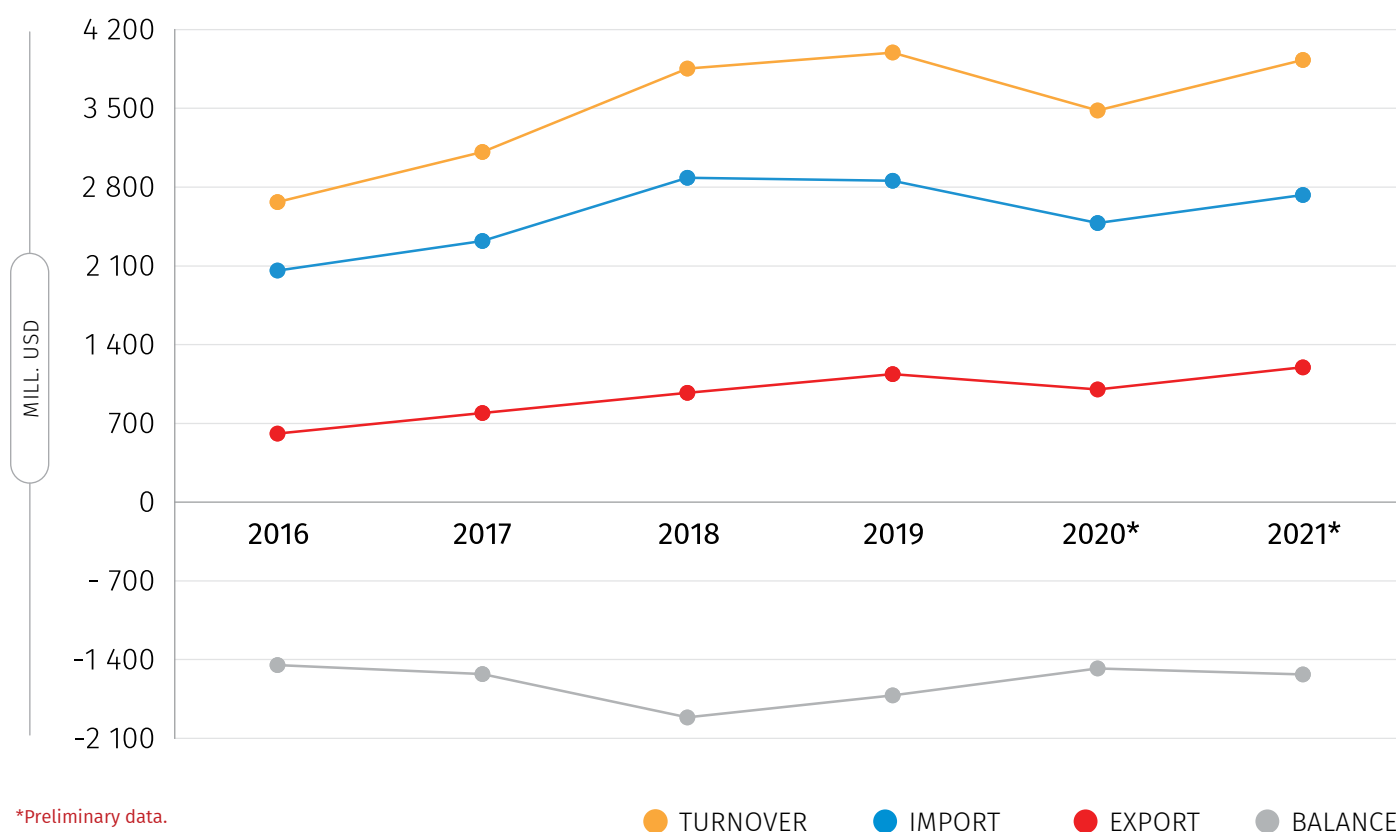
## NATIONAL STATISTICS OFFICE OF GEORGIA

13.05.2021

### EXTERNAL MERCHANDISE TRADE OF GEORGIA IN JANUARY-APRIL 2021 (EXPRESS RELEASE)

External Merchandise Trade (excluding non-declared trade) of Georgia amounted to USD 3 929.0 million in January-April 2021, 12.8 percent higher year-on-year. The value of export increased by 19.6 percent reaching USD 1 199.0 million, while the import increased by 10.1 percent and amounted to USD 2 730.0 million. The trade deficit equaled USD 1 531.0 million and its share in trade turnover constituted 39.0 percent.

### EXTERNAL MERCHANDISE TRADE TENDENCIES OF GEORGIA IN JANUARY-APRIL 2016-2021



The table below shows dynamics of the external merchandise trade statistics indicators in 2016-2021.

## NATIONAL STATISTICS OFFICE OF GEORGIA

13.05.2021

### EXTERNAL MERCHANDISE TRADE OF GEORGIA IN 2016-2021 (MILLION US DOLLARS)

YEAR	MONTH	EXPORTS	IMPORTS	TURNOVER	BALANCE
2016	<b>YEAR</b>	<b>2 117.1</b>	<b>7 341.9</b>	<b>9 459.0</b>	<b>-5 224.7</b>
	January	122.3	414.3	536.7	-292.0
	February	158.6	527.2	685.8	-368.6
	March	162.2	555.3	717.6	-393.1
	April	166.0	560.9	726.8	-394.9
	May	172.7	614.6	787.3	-442.0
	June	168.4	647.5	815.9	-479.1
	July	174.0	605.0	779.0	-431.0
	August	188.4	697.1	885.5	-508.7
	September	202.8	653.3	856.1	-450.5
	October	190.6	665.8	856.4	-475.2
	November	219.4	652.4	871.8	-433.0
	December	191.6	748.5	940.1	-556.9
2017	<b>YEAR</b>	<b>2 745.7</b>	<b>8 056.6</b>	<b>10 802.4</b>	<b>-5 310.9</b>
	January	177.2	500.0	677.3	-322.8
	February	180.2	595.2	775.4	-415.0
	March	221.7	624.6	846.3	-402.8
	April	212.2	601.2	813.5	-389.0
	May	216.0	646.1	862.1	-430.0
	June	236.3	653.4	889.7	-417.2
	July	213.5	653.7	867.2	-440.3
	August	237.3	715.2	952.5	-478.0
	September	258.8	699.5	958.2	-440.7
	October	264.6	748.8	1 013.4	-484.1
	November	237.9	769.2	1 007.1	-531.3
	December	290.0	849.7	1 139.7	-559.7
2018	<b>YEAR</b>	<b>3 379.7</b>	<b>9 361.6</b>	<b>12 741.3</b>	<b>-5 981.8</b>
	January	222.8	608.8	831.5	-386.0
	February	224.1	651.5	875.6	-427.4
	March	292.9	867.2	1 160.1	-574.3
	April	230.1	755.7	985.8	-525.6
	May	325.1	830.8	1 155.9	-505.7
	June	309.9	799.1	1 109.0	-489.2
	July	280.5	816.0	1 096.5	-535.6
	August	277.9	789.3	1 067.2	-511.4
	September	302.6	739.0	1 041.6	-436.4
	October	304.6	894.4	1 198.9	-589.8
	November	277.6	768.0	1 045.6	-490.4
	December	331.6	841.8	1 173.5	-510.2

## NATIONAL STATISTICS OFFICE OF GEORGIA

13.05.2021

YEAR	MONTH	EXPORTS	IMPORTS	TURNOVER	BALANCE
2019	<b>YEAR</b>	<b>3 798.4</b>	<b>9 516.9</b>	<b>13 315.4</b>	<b>-5 718.5</b>
	January	236.5	620.6	857.1	-384.0
	February	265.0	670.9	935.9	-406.0
	March	325.9	786.7	1 112.6	-460.9
	April	311.0	778.9	1 089.9	-467.9
	May	340.7	793.8	1 134.5	-453.0
	June	310.4	738.6	1 048.9	-428.2
	July	324.0	812.0	1 136.0	-488.0
	August	316.1	797.1	1 113.2	-481.0
	September	305.8	803.6	1 109.4	-497.8
	October	319.6	923.4	1 243.0	-603.8
	November	347.6	818.3	1 165.9	-470.8
	December	396.0	973.0	1 369.0	-577.1
2020*	<b>YEAR</b>	<b>3 342.1</b>	<b>8 031.5</b>	<b>11 373.6</b>	<b>-4 689.4</b>
	January	267.9	645.0	912.9	-377.1
	February	262.6	704.1	966.7	-441.5
	March	249.5	652.0	901.5	-402.5
	April	222.3	478.6	700.9	-256.3
	May	234.2	529.3	763.4	-295.1
	June	267.8	608.5	876.3	-340.7
	July	274.6	727.3	1 001.9	-452.8
	August	292.4	664.7	957.1	-372.2
	September	331.3	749.8	1 081.1	-418.5
	October	312.6	729.3	1 041.9	-416.7
	November	301.1	721.1	1 022.2	-419.9
	December	325.7	821.9	1 147.6	-496.2
2021*	<b>YEAR</b>	<b>1 199.0</b>	<b>2 730.0</b>	<b>3 929.0</b>	<b>-1 531.0</b>
	January	224.4	561.9	786.3	-337.5
	February	270.3	646.4	916.6	-376.1
	March	325.9	772.7	1 098.6	-446.8
	April	378.3	749.1	1 127.4	-370.7


\*Preliminary data.


## NATIONAL STATISTICS OFFICE OF GEORGIA

---


13.05.2021

Detailed data on external merchandise trade of Georgia will be published on 19 May, 2021.

**SOURCES:**  LEPL Revenue Service of Ministry of Finance of Georgia;

 Georgian State Electrosystem, JSC;

 Georgian Gas Transportation Company, LTD;

 Electricity System Commercial Operator, JSC.

**NOTICE:** The discrepancy between the totals and the sum in some cases can be explained by using rounded data.

**CONTACT PERSONS:**

Maka Kalandarishvili, Tel.: (+995 32) 236 72 10 (300)

E-mail: [mkalandarishvili@geostat.ge](mailto:mkalandarishvili@geostat.ge)

Mariam Kavelashvili, Tel.: (+995 32) 236 72 10 (020)

E-mail: [mkavelashvili@geostat.ge](mailto:mkavelashvili@geostat.ge)