



National Statistics Office of Georgia

INFLATION RATE IN GEORGIA

**2021**

MAY



03.06.2021

[www.geostat.ge](http://www.geostat.ge)

# NATIONAL STATISTICS OFFICE OF GEORGIA

03.06.2021

## INFLATION RATE IN GEORGIA

MAY 2021

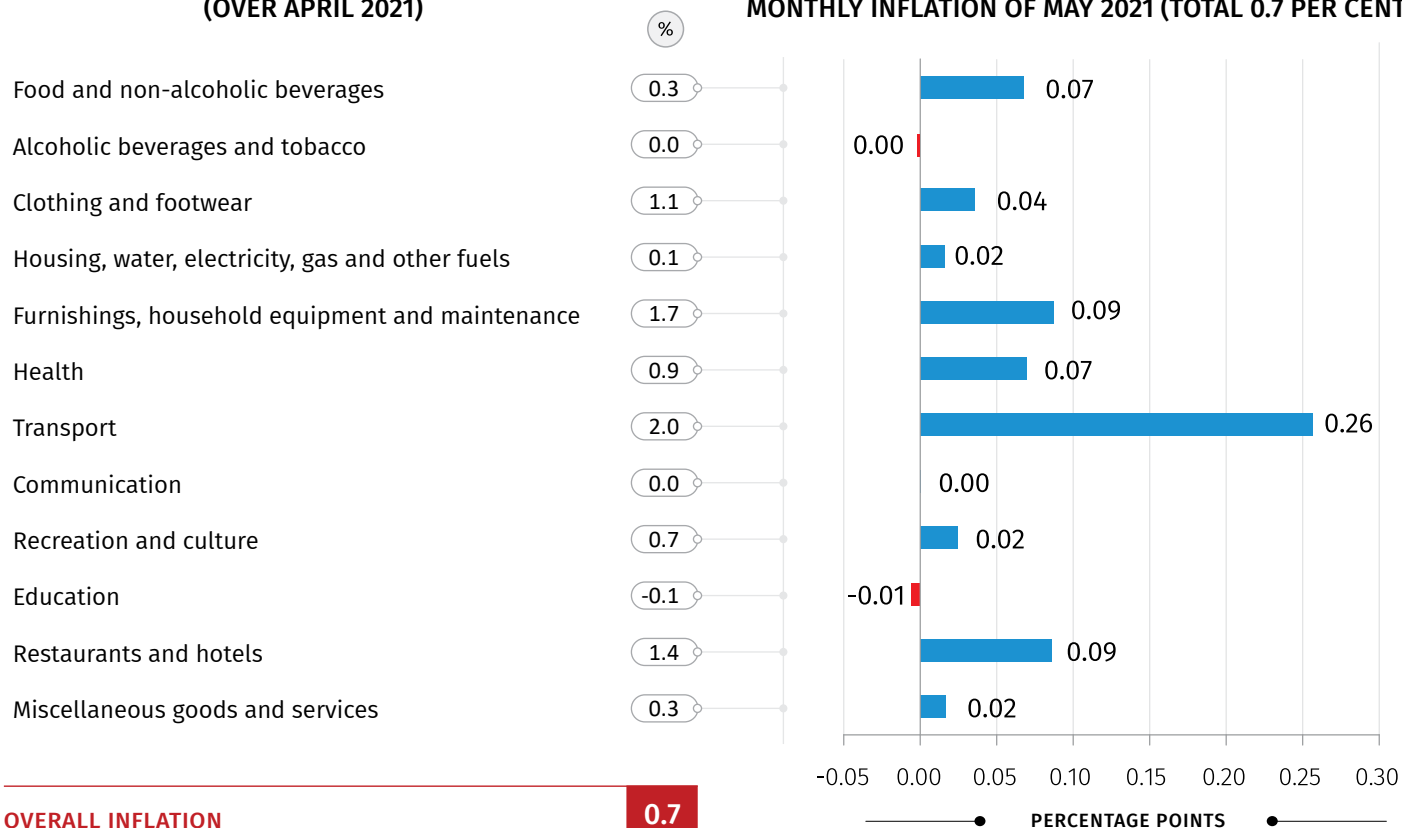
In May 2021 the Consumer Price Index increased by 0.7 percent compared to the previous month, while the annual inflation rate amounted to 7.7 percent.

With regard to the annual core inflation<sup>1</sup>, the prices increased by 6.5 percent, while the annual core inflation without tobacco<sup>2</sup> amounted to 6.4 percent.

The following table shows percentage changes in prices for the commodity groups of the consumer basket as well as the relevant contributions to the overall monthly inflation rate.

### PERCENTAGE CHANGE MAY 2021 (OVER APRIL 2021)

### CONTRIBUTIONS OF THE GROUPS TO THE OVERALL MONTHLY INFLATION OF MAY 2021 (TOTAL 0.7 PER CENT)



\* Individual contributions may not sum up to the total due to rounding.

<sup>1</sup> Core inflation is calculated by excluding the following groups of goods and services from the consumer basket: food and non-alcoholic beverages, energy, regulated tariffs, transport (specific tariffs).

<sup>2</sup> Core Inflation without tobacco is calculated by excluding the following groups of goods and services from the consumer basket: food and non-alcoholic beverages, tobacco; energy, regulated tariffs, transport (specific tariffs).

03.06.2021

The monthly inflation rate was mainly influenced by price changes for the following groups:

**Transport:** the prices increased by 2.0 percent, contributing 0.26 percentage points to the overall monthly inflation rate. Within the group the prices increased for operation of personal transport equipment (2.8 percent);

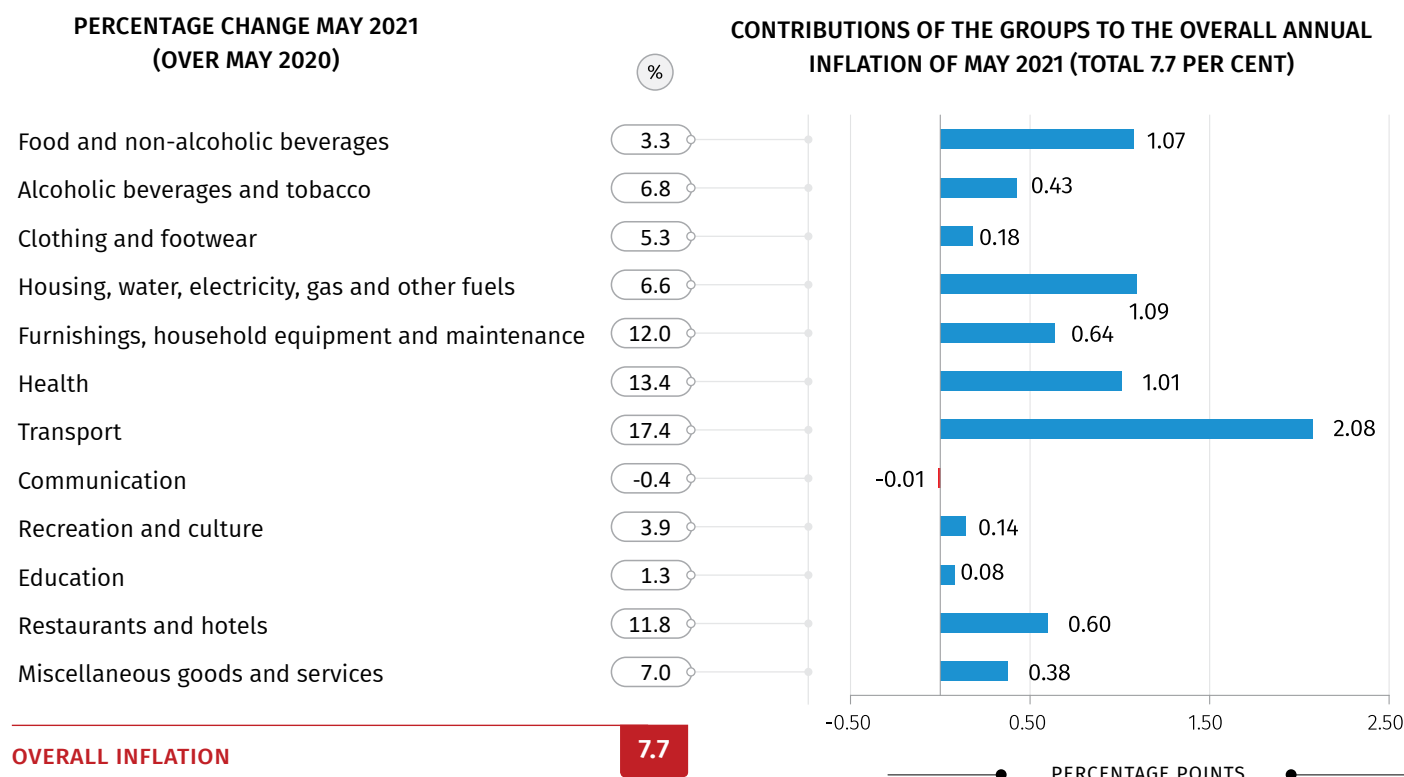
**Restaurants and hotels:** the prices for the group posted a 1.4 percent increase, with the relevant contribution of 0.09 percentage points to the monthly inflation rate. Within the group the prices were higher for both accommodation services (2.5 percent) and catering services (1.3 percent);

**Furnishings, household equipment and maintenance:** the prices increased by 1.7 percent, contributing 0.09 percentage points to the overall monthly inflation rate. The prices were higher for the following subgroups: furniture and furnishings, carpets and other floor coverings (3.4 percent), glassware, tableware and household utensils (3.2 percent), tools and equipment for house and garden (2.2 percent), goods and services for routine household maintenance (2.1 percent), household textiles (2.0 percent).

The following table shows percentage changes in prices for the commodity groups of the consumer basket, as well as the relevant contributions to the overall annual inflation rate in May 2021.

# NATIONAL STATISTICS OFFICE OF GEORGIA

03.06.2021



\* Individual contributions may not sum up to the total due to rounding.

The annual inflation rate was mainly influenced by price changes for the following groups:

**Transport:** the prices increased by 17.4 percent, contributing 2.08 percentage points to the annual inflation rate. Within the group the prices increased for operation of personal transport equipment (26.7 percent) and transport services (1.6 percent). In the same period, prices decreased for purchase of vehicles (-3.2 percent);

**Housing, water, electricity, gas and other fuels:** the prices for the group posted a 6.6 percent increase, which contributed 1.09 percentage points to the annual inflation rate. The prices were higher for the following subgroups: electricity, gas and other fuels (8.4 percent), water supply and miscellaneous services relating to the dwelling (4.5 percent), maintenance and repair of the dwelling (3.2 percent). In the same period prices were lower for actual rentals for housing (-9.4 percent);

**Food and non-alcoholic beverages:** the prices in the group increased by 3.3 percent, contributing 1.07 percentage points to the overall annual inflation rate. Within the group the prices increased for the following subgroups: oils and fats (42.7 percent), sugar, jam, honey, chocolate and confectionery (13.7 percent), milk, cheese and eggs (8.0 percent), coffee, tea and cocoa (8.0 percent), fish (7.6

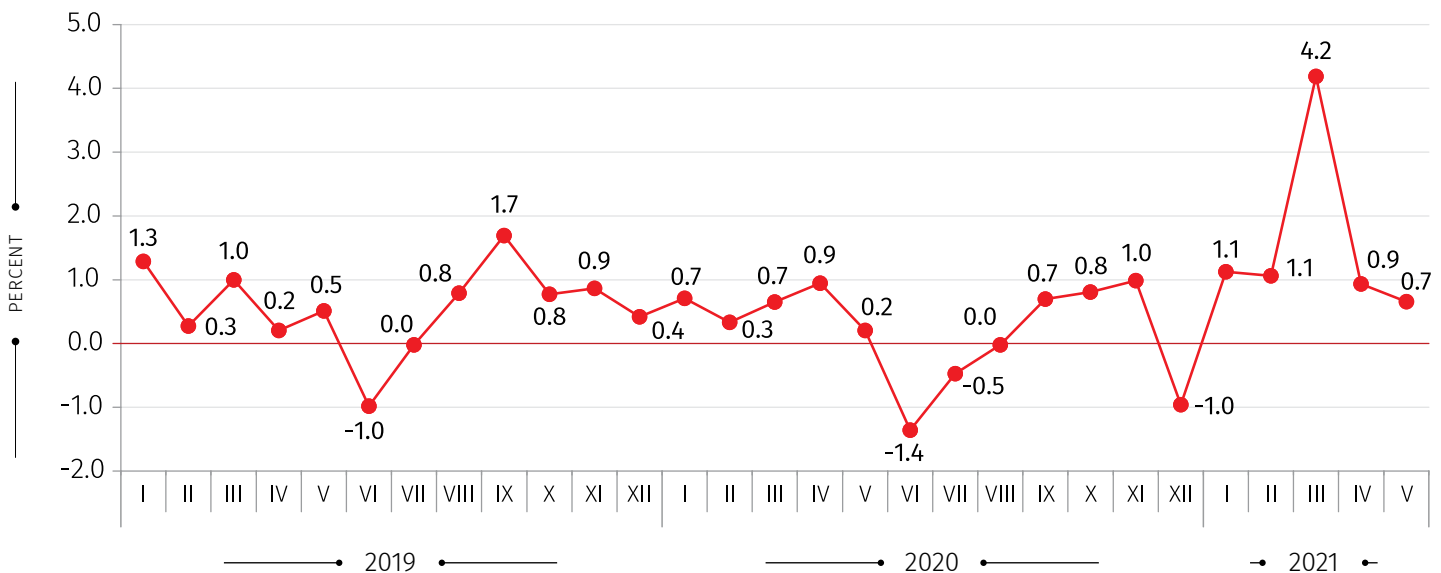
## NATIONAL STATISTICS OFFICE OF GEORGIA

03.06.2021

percent), mineral waters, soft drinks, fruit and vegetable juices (7.2 percent), meat (6.0 percent), bread and cereals (5.8 percent). Along with this, the prices decreased for vegetables (-23.3 percent) and fruit and grapes (-20.9 percent);

**Health:** the prices went up by 13.4 percent, contributing 1.01 percentage points to the overall annual inflation rate. The prices increased for medical products, appliances and equipment (19.5 percent), out-patient services (11.9 percent) and hospital services (4.4 percent).

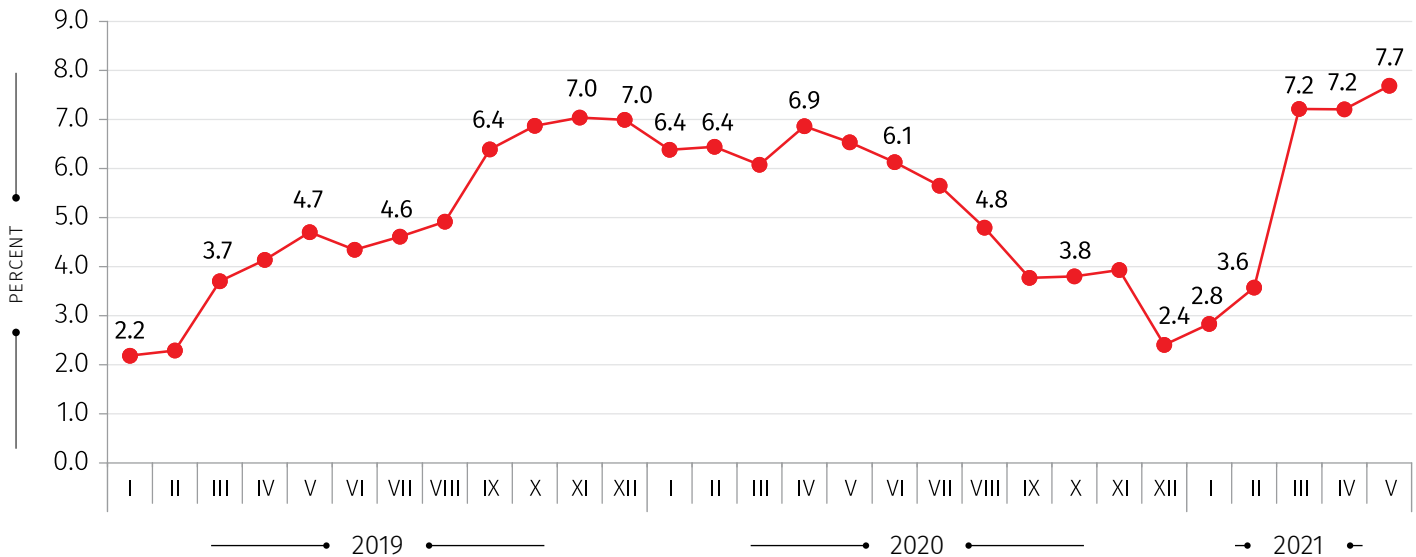
### MONTHLY INFLATION



## NATIONAL STATISTICS OFFICE OF GEORGIA

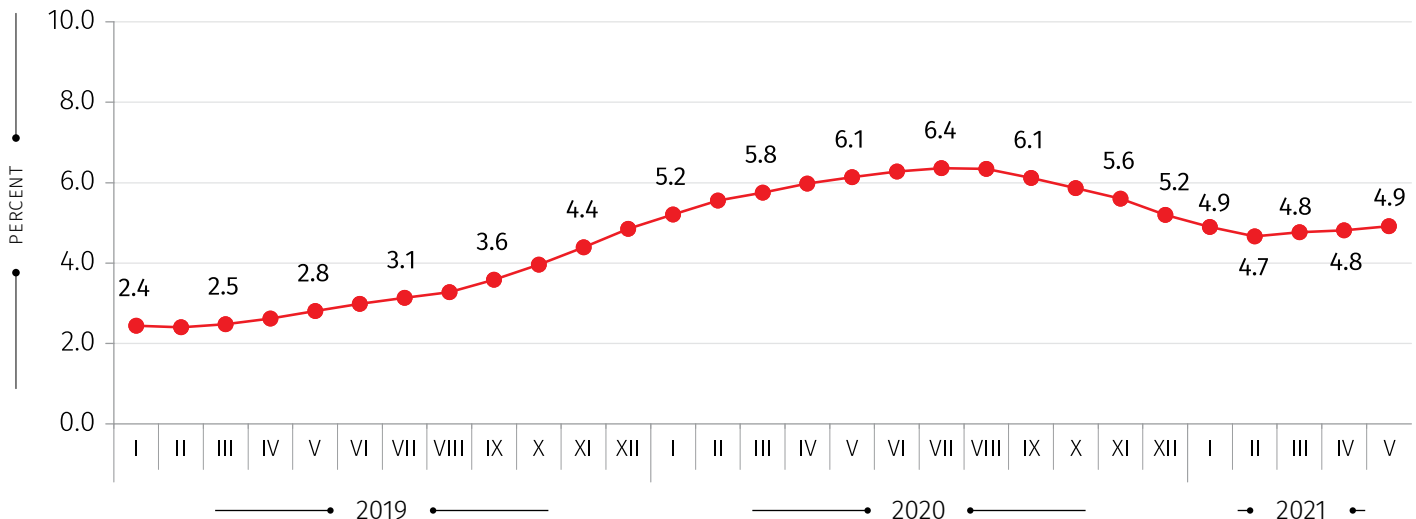
03.06.2021

### ANNUAL INFLATION RATE IN GEORGIA (YEAR-ON-YEAR CHANGE)



### AVERAGE INFLATION RATE

(12 MONTH AVERAGE OVER THE PREVIOUS 12 MONTH AVERAGE, PERCENTAGE CHANGE)



#### CONTACT PERSON:

Giorgi Tetrauli

Tel.: (+995 32) 236 72 10 (400)

E-mail: [gtetrauli@geostat.ge](mailto:gtetrauli@geostat.ge)