

NATIONAL STATISTICS OFFICE OF GEORGIA

21.06.2021

ANNEX №1

GEORGIAN EXTERNAL TRADE BY COUNTRIES IN JANUARY-MAY 2021* (THSD. US DOLLARS)

	EXPORTS (FOB)	IMPORTS (CIF)	BALANCE
EXTERNAL TRADE – TOTAL	1 538 159.8	3 481 281.4	-1 943 121.6
Of which:			
EU COUNTRIES	252 277.4	809 897.5	-557 620.1
Austria	415.2	14 943.3	-14 528.1
Belgium	10 207.4	33 037.3	-22 829.9
Bulgaria	96 534.1	51 633.1	44 901.0
Croatia	205.4	2 594.0	-2 388.6
Cyprus	73.4	826.0	-752.6
Czech Republic	3 110.1	36 442.8	-33 332.7
Denmark	789.9	8 724.9	-7 935.0
Estonia	1 028.0	2 230.6	-1 202.6
Finland	293.4	7 206.3	-6 912.8
France	15 612.5	65 370.1	-49 757.6
Germany	22 807.7	171 648.0	-148 840.4
Greece	2 346.0	14 417.6	-12 071.5
Hungary	186.7	16 594.8	-16 408.1
Ireland	970.4	4 772.3	-3 801.9
Italy	12 572.8	92 786.7	-80 213.9
Latvia	4 340.1	10 311.3	-5 971.2
Lithuania (Lietuva)	24 769.6	13 744.8	11 024.8
Luxembourg	-	927.0	-927.0
Malta	123.6	3 129.9	-3 006.3
Netherlands	10 871.7	58 169.0	-47 297.3
Poland	12 489.0	64 254.8	-51 765.8
Portugal	228.7	4 339.3	-4 110.5
Romania	10 181.8	71 574.6	-61 392.8
Slovakia	337.3	4 525.6	-4 188.3
Slovenia	34.3	11 319.2	-11 284.9
Spain	21 423.3	39 776.4	-18 353.1
Sweden	324.7	4 597.7	-4 273.0
CIS COUNTRIES	691 545.0	1 072 311.2	-380 766.2
Armenia	78 125.6	198 228.7	-120 103.1
Azerbaijan	195 552.0	212 572.1	-17 020.1
Belarus	19 605.0	17 862.2	1 742.8
Kazakhstan	20 870.0	7 774.0	13 096.1
Kyrgyzstan	7 847.8	618.6	7 229.2

NATIONAL STATISTICS OFFICE OF GEORGIA

21.06.2021

	EXPORTS (FOB)	IMPORTS (CIF)	BALANCE
Moldova	6 765.8	5 142.7	1 623.1
Russia	205 320.3	393 406.1	-188 085.8
Tajikistan	5 153.6	-	5 153.6
Turkmenistan	5 868.6	67 974.7	-62 106.2
Ukraine	116 890.1	158 106.0	-41 215.9
Uzbekistan	29 546.1	10 626.0	18 920.1
OTHER COUNTRIES	594 337.5	1 599 072.8	-1 004 735.3
Afghanistan	349.5	0.1	349.4
Albania	36.0	266.6	-230.6
Algeria	-	59.3	-59.3
Argentina	1 396.3	2 920.5	-1 524.3
Australia	526.7	493.8	32.9
Bahrain	14.1	-	14.1
Bangladesh	10.0	701.8	-691.8
Belize	-	18.3	-18.3
Bhutan	31.1	-	31.1
Bosnia and Herzegovina	-	123.5	-123.5
Brazil	5 218.8	20 225.8	-15 007.0
Burkina Faso	588.6	-	588.6
Cameroon	-	225.3	-225.3
Canada	5 689.3	7 684.4	-1 995.1
Chad	6.6	-	6.6
Chile	2 264.5	34 374.0	-32 109.5
China	262 487.3	289 560.0	-27 072.6
Colombia	2 238.2	35.4	2 202.8
Costa Rica	17.0	91.0	-74.0
Cuba	12.5	73.5	-61.0
Ecuador	213.5	7 836.8	-7 623.3
Egypt	33.7	4 059.3	-4 025.5
Ethiopia	19.1	0.4	18.7
Faroe Islands	-	25.3	-25.3
French Polynesia	-	21.9	-21.9
Gabon	-	3 840.7	-3 840.7
Ghana	115.5	7.4	108.1
Hong Kong SAR of China	1 029.6	42 231.8	-41 202.2
Iceland	-	1 263.4	-1 263.4
India	1 190.1	22 037.2	-20 847.0
Indonesia	-	31 007.6	-31 007.6
Iran	8 729.1	40 967.3	-32 238.1
Iraq	5 680.4	1 171.3	4 509.1

NATIONAL STATISTICS OFFICE OF GEORGIA

21.06.2021

	EXPORTS (FOB)	IMPORTS (CIF)	BALANCE
Israel	8 129.8	4 287.7	3 842.1
Japan	9 220.7	57 756.0	-48 535.3
Jordan	160.5	115.2	45.2
Kenya	467.9	199.0	268.9
Korea Republic of	2 934.9	28 171.1	-25 236.3
Kuwait	943.0	5.0	938.0
Lebanon	-	1 041.9	-1 041.9
Libya	446.6	-	446.6
Liechtenstein	-	104.2	-104.2
Macedonia (FYR)	79.3	451.7	-372.3
Malawi	-	278.0	-278.0
Malaysia	298.2	7 989.7	-7 691.6
Mali	532.8	-	532.8
Marshall Islands	455.0	-	455.0
Mauritania	16.4	-	16.4
Mexico	229.6	350.1	-120.5
Monaco	-	3.6	-3.6
Mongolia	994.8	-	994.8
Montenegro	-	501.9	-501.9
Morocco	3 045.7	21.9	3 023.9
Mozambique	18.5	-	18.5
Nepal	-	1.6	-1.6
New Zealand	-	639.2	-639.2
Niger	0.2	0.7	-0.5
Nigeria	204.8	12.4	192.4
Norway	89.3	2 877.9	-2 788.6
Oman	32.9	171.0	-138.1
Pakistan	53.9	893.6	-839.6
Panama	17.1	4.6	12.5
Paraguay	216.0	2 726.1	-2 510.0
Peru	5 795.1	253.1	5 542.0
Philippines	808.3	144.0	664.3
Puerto Rico	50.3	-	50.3
Qatar	592.7	882.0	-289.3
San Marino	-	188.0	-188.0
Saudi Arabia	8 277.4	266.6	8 010.9
Senegal	44.6	-	44.6
Serbia	8.9	3 547.5	-3 538.6
Seychelles	-	285.9	-285.9
Singapore	8 708.3	2 819.0	5 889.4





NATIONAL STATISTICS OFFICE OF GEORGIA

21.06.2021

	EXPORTS (FOB)	IMPORTS (CIF)	BALANCE
Somalia	19.3	-	19.3
South Africa	49.1	2 062.4	-2 013.3
Sri Lanka	0.5	779.3	-778.8
Sudan	117.1	-	117.1
Switzerland	30 427.2	31 516.8	-1 089.6
Syrian	152.8	116.3	36.5
Taiwan Province of China	1 042.0	3 429.9	-2 387.9
Tanzania	3 187.3	-	3 187.3
Thailand	376.7	6 142.4	-5 765.7
Tunisia	6 836.6	235.2	6 601.4
Turkey	133 290.2	624 763.1	-491 473.0
Uganda	-	63.4	-63.4
United Arab Emirates	6 529.5	40 203.2	-33 673.7
United Kingdom	8 366.7	31 241.9	-22 875.2
United States	52 331.1	224 893.3	-172 562.2
Uruguay	607.7	1 335.7	-728.0
Venezuela	131.0	-	131.0
Viet Nam	101.7	3 204.5	-3 102.8
Virgin Islands British	-	771.9	-771.9

*Preliminary data.

21.06.2021

- Sources:**
-  LEPL Revenue Service of Ministry of Finance of Georgia;
 -  Georgian State Electrosystem JSC;
 -  Electrosystem Commercial Operator JSC;
 -  Georgian Gas Transportation Company LTD.

Explanation of symbols:

- Not applicable;
- 0.0 Negligible magnitude;
- * Data are preliminary and subject to revisions;
- ... Data are confidential

Notice:

1. The discrepancy between the totals and the sum in some cases can be explained by using rounded data;
2. Information does not cover the data of Simplified Customs Declarations (Form #4);
3. Information does not cover non-organized trade also occupied territories of Abkhazian Autonomous Republic and Tskhinvali region;
4. According to the international methodology there are some difference in coverage of trade flows between external merchandise trade statistics and customs statistics. Diplomatic temporary transit and analogous goods are excluded from the database of external merchandise trade statistics.

**THE PRELIMINARY DATA WILL BE REVISED ACCORDING TO THE GEOSTAT'S REVISION POLICY
(BASED ON THE REGULAR REVISION PRINCIPLE) AS A RESULT OF ADJUSTING
DATA BY RESPONDENTS/ADMINISTRATIVE SOURCES.**

CONTACT PERSONS:

Maka Kalandarishvili Tel.: (+995 32) 236 72 10 (300)

E-mail: mkalandarishvili@geostat.ge

Mariam Kavelashvili Tel.: (+995 32) 236 72 10 (020)

E-mail: mkavelashvili@geostat.ge