



National Statistics Office of Georgia

INFLATION RATE IN GEORGIA
2021
AUGUST



03.09.2021

www.geostat.ge

03.09.2021

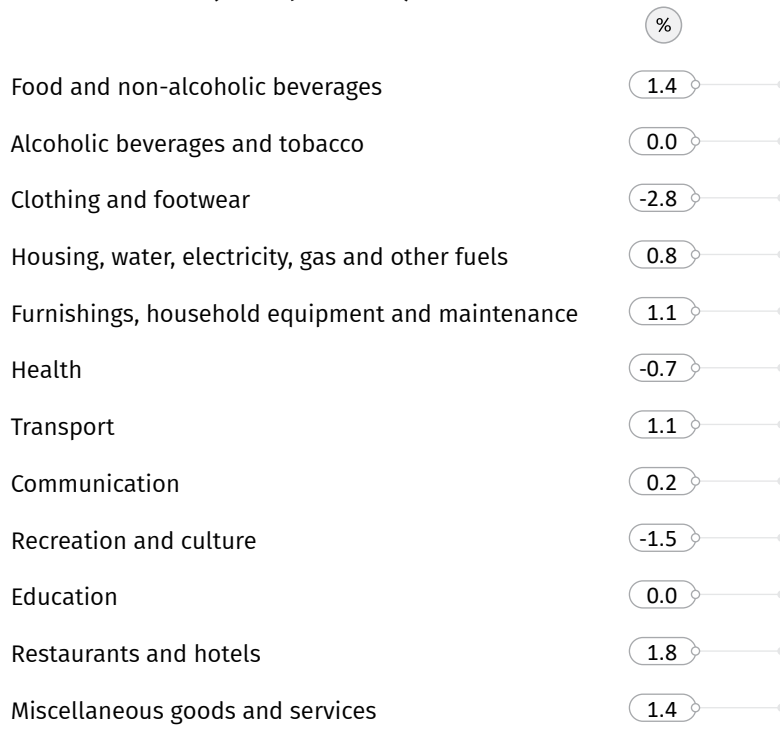
INFLATION RATE IN GEORGIA AUGUST 2021

In August 2021 the Consumer Price Index increased by 0.7 percent compared to the previous month, while the annual inflation rate amounted to 12.8 percent.

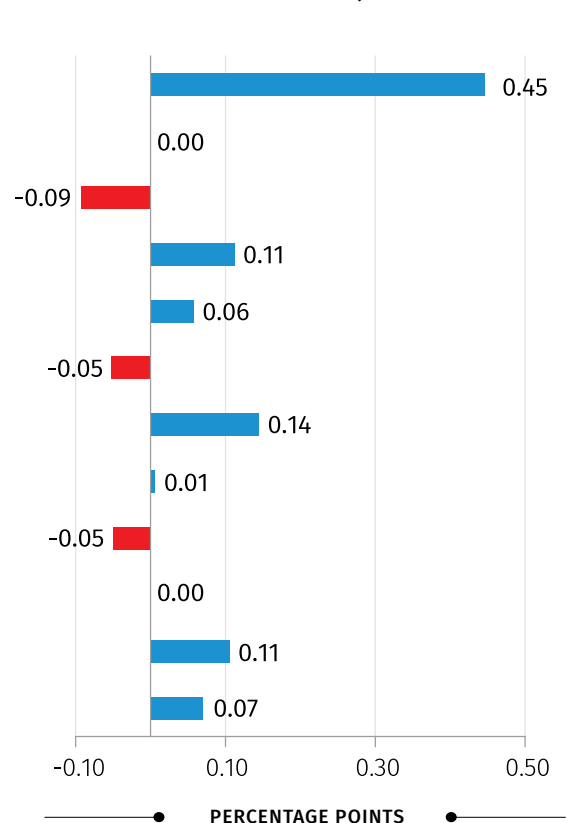
With regard to the annual core inflation¹, the prices increased by 6.7 percent, while the annual core inflation without tobacco² amounted to 6.8 percent.

The following table shows percentage changes in prices for the commodity groups of the consumer basket as well as the relevant contributions to the overall monthly inflation rate.

PERCENTAGE CHANGE AUGUST 2021 (OVER JULY 2021)



CONTRIBUTIONS OF THE GROUPS* TO THE OVERALL MONTHLY INFLATION OF AUGUST 2021 (TOTAL 0.7 PER CENT)



OVERALL INFLATION

0.7

* Individual contributions may not sum up to the total due to rounding.

¹ Core inflation is calculated by excluding the following groups of goods and services from the consumer basket: food and non-alcoholic beverages, energy, regulated tariffs, transport (specific tariffs).

² Core Inflation without tobacco is calculated by excluding the following groups of goods and services from the consumer basket: food and non-alcoholic beverages, tobacco; energy, regulated tariffs, transport (specific tariffs).

03.09.2021

The monthly inflation rate was mainly influenced by price changes for the following groups:

Food and non-alcoholic beverages: the prices for the group increased by 1.4 percent, contributing 0.45 percentage points to the overall monthly index change. The prices were higher for the following subgroups: milk, cheese and eggs (3.8 percent), meat (2.6 percent), vegetables (2.1 percent), coffee, tea and cocoa (1.2 percent), fish (1.1 percent), mineral waters, soft drinks, fruit and vegetable juices (1.0 percent). Along with this, the prices decreased for oils and fats (-2.1 percent) and fruit and grapes (-1.5 percent).

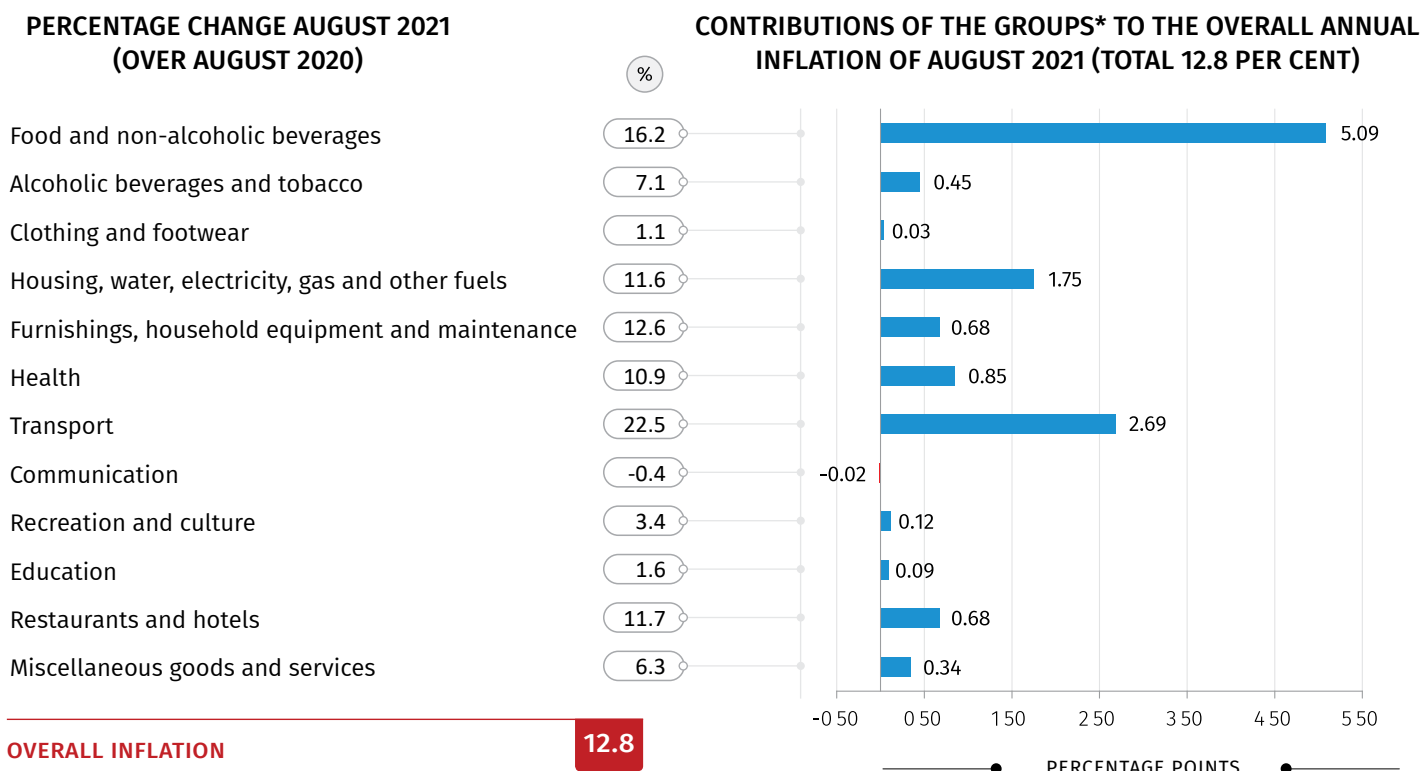
Transport: the prices increased by 1.1 percent, contributing 0.14 percentage points to the monthly inflation. Within the group, the prices increased for operation of personal transport equipment (1.2 percent), transport services (0.9 percent) and purchase of vehicles (0.5 percent);

Restaurants and hotels: the prices for the group posted a 1.8 percent increase, with the relevant contribution of 0.11 percentage points to the monthly inflation rate. Within the group, the prices were higher for accommodation services (7.2 percent), as well as for catering services (1.1 percent);

Housing, water, electricity, gas and other fuels: the prices for the group posted a 0.8 percent increase, which contributed 0.11 percentage points to the monthly inflation rate. The prices were higher for the following subgroups: actual rentals for housing (4.3 percent) and maintenance and repair of the dwelling (0.5 percent).

The following table shows percentage changes in prices for the commodity groups of the consumer basket, as well as the relevant contributions to the overall annual inflation rate in August 2021.

03.09.2021



* Individual contributions may not sum up to the total due to rounding.

The annual inflation rate was mainly influenced by price changes for the following groups:

Food and non-alcoholic beverages: the prices in the group increased by 16.2 percent, contributing 5.09 percentage points to the overall annual inflation rate. Within the group the prices increased for the following subgroups: oils and fats (43.9 percent), vegetables (42.2 percent), milk, cheese and eggs (17.3 percent), sugar, jam, honey, chocolate and confectionery (16.9 percent), bread and cereals (13.0 percent), fish (11.9 percent), mineral waters, soft drinks, fruit and vegetable juices (11.5 percent), meat (8.3 percent), coffee, tea and cocoa (6.8 percent), fruit and grapes (5.4 percent);

Transport: the prices increased by 22.5 percent, contributing 2.69 percentage points to the annual inflation rate. Within the group the prices increased for operation of personal transport equipment (32.5 percent), transport services (4.6 percent) and purchase of vehicles (2.9 percent);

Housing, water, electricity, gas and other fuels: the prices for the group posted an 11.6 percent increase, which contributed 1.75 percentage points to the annual inflation rate. The prices were

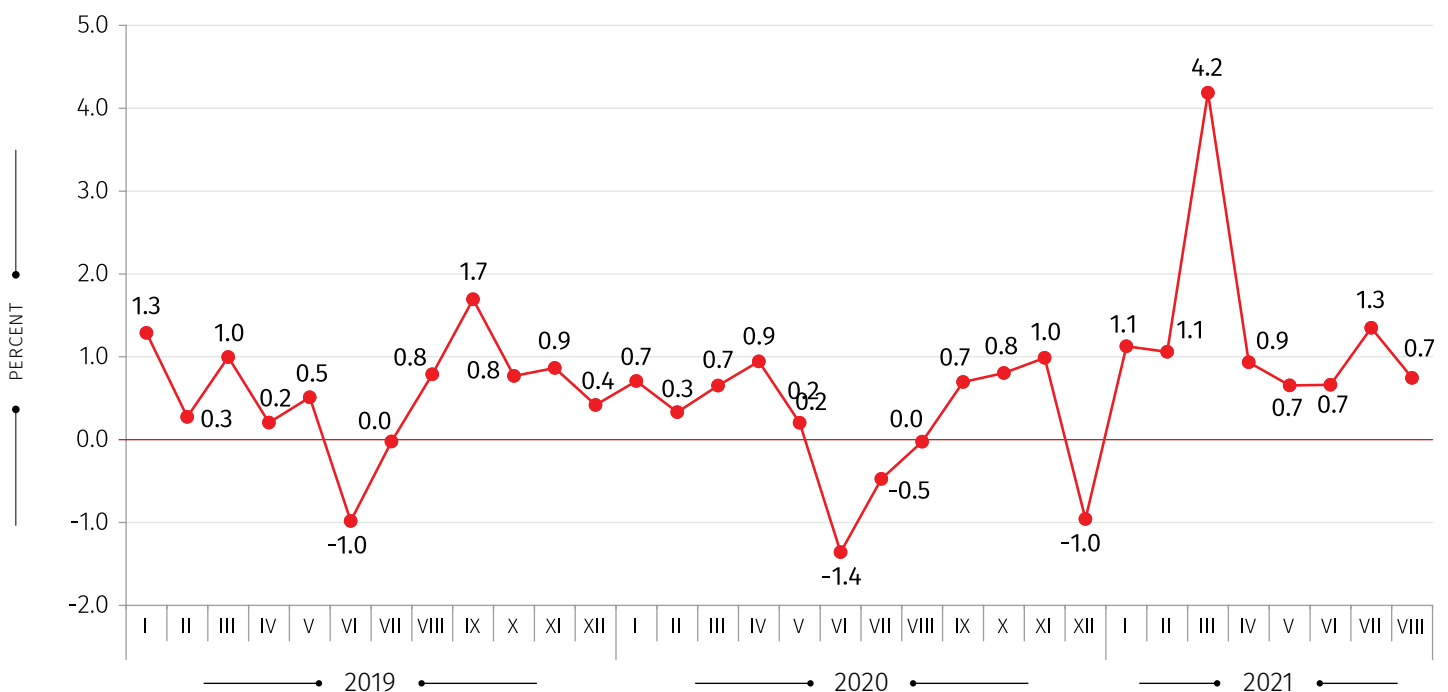
NATIONAL STATISTICS OFFICE OF GEORGIA

03.09.2021

higher for the following subgroups: electricity, gas and other fuels (13.5 percent), maintenance and repair of the dwelling (7.1 percent) and water supply and miscellaneous services relating to the dwelling (4.5 percent);

Health: the prices went up by 10.9 percent, contributing 0.85 percentage points to the overall annual inflation rate. The prices increased for medical products, appliances and equipment (17.9 percent), hospital services (5.3 percent) and out-patient services (5.0 percent).

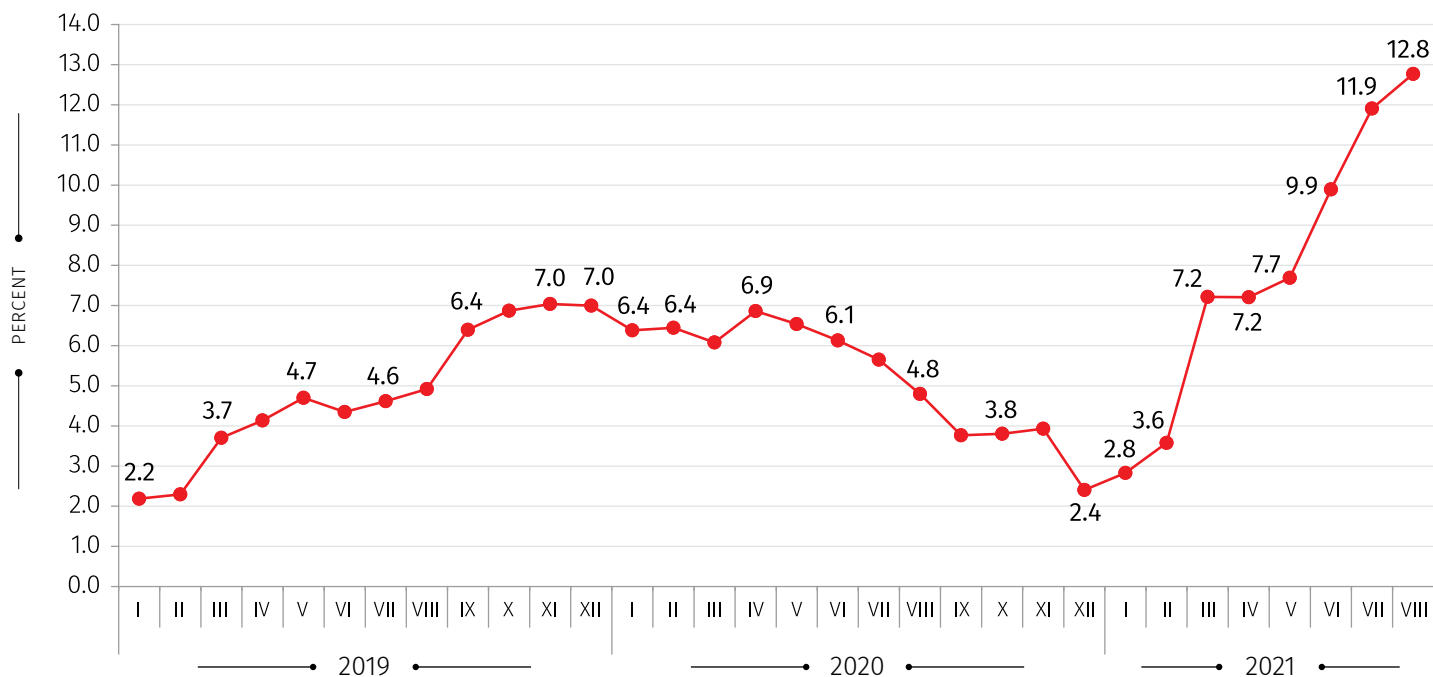
MONTHLY INFLATION



NATIONAL STATISTICS OFFICE OF GEORGIA

03.09.2021

ANNUAL INFLATION RATE IN GEORGIA (YEAR-ON-YEAR CHANGE)

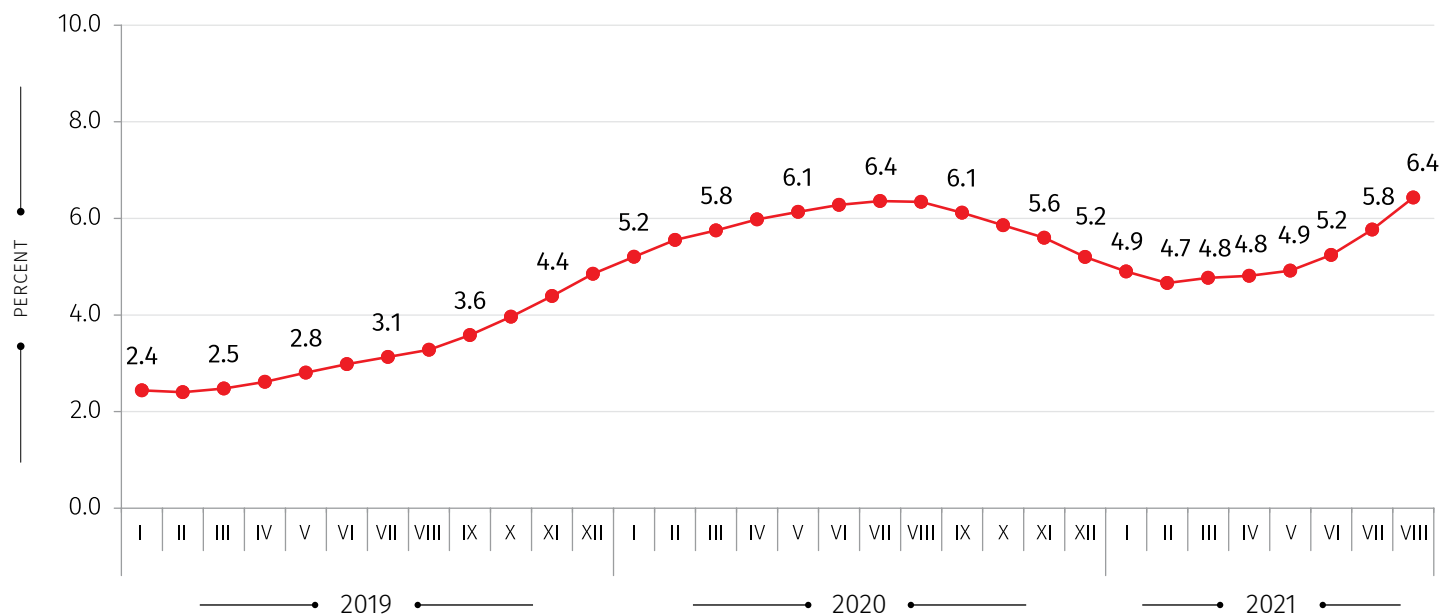


NATIONAL STATISTICS OFFICE OF GEORGIA

03.09.2021

AVERAGE INFLATION RATE

(12 MONTH AVERAGE OVER THE PREVIOUS 12 MONTH AVERAGE, PERCENTAGE CHANGE)



CONTACT PERSON:

Giorgi Tetrauli

Tel.: (+995 32) 236 72 10 (400)

E-mail: gtetrauli@geostat.ge