



National Statistics Office of Georgia

DOMESTIC EXPORTS OF GEORGIA

**2021**

JANUARY-SEPTEMBER  
(PRELIMINARY RESULTS)



19.10.2021

[www.geostat.ge](http://www.geostat.ge)

## NATIONAL STATISTICS OFFICE OF GEORGIA

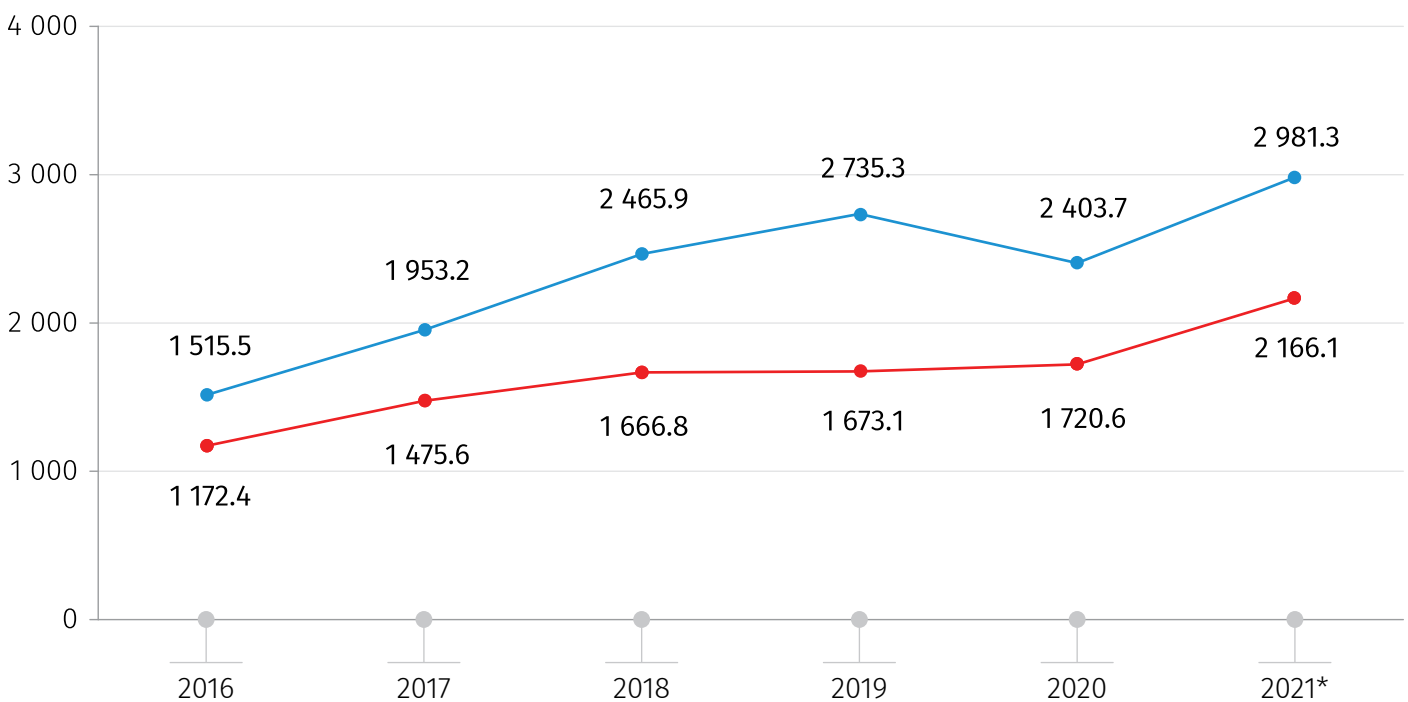
19.10.2021

### THE DOMESTIC EXPORTS IN JANUARY-SEPTEMBER 2021

In January-September 2021 the exports of Georgia (excluding non-declared exports) equaled USD 2 981.3 million, 24.0 percent higher year-on-year. Share of the domestic exports in total export constituted 72.7 percent and amounted to USD 2 166.1 million, 25.9 percent higher to the same period of 2020.

The charts below reflect basic trends of the indicators in 2016-2021:

**TREND OF THE EXPORTS IN GEORGIA IN JANUARY-SEPTEMBER 2016-2021**  
(MILL. USD)



\*Preliminary data.

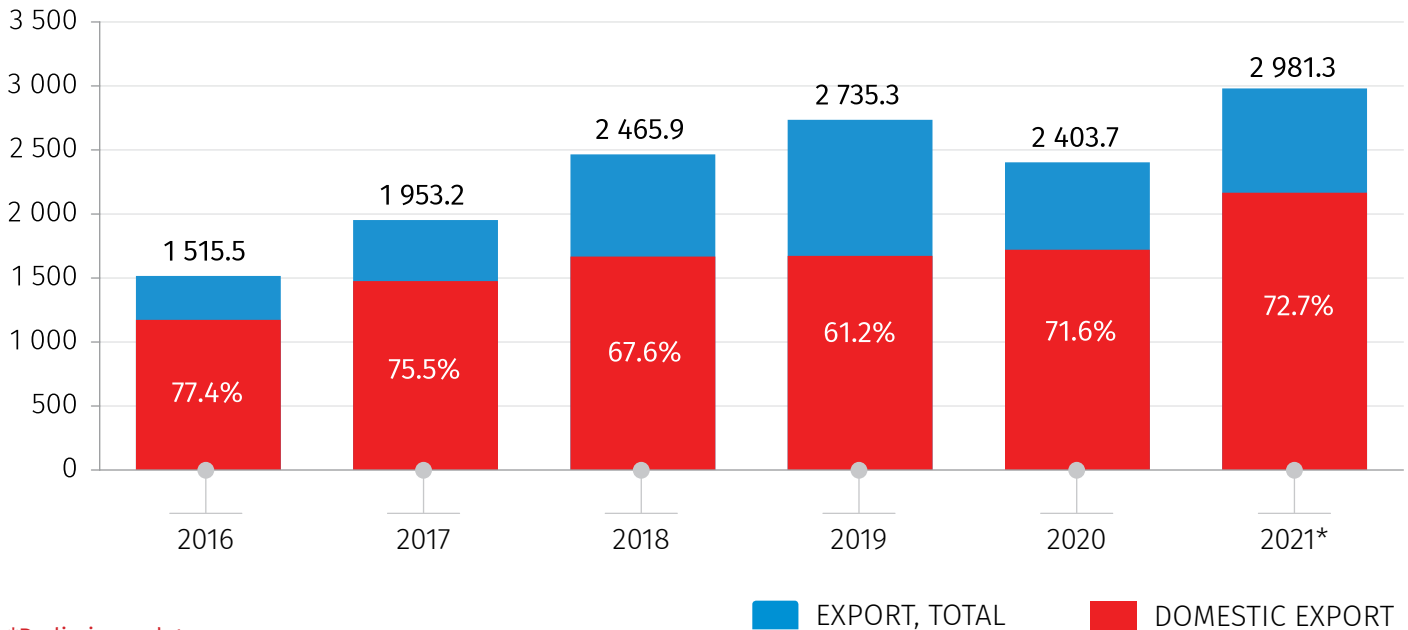
● EXPORT, TOTAL

● DOMESTIC EXPORT

## NATIONAL STATISTICS OFFICE OF GEORGIA

19.10.2021

### GEORGIAN EXPORT IN JANUARY-SEPTEMBER 2016-2021 (MILL.USD)



\*Preliminary data.

\*\* Share of domestic exports (exports excluding re-exports) in total exports is presented as percentage figure.

The table below shows monthly data for 2019-2021 domestic exports in absolute values and their changes (in percentage) compared to the corresponding month of the previous year.

### DOMESTIC EXPORTS OF GEORGIA

		MILL. USD	CHANGE (%)
2019	January	157.5	-3.1
	February	180.9	12.1
	March	208.8	-0.3
	April	184.3	20.6
	May	197.1	-8.2
	June	182.8	-16.0
	July	187.1	6.7
	August	181.3	6.8
	September	193.3	-4.9
	October	195.7	3.8
	November	218.8	29.9
	December	237.0	17.0

## NATIONAL STATISTICS OFFICE OF GEORGIA

19.10.2021

		MILL. USD	CHANGE (%)
2020	January	177.8	12.9
	February	164.3	-9.2
	March	192.1	-8.0
	April	172.7	-6.3
	May	181.0	-8.2
	June	192.0	5.0
	July	192.1	2.7
	August	203.4	12.2
	September	245.2	26.9
	October	237.4	21.3
	November	225.7	3.2
	December	224.3	-5.3
2021*	January	166.4	-6.4
	February	200.0	21.8
	March	237.6	23.7
	April	277.0	60.3
	May	240.0	32.6
	June	258.1	34.4
	July	280.5	46.0
	August	236.3	16.2
	September	270.2	10.2

\*Preliminary data.

## NATIONAL STATISTICS OFFICE OF GEORGIA

19.10.2021

In January-September 2021 the share of the top ten trading partners by domestic exports in the total domestic exports of Georgia amounted to 79.0 percent. The top partners were China (USD 453.8 million), Russia (USD 388.7 million) and Turkey (USD 220.8 million).

### TOP TRADING PARTNERS BY DOMESTIC EXPORTS

	JANUARY-SEPTEMBER 2020		JANUARY-SEPTEMBER 2021*		CHANGE (%)
	MILL. US DOLLARS	SHARE IN TOTAL (%)	MILL. US DOLLARS	SHARE IN TOTAL (%)	
<b>TOTAL DOMESTIC EXPORTS</b>	<b>1 720.6</b>	<b>100.0</b>	<b>2 166.1</b>	<b>100.0</b>	<b>25.9</b>
Of which:					
China	344.3	20.0	453.8	20.9	31.8
Russia	280.1	16.3	388.7	17.9	38.8
Turkey	130.3	7.6	220.8	10.2	69.4
Bulgaria	228.3	13.3	145.8	6.7	-36.1
Ukraine	77.5	4.5	118.1	5.5	52.4
United States	58.2	3.4	116.2	5.4	99.7
Armenia	65.5	3.8	89.6	4.1	36.9
Azerbaijan	53.5	3.1	79.6	3.7	48.8
Switzerland	68.2	4.0	53.2	2.5	-22.0
Spain	65.1	3.8	44.8	2.1	-31.2
Other countries	349.6	20.3	455.6	21.0	30.3

\*Preliminary data.

In January-September 2021 copper ores and concentrates reclaimed the first place in the list of top export items, equaling USD 571.7 million, or 26.4 percent of total exports. The exports of ferro-alloys totaled USD 316.5 million and their share in the total exports amounted to 14.6 percent. The exports of wine of fresh grapes occupied the third place standing at USD 165.7 million and constituting 7.6 percent of the total exports.



## NATIONAL STATISTICS OFFICE OF GEORGIA


19.10.2021

### MAJOR COMMODITY GROUPS BY DOMESTIC EXPORTS

	JANUARY-SEPTEMBER 2020		JANUARY-SEPTEMBER 2021*		CHANGE (%)
	MILL. US DOLLARS	SHARE IN TOTAL (%)	MILL. US DOLLARS	SHARE IN TOTAL (%)	
<b>TOTAL DOMESTIC EXPORTS</b>	<b>1 720.6</b>	<b>100.0</b>	<b>2 166.1</b>	<b>100.0</b>	<b>25.9</b>
Of which:					
Copper ores and concentrates	590.8	34.3	571.7	26.4	-3.2
Ferro-alloys	179.8	10.4	316.5	14.6	76.0
Wine of fresh grapes	142.7	8.3	165.7	7.6	16.1
Natural or artificial mineral and aerated waters	81.3	4.7	104.1	4.8	28.1
Hazelnuts and other nuts	48.9	2.8	68.4	3.2	39.8
Spirituuous beverages	56.4	3.3	66.6	3.1	18.2
Nitrogenous fertilizers	56.3	3.3	65.5	3.0	16.3
T-shirts knitted	28.5	1.7	48.5	2.2	69.9
Gold	68.8	4.0	47.6	2.2	-30.8
Waters, mineral and aerated waters, containing added sugar	24.4	1.4	45.8	2.1	87.9
Other commodities	442.8	25.7	665.7	30.7	50.4

\*Preliminary data.

**SOURCES:**  LEPL Revenue Service of Ministry of Finance of Georgia;

 Georgian State Electrosystem, JSC;

 Electrosystem Commercial Operator, JSC;

 Georgian Gas Transportation Company, LTD.

#### EXPLANATION OF SYMBOLS:

- Not applicable;
- \* Data are preliminary and subject to revisions;
- ... Data are confidential.

## NATIONAL STATISTICS OFFICE OF GEORGIA

---

19.10.2021

### NOTICE:

1. The discrepancy between the totals and the sum in some cases can be explained by using rounded data;
  2. Information does not cover the data of Simplified Customs Declarations (Form №4);
  3. Information does not cover non-organized trade, also occupied territories of Abkhazian Autonomous Republic and Tskhinvali region;
  4. According to the international methodology, there are some difference in coverage of trade flows between external merchandise trade statistics and customs statistics. Diplomatic, temporary, transit and analogous goods are excluded from the database of external merchandise trade statistics.
- 

**The preliminary data will be revised according to the Geostat's revision policy (based on the regular revision principle) as a result of adjusting data by respondents/administrative sources.**

**Domestic exports include export of goods produced in the country, as well as imported from abroad, the value of which has significantly changed as a result of domestic processing.**

### CONTACT PERSONS:

Maka Kalandarishvili, Tel.: (+995 32) 236 72 10 (300)

E-mail: [mkalandarishvili@geostat.ge](mailto:mkalandarishvili@geostat.ge)

Mariam Kavelashvili, Tel.: (+995 32) 236 72 10 (020)

E-mail: [mkavelashvili@geostat.ge](mailto:mkavelashvili@geostat.ge)

---