



National Statistics Office of Georgia

INFLATION RATE IN GEORGIA

2021

OCTOBER



03.11.2021

www.geostat.ge

NATIONAL STATISTICS OFFICE OF GEORGIA

03.11.2021

INFLATION RATE IN GEORGIA OCTOBER 2021

In October 2021 the Consumer Price Index increased by 1.3 percent compared to the previous month, while the annual inflation rate amounted to 12.8 percent.

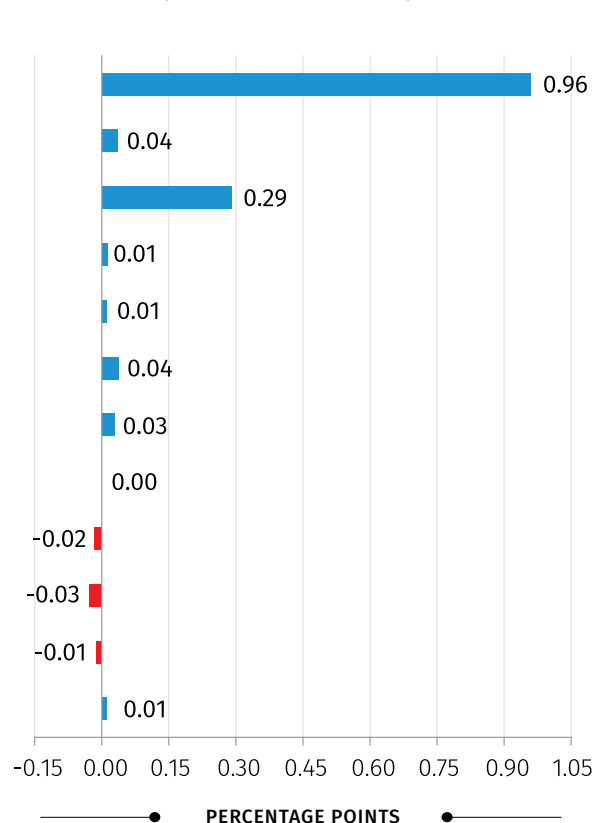
With regard to the annual core inflation¹, the prices increased by 6.3 percent, while the annual core inflation without tobacco² amounted to 6.2 percent.

The following table shows percentage changes in prices for the commodity groups of the consumer basket as well as the relevant contributions to the overall monthly inflation rate.

PERCENTAGE CHANGE OCTOBER 2021 (OVER SEPTEMBER 2021)



CONTRIBUTIONS OF THE GROUPS* TO THE OVERALL MONTHLY INFLATION OF OCTOBER 2021 (TOTAL 1.3 PER CENT)



OVERALL INFLATION

1.3

* Individual contributions may not sum up to the total due to rounding.

¹ Core inflation is calculated by excluding the following groups of goods and services from the consumer basket: food and non-alcoholic beverages, energy, regulated tariffs, transport (specific tariffs).

² Core Inflation without tobacco is calculated by excluding the following groups of goods and services from the consumer basket: food and non-alcoholic beverages, tobacco; energy, regulated tariffs, transport (specific tariffs).

03.11.2021

The monthly inflation rate was mainly influenced by price changes for the following groups:

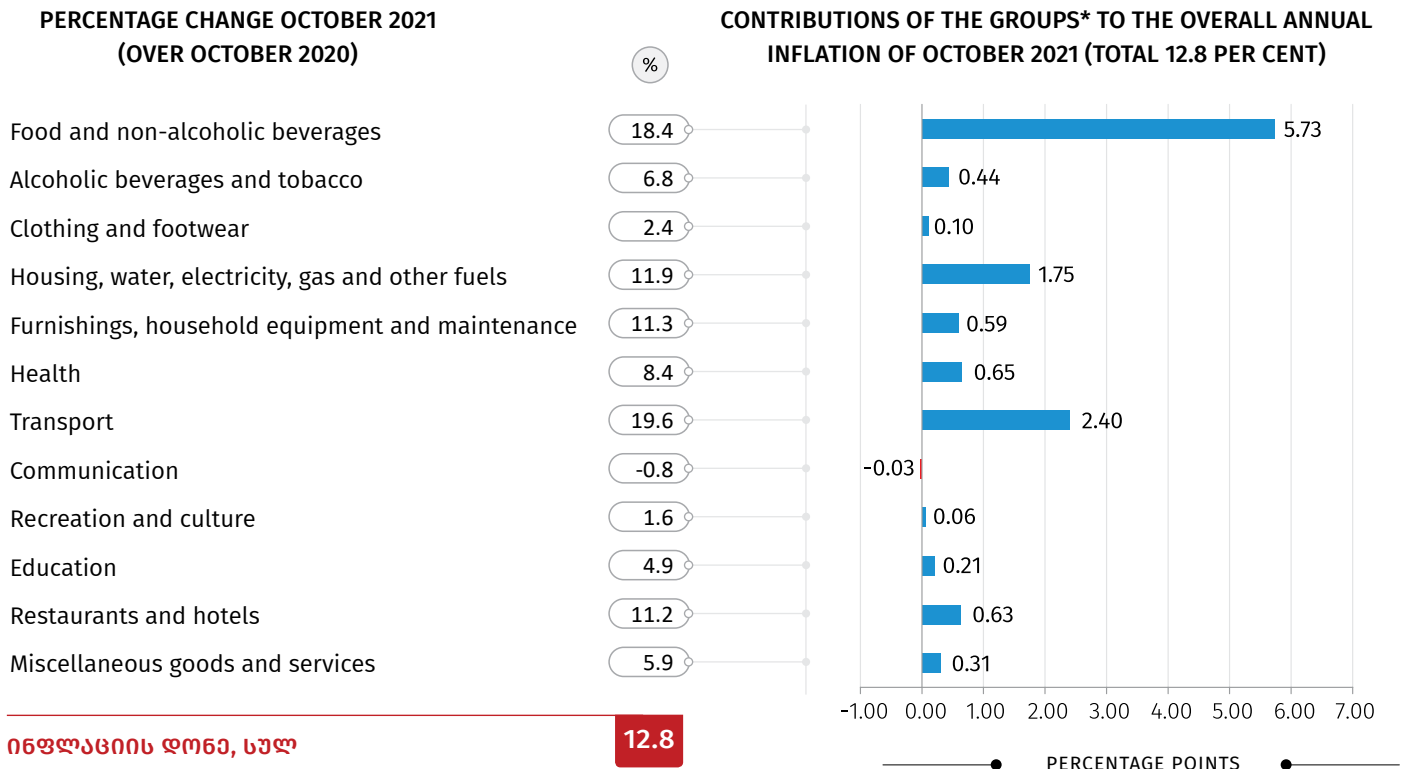
Food and non-alcoholic beverages: the prices for the group increased by 3.0 percent, contributing 0.96 percentage points to the overall monthly index change. The prices were higher for the following subgroups: vegetables (9.0 percent), bread and cereals (5.5 percent), fish (4.2 percent), milk, cheese and eggs (3.6 percent), sugar, jam, honey, chocolate and confectionery (1.2 percent). Along with this, the prices decreased for fruit and grapes (-1.1 percent);

Clothing and footwear: the prices for the group posted a 9.2 percent increase, with the relevant contribution of 0.29 percentage points to the monthly inflation rate. Within the group, the prices were higher for footwear (17.8 percent), as well as clothing (3.7 percent).

The following table shows percentage changes in prices for the commodity groups of the consumer basket, as well as the relevant contributions to the overall annual inflation rate in October 2021.

NATIONAL STATISTICS OFFICE OF GEORGIA

03.11.2021



* Individual contributions may not sum up to the total due to rounding.

The annual inflation rate was mainly influenced by price changes for the following groups:

Food and non-alcoholic beverages: the prices in the group increased by 18.4 percent, contributing 5.73 percentage points to the overall annual inflation rate. Within the group the prices increased for the following subgroups: vegetables (43.0 percent), oils and fats (31.6 percent), bread and cereals (19.4 percent), milk, cheese and eggs (18.2 percent), sugar, jam, honey, chocolate and confectionery (18.0 percent), fish (16.0 percent), mineral waters, soft drinks, fruit and vegetable juices (13.0 percent), meat (11.2 percent), fruit and grapes (9.3 percent), coffee, tea and cocoa (6.4 percent);

Transport: the prices increased by 19.6 percent, contributing 2.4 percentage points to the annual inflation rate. Within the group the prices increased for operation of personal transport equipment (28.9 percent) and transport services (2.8 percent). Along with this, the prices decreased for purchase of vehicles (-1.3 percent);

Housing, water, electricity, gas and other fuels: the prices for the group posted an 11.9 percent

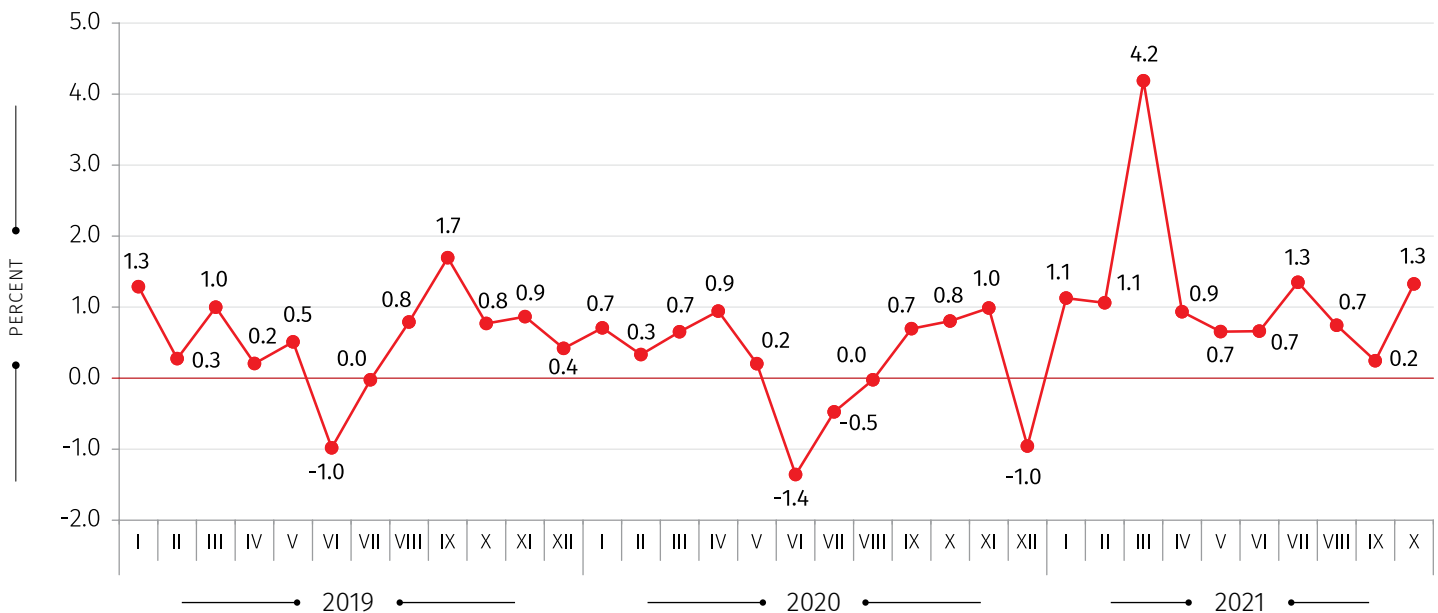
NATIONAL STATISTICS OFFICE OF GEORGIA

03.11.2021

increase, which contributed 1.75 percentage points to the annual inflation rate. The prices were higher for the following subgroups: electricity, gas and other fuels (13.9 percent), maintenance and repair of the dwelling (7.3 percent), water supply and miscellaneous services relating to the dwelling (4.5 percent);

Health: the prices went up by 8.4 percent, contributing 0.65 percentage points to the overall annual inflation rate. The prices increased for medical products, appliances and equipment (12.7 percent), hospital services (5.3 percent) and out-patient services (3.6 percent).

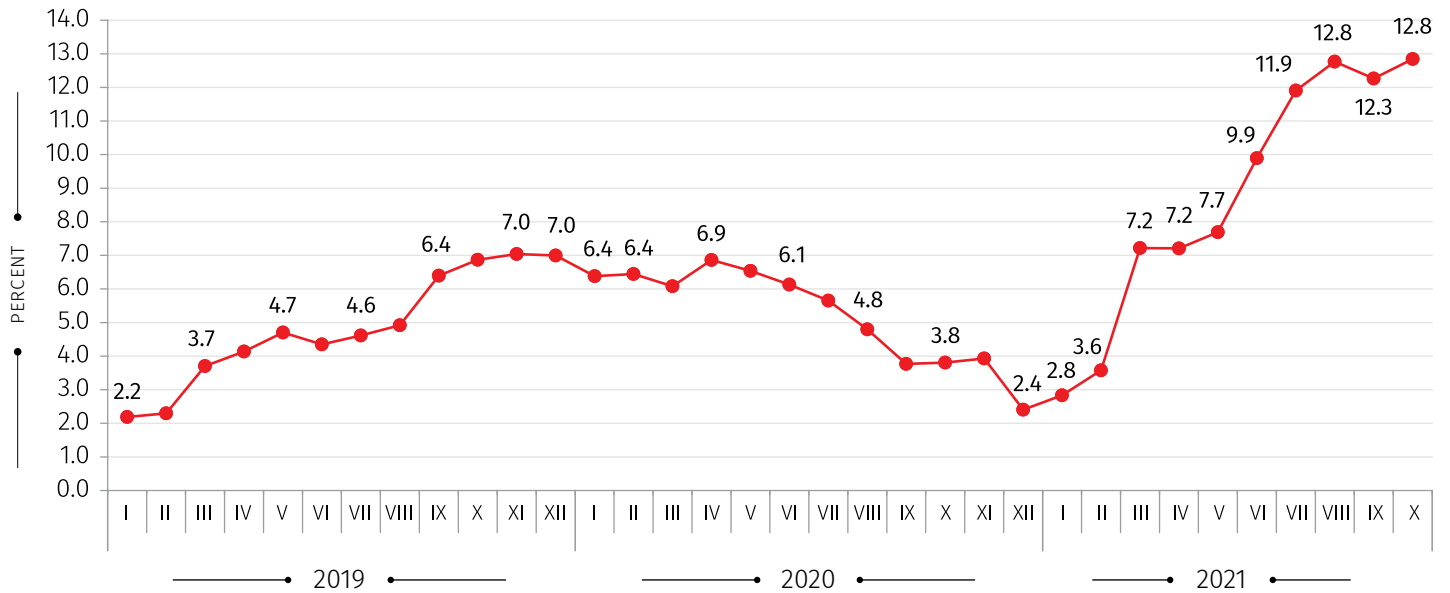
MONTHLY INFLATION



NATIONAL STATISTICS OFFICE OF GEORGIA

03.11.2021

ANNUAL INFLATION RATE IN GEORGIA (YEAR-ON-YEAR CHANGE)

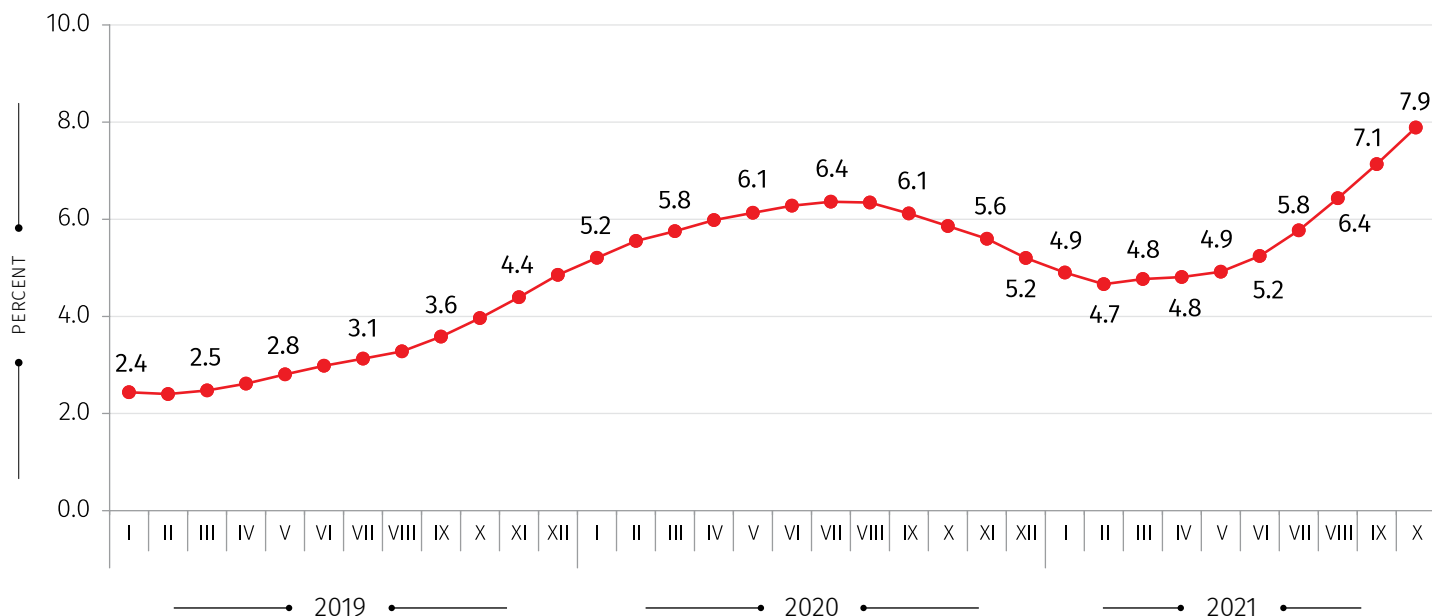


NATIONAL STATISTICS OFFICE OF GEORGIA

03.11.2021

AVERAGE INFLATION RATE

(12 MONTH AVERAGE OVER THE PREVIOUS 12 MONTH AVERAGE, PERCENTAGE CHANGE)



CONTACT PERSON:

Giorgi Tetrauli

Tel.: (+995 32) 236 72 10 (400)

E-mail: gtetrauli@geostat.ge