



National Statistics Office of Georgia

INFLATION RATE IN GEORGIA

2022

JANUARY



03.02.2022

www.geostat.ge

NATIONAL STATISTICS OFFICE OF GEORGIA

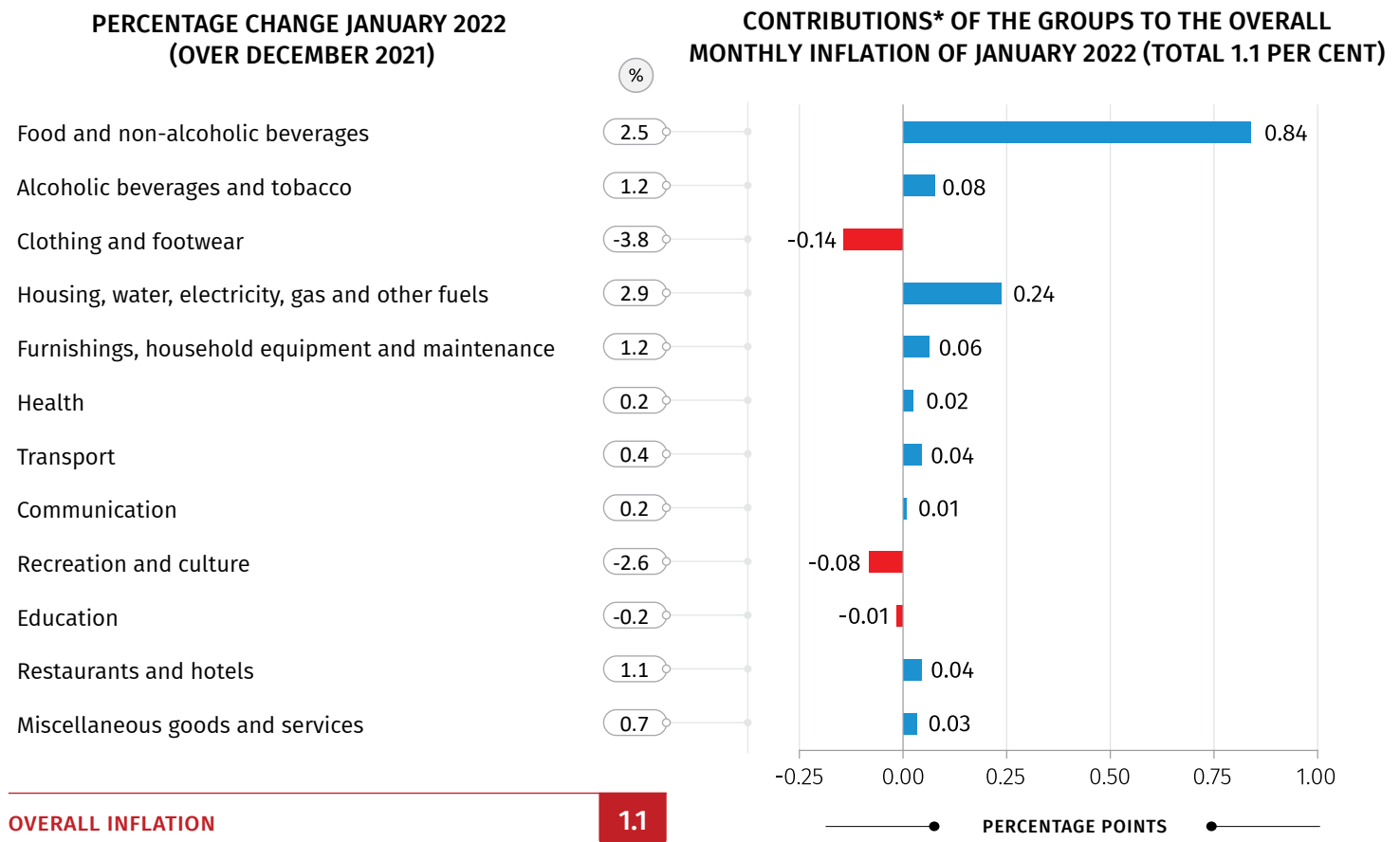
03.02.2022

INFLATION RATE IN GEORGIA, JANUARY 2022

In January 2022 the Consumer Price Index increased by 1.1 percent compared to the previous month, while the annual inflation rate amounted to 13.9 percent.

With regard to the annual core inflation¹, the prices increased by 5.6 percent, while the annual core inflation without tobacco² also amounted to 5.6 percent.

The following table shows percentage changes in prices for the commodity groups of the consumer basket as well as the relevant contributions to the overall monthly inflation rate.



* Individual contributions may not sum up to the total due to rounding.

¹Core inflation is calculated by excluding the following groups of goods and services from the consumer basket: food and non-alcoholic beverages, energy, regulated tariffs, transport (specific tariffs).

²Core Inflation without tobacco is calculated by excluding the following groups of goods and services from the consumer basket: food and non-alcoholic beverages, tobacco; energy, regulated tariffs, transport (specific tariffs).

03.02.2022

The monthly inflation rate was mainly influenced by price changes for the following groups:

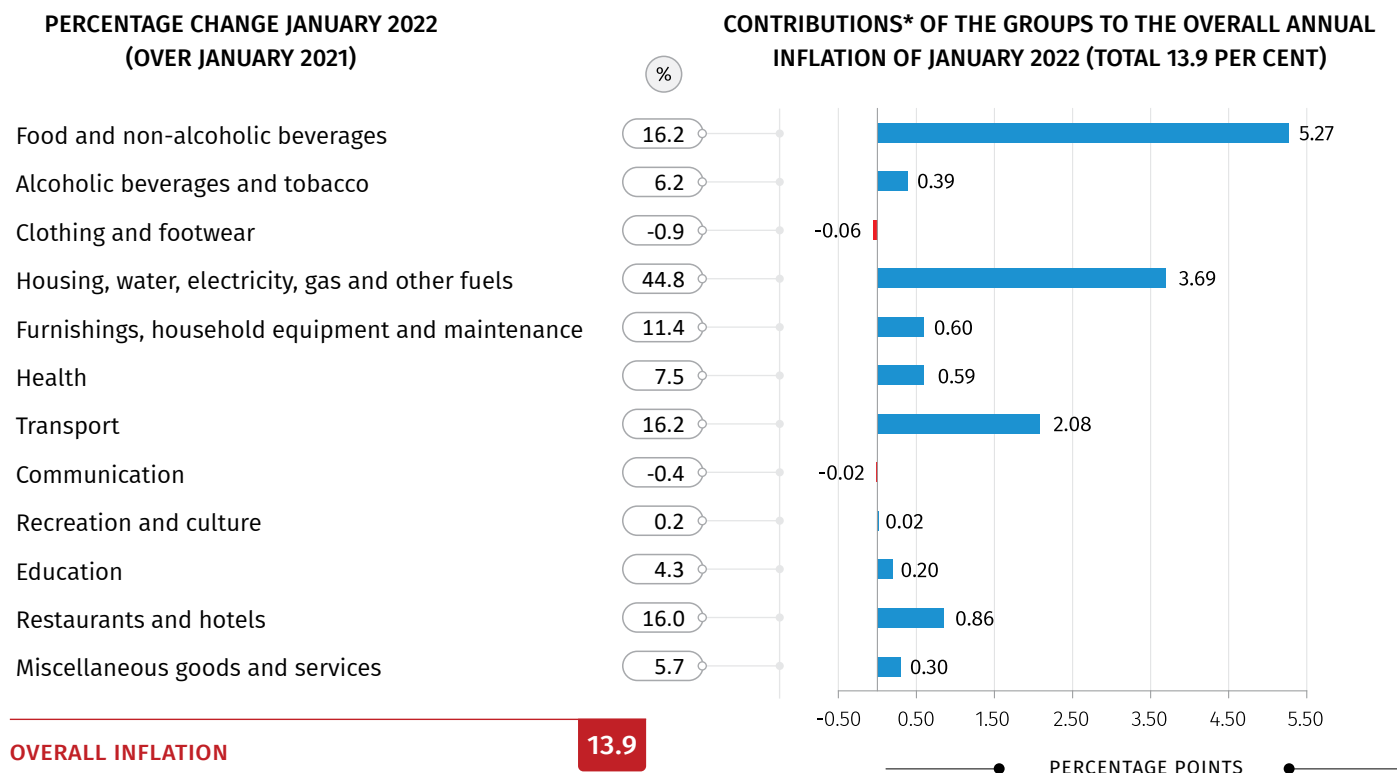
Food and non-alcoholic beverages: the prices for the group increased by 2.5 percent, contributing 0.84 percentage points to the overall monthly index change. The prices were higher for the following subgroups: vegetables (8.4 percent), fruit and grapes (7.4 percent), mineral waters, soft drinks, fruit and vegetable juices (4.1 percent), milk, cheese and eggs (3.2 percent), coffee, tea and cocoa (1.4 percent), fish (1.2 percent), meat (1.1 percent);

Housing, water, electricity, gas and other fuels: the prices for the group posted a 2.9 percent increase, which contributed 0.24 percentage points to the inflation rate. The prices were higher for the following subgroups: electricity, gas and other fuels (4.4 percent), maintenance and repair of the dwelling (0.8 percent);

Clothing and footwear: the prices for the group decreased by 3.8 percent, with the relevant contribution of -0.14 percentage points to the monthly inflation rate. Within the group, the prices were lower for both footwear (-3.7 percent) and clothing (-3.7 percent).

The following table shows percentage changes in prices for the commodity groups of the consumer basket, as well as the relevant contributions to the overall annual inflation rate in January 2022.

03.02.2022



* Individual contributions may not sum up to the total due to rounding.

The annual inflation rate was mainly influenced by price changes for the following groups:

Food and non-alcoholic beverages: the prices in the group increased by 16.2 percent, contributing 5.27 percentage points to the overall annual inflation rate. Within the group the prices increased for the following subgroups: vegetables (23.3 percent), bread and cereals (20.5 percent), oils and fats (19.6 percent), mineral waters, soft drinks, fruit and vegetable juices (18.3 percent), sugar, jam, honey, chocolate and confectionery (18.2 percent), fish (16.6 percent), milk, cheese and eggs (14.4 percent), fruit and grapes (13.7 percent), meat (11.9 percent), coffee, tea and cocoa (7.8 percent);

Housing, water, electricity, gas and other fuels: the prices for the group posted a 44.8 percent increase, which contributed 3.69 percentage points to the annual inflation rate³. The prices were higher for the following subgroups: electricity, gas and other fuels (68.0 percent), water supply and miscellaneous services relating to the dwelling (58.0 percent), maintenance and repair of the dwelling (8.7 percent). In the same period prices were lower for actual rentals for housing (-3.1 percent);

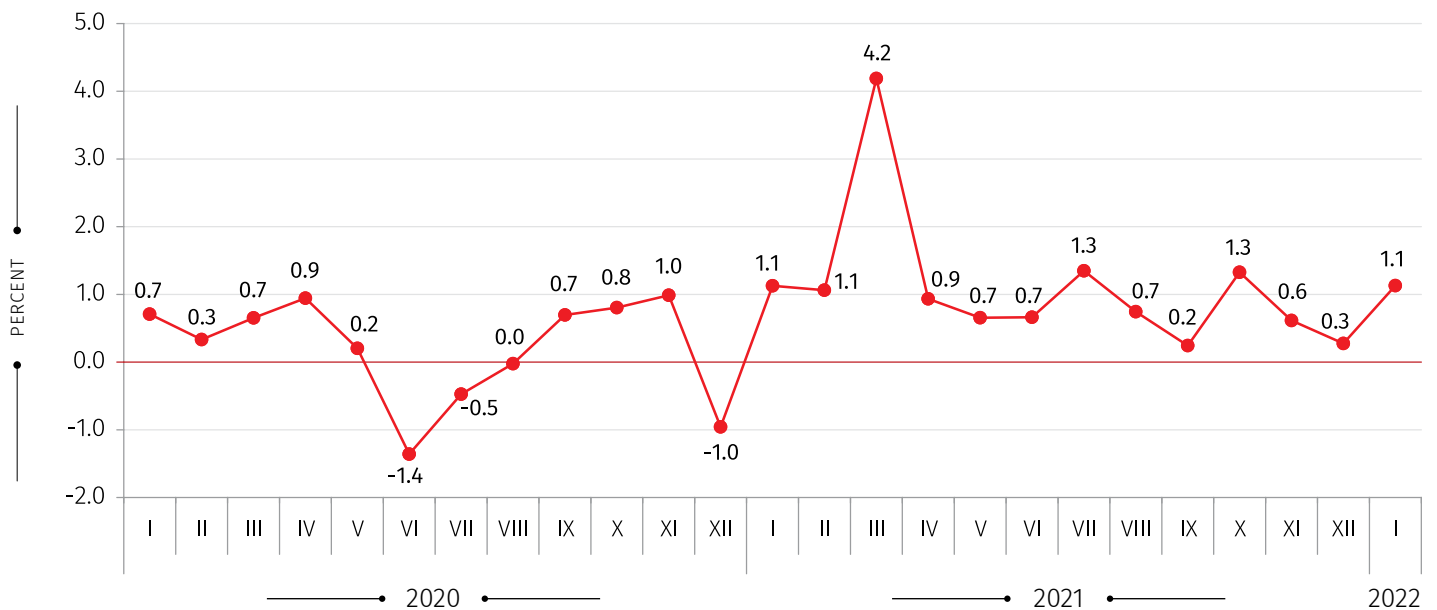
³ Utility tariffs in January 2022 are compared to subsidized tariffs in January 2021, which results in a relatively high growth rate.

NATIONAL STATISTICS OFFICE OF GEORGIA

03.02.2022

Transport: the prices increased by 16.2 percent, contributing 2.08 percentage points to the annual inflation rate. Within the group the prices increased for operation of personal transport equipment (23.3 percent).

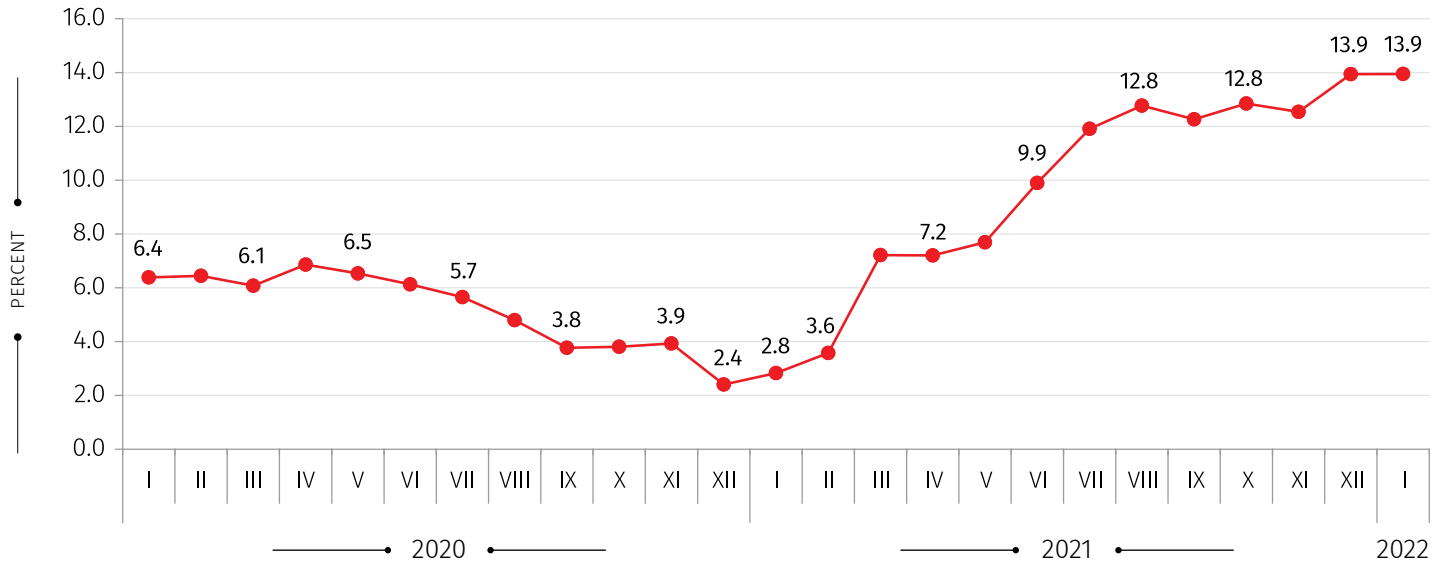
MONTHLY INFLATION



NATIONAL STATISTICS OFFICE OF GEORGIA

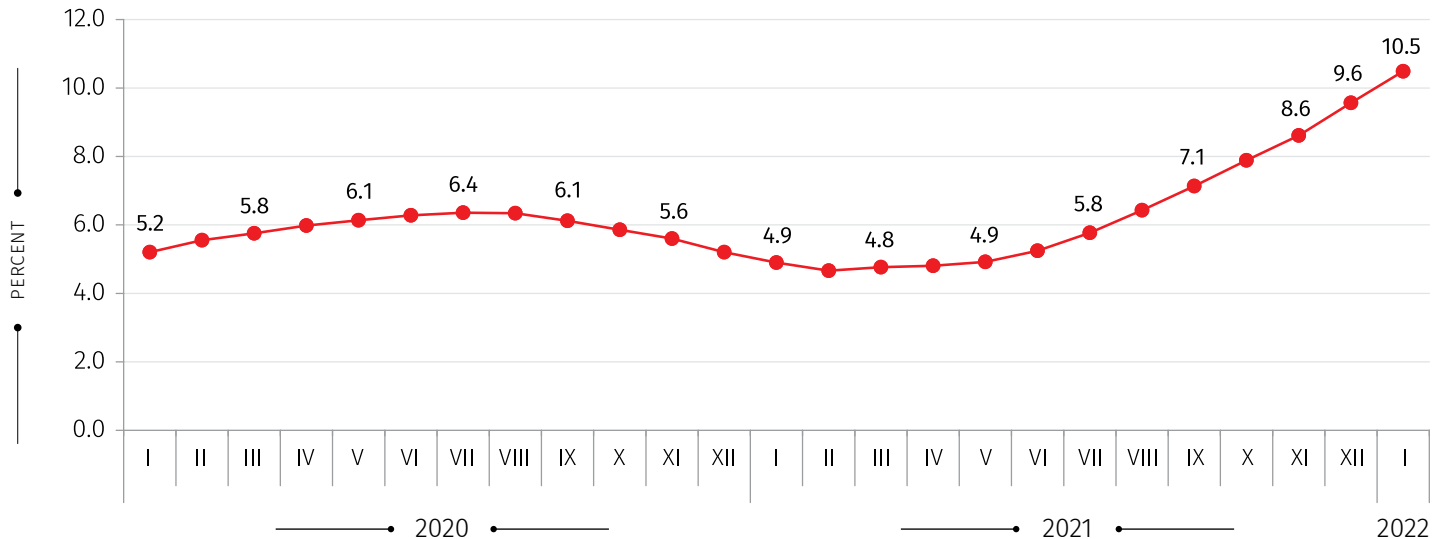
03.02.2022

ANNUAL INFLATION RATE IN GEORGIA (YEAR-ON-YEAR CHANGE)



AVERAGE INFLATION RATE

(12 MONTH AVERAGE OVER THE PREVIOUS 12 MONTH AVERAGE, PERCENTAGE CHANGE)



CONTACT PERSONS:

Giorgi Tetrauli
Tel.: (+995 32) 236 72 10 (400)
E-mail: gtetrauli@geostat.ge

Mariam Kavelashvili
Tel.: (+995 32) 236 72 10 (020).
E-mail: mkavelasvili@geostat.ge