



National Statistics Office of Georgia

INDICATORS OF SOCIAL PROTECTION 2021



11.02.2022

www.geostat.ge

11.02.2022

INDICATORS OF SOCIAL PROTECTION

(2021)

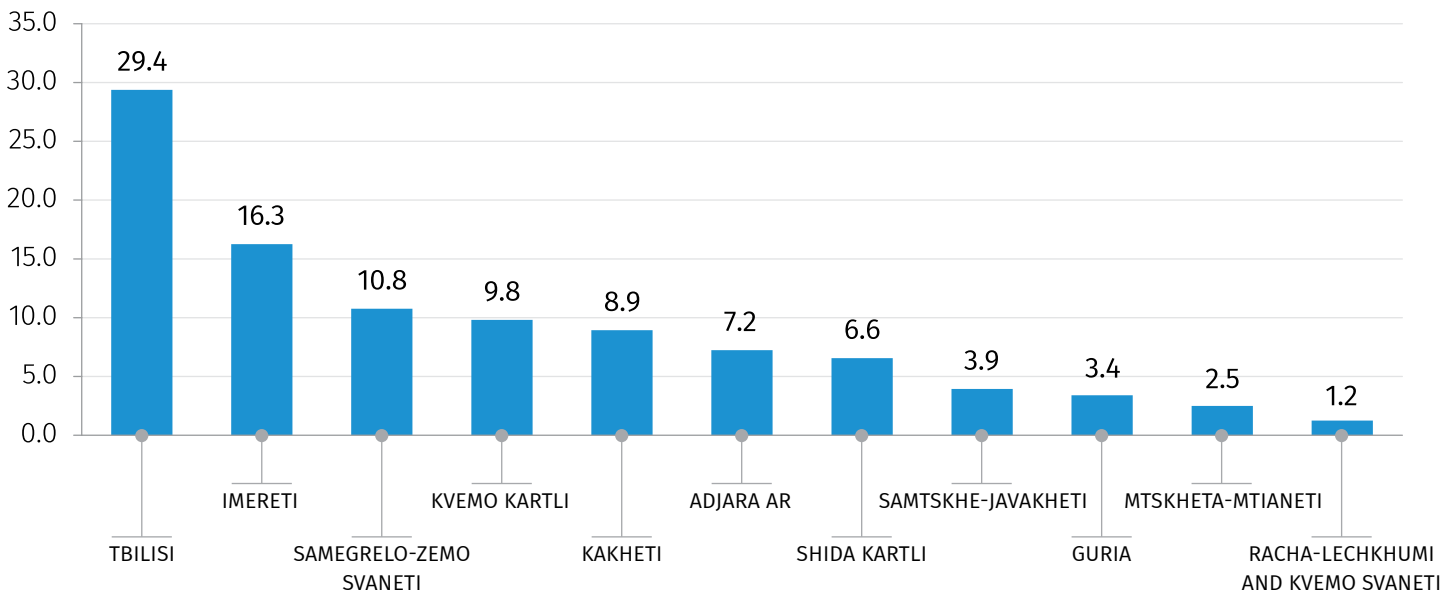
In 2021, the number of persons receiving pension and social package was 971 648 in Georgia. 793 751 were persons receiving old age pensions, out of which 71.5 percent were women and 28.5 percent were men. Considering regional distribution 29.4 percent of persons receiving pension are from Tbilisi, 16.3 percent from Imereti, 10.8 - percent from Samegrelo-Zemo Svaneti, 9.8 percent from Kvemo Kartli, 8.9 percent from Kakheti and 24.8 percent from other regions.

The chart below presents the distribution of persons receiving pension by regions in 2021.

CHART №1

DISTRIBUTION OF PERSONS RECEIVING PENSION BY REGIONS

(%)



NATIONAL STATISTICS OFFICE OF GEORGIA

11.02.2022

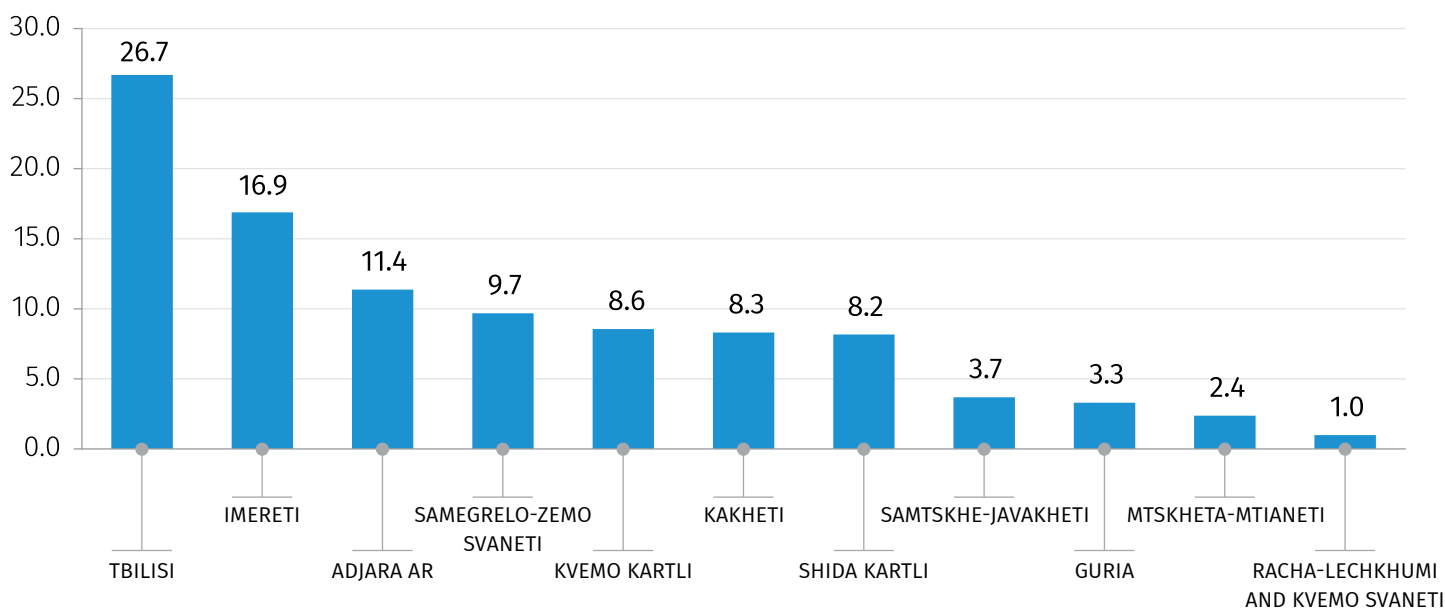
The total number of persons receiving social package made up 177 897, out of which 34.7 percent are women and 65.3 percent – men. Among the persons receiving social package 71.9 percent are persons with disabilities, 12.4 percent are survivor's persons, 9.9 percent are war participants, 5.5 percent - state compensation receivers, and 0.3 percent – others.

Considering regional distribution, 26.7 percent of persons receiving social package are from Tbilisi, 16.9 percent from Imereti, 11.4 percent from Adjara AR, 9.7 percent - Samegrelo-Zemo Svaneti and 35.3 percent from other regions.

The chart below presents the distribution of the persons receiving social package by regions in 2021.

CHART №2

DISTRIBUTION OF PERSONS RECEIVING SOCIAL PACKAGE BY REGIONS
(%)



11.02.2022

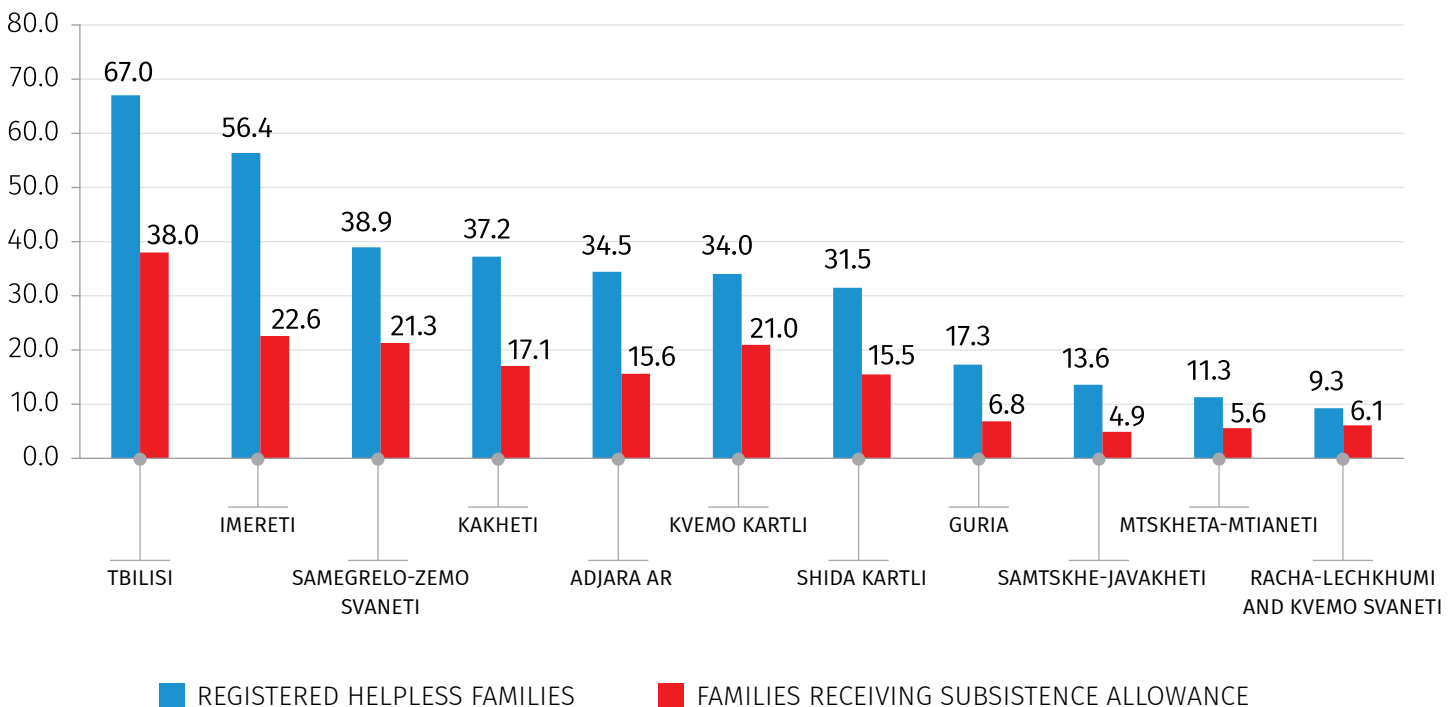
In 2021, the number of families registered in the database of social programs amounted to 350 959 while the number of families receiving subsistence allowance - 174 379.

The highest number of registered families was registered in Tbilisi - amounted to 67.0 thousands, while the number of household allowance recipients was 38.0 thousands.

The chart below presents the number of registered families and the families receiving subsistence allowance in 2021.

CHART №3

**NUMBER OF FAMILIES REGISTERED AND RECEIVING SUBSISTENCE ALLOWANCE
(THSD)**



Source: Ministry of Internally Displaced Persons from the Occupied Territories, Labour, Health and Social Affairs of Georgia.

CONTACT PERSONS:

Vasil Tsakadze, Tel.: (+995 32) 236 72 10 (600). E-mail: vtsakadze@geostat.ge

Mariam Kavelashvili, Tel.: (+995 32) 236 72 10 (020). E-mail: mkavelashvili@geostat.ge