

NATIONAL STATISTICS OFFICE OF GEORGIA

INBOUND TOURISM STATISTICS IN GEORGIA

I QUARTER 2022



NATIONAL STATISTICS OFFICE OF GEORGIA

16.05.2022

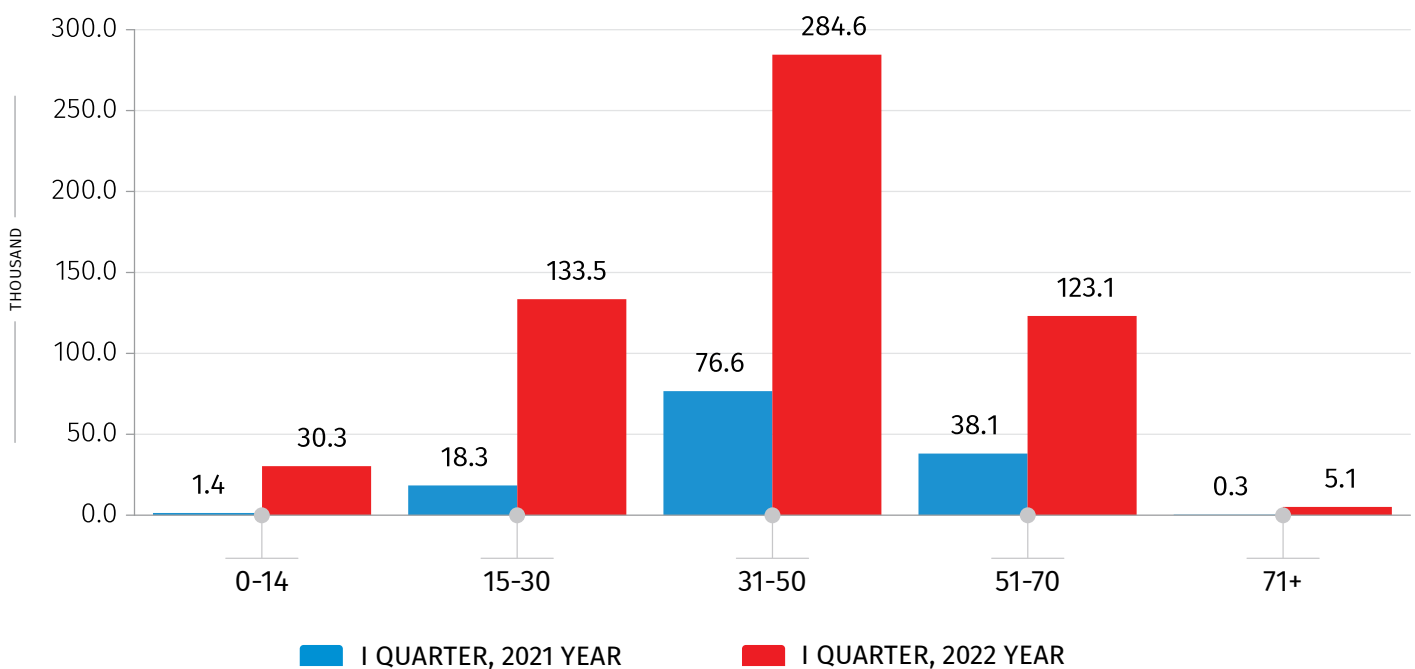
INBOUND TOURISM STATISTICS

(I QUARTER, 2022 YEAR)

In the I quarter of 2022, the number of arrivals of international non-resident travellers¹ in the territory of Georgia equaled 576.5 thousand, which is 4.3 times higher compared to the data from the same period of previous year. Most of the incomes, 49.4 percent, were made by travellers of 31-50 age groups.

CHART №1

DISTRIBUTION OF ARRIVALS OF INTERNATIONAL NON-RESIDENT TRAVELLERS BY AGE GROUPS IN I QUARTERS OF 2021-2022 YEARS



The number of visits by international visitors from above-mentioned number made up 517.3 thousand, which is 4 times higher compared to the data from the same period of 2021.

¹According to the World Tourism Organization, a **traveller** is someone who moves between different geographic locations, for any purpose and any duration.

²**Visit** is a movement of visitors

³**Visitor** is a traveler aged 15 or above, non-resident of Georgia, took a trip outside his/her usual environment to Georgia for less than a year (except following categories: employment, diplomatic or consular officers accredited to Georgia, Armed Forces servants and their dependants and persons who frequently cross borders).

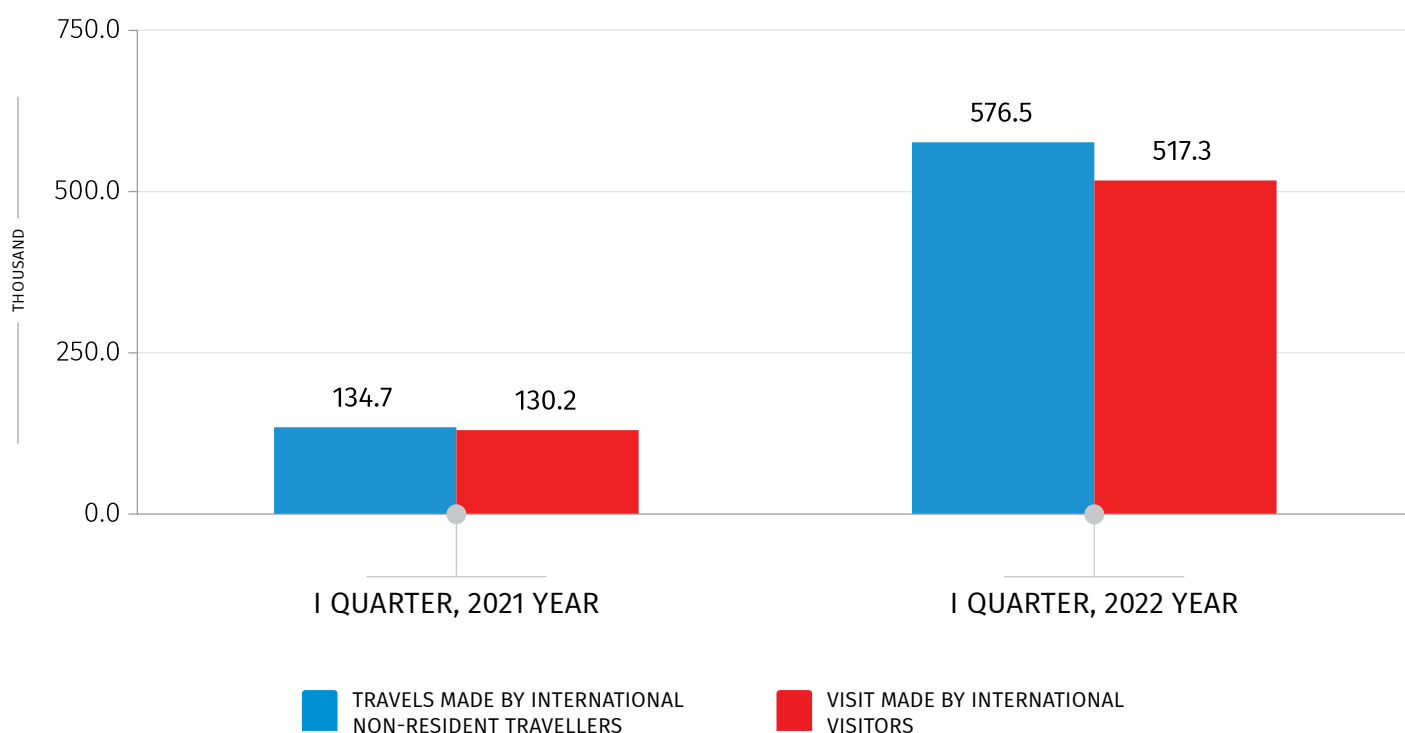
NATIONAL STATISTICS OFFICE OF GEORGIA

16.05.2022

The chart below illustrates the number of travels made by international non-resident travellers and visits made by international visitors in the I quarters of 2021-2022.

CHART №2

NUMBER OF TRAVELS MADE BY INTERNATIONAL NON-RESIDENT TRAVELLERS AND VISITS MADE BY INTERNATIONAL VISITORS IN I QUARTERS OF 2021-2022 YEARS



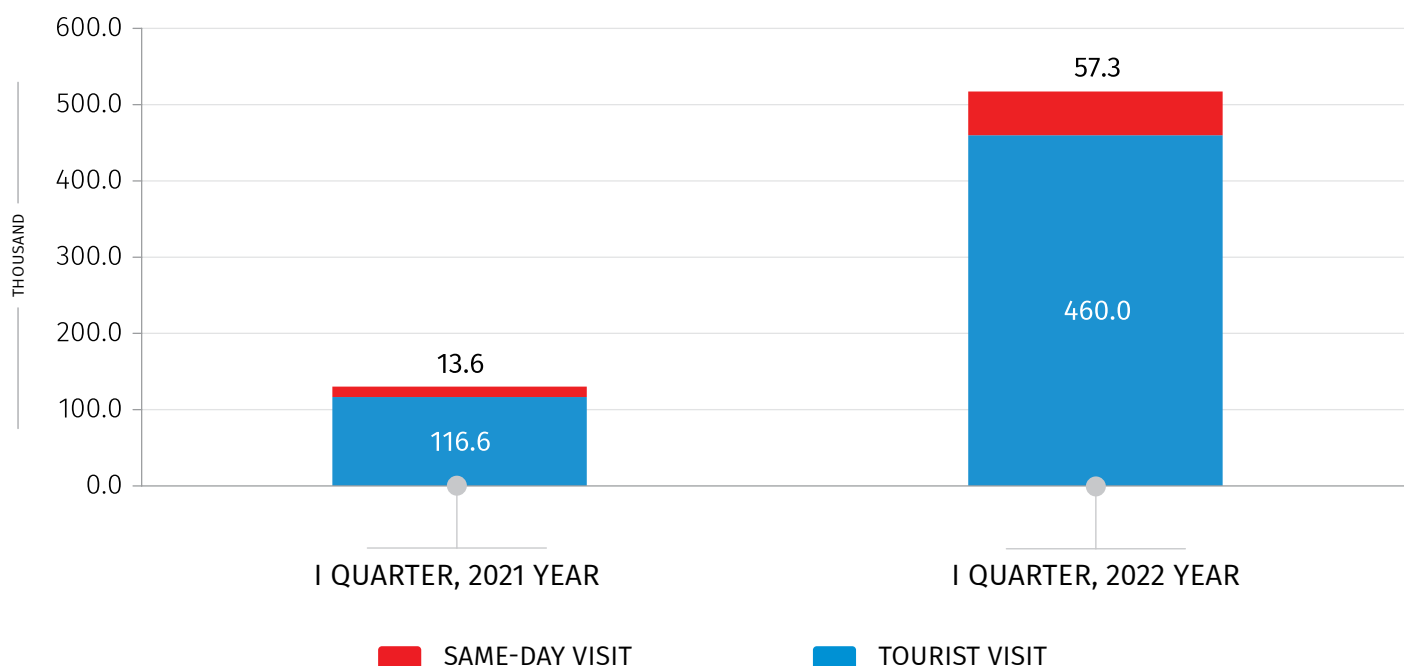
In the I quarter of 2022 the number of international visitors equaled to 431.3 thousand that is 4.8 times higher compared to the data from the same period of previous year.

In the reporting period, international visitors have made 460.0 thousand tourist-type visits, which is 3.9 times higher compared to the data from the same period of previous year. The chart below shows the distribution of visits made by international visitors by the type of visit.

16.05.2022

CHART №3

DISTRIBUTION OF VISITS MADE BY INBOUND VISITORS BY THE TYPE OF VISIT IN I QUARTERS OF 2021-2022 YEARS



89.6 percent of international visitors were only tourists⁴. The share of excursionists⁵ amounted to 7.2 percent, while 3.2 percent of visitors were both tourists and same-day visitors.

TABLE №1

DISTRIBUTION OF INBOUND VISITORS BY THE TYPE OF VISITOR IN I QUARTER, 2022, THOUSAND

	I QUARTER, 2021 YEAR	I QUARTER, 2022 YEAR
Only Tourist	79.2	386.5
Only Same-day Visitor	3.6	31.0
Both	7.2	13.8
TOTAL	90.0	431.3

⁴ **Tourist** is a visitor whose trip includes an overnight stay in Georgia.

⁵ **Excursionist (same-day visitor)** is a visitor whose trip does not include an overnight stay in Georgia.

NATIONAL STATISTICS OFFICE OF GEORGIA

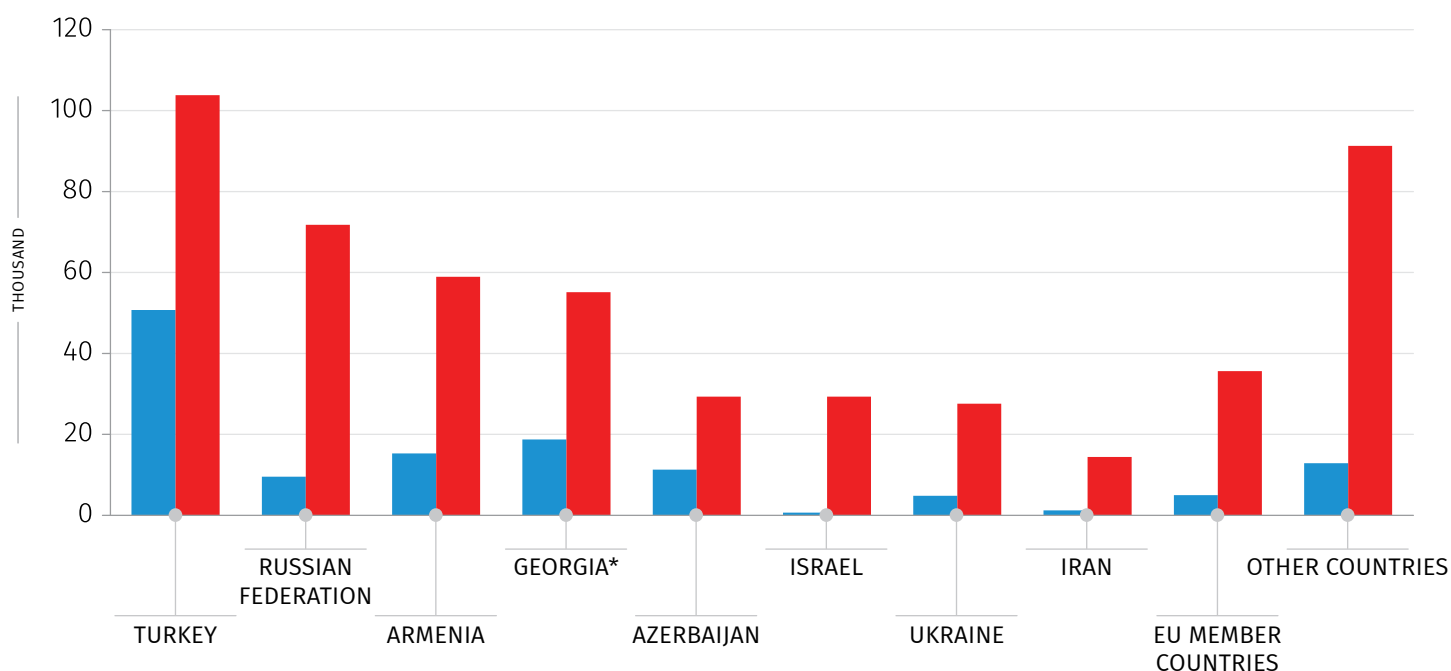
16.05.2022

In I quarter of 2022 the largest number of visitors (66.8 thousand visitors) was from Turkey, which amounts to 15.5 percent of total number of visitors and is 126.9 percent higher compared to I quarter of 2021.

The largest number of visits (103.8 thousand) comes on the citizens of Turkey, which is 104.7 percent higher compared to I quarter of 2021.

CHART №4

DISTRIBUTION OF VISITS BY THE INBOUND VISITORS' COUNTRY OF CITIZENSHIP IN IV QUARTERS OF 2021-2022 YEARS



*Georgian citizens who remain the residents of other country

NATIONAL STATISTICS OFFICE OF GEORGIA

16.05.2022

The majority of visitors (50.5 percent) belonged to the age group of 31-50 years. The number of women equaled to 33.6 percent of the total number of visitors.

CHART №5

**DISTRIBUTION OF INBOUND VISITORS IN GEORGIA
BY THE AGE GROUPS IN I QUARTER, 2022**

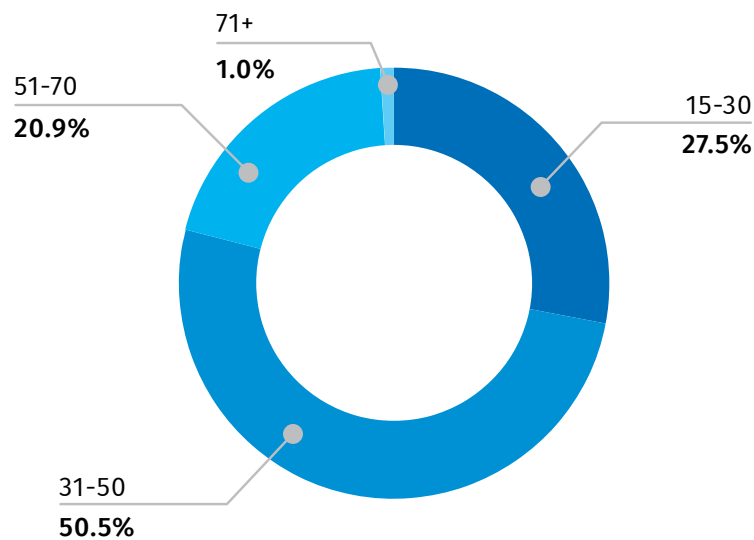


TABLE №2

**DISTRIBUTION OF INBOUND VISITORS IN GEORGIA
BY GENDER IN I QUARTER, 2022, THOUSAND**

	NUMBER OF VISITORS	%
Male	286.5	66.4
Female	144.8	33.6
TOTAL	431.3	100.0

NATIONAL STATISTICS OFFICE OF GEORGIA

16.05.2022

In I quarter of 2022, the purpose of the majority of visits (49.9 percent) was holiday, leisure and recreation.

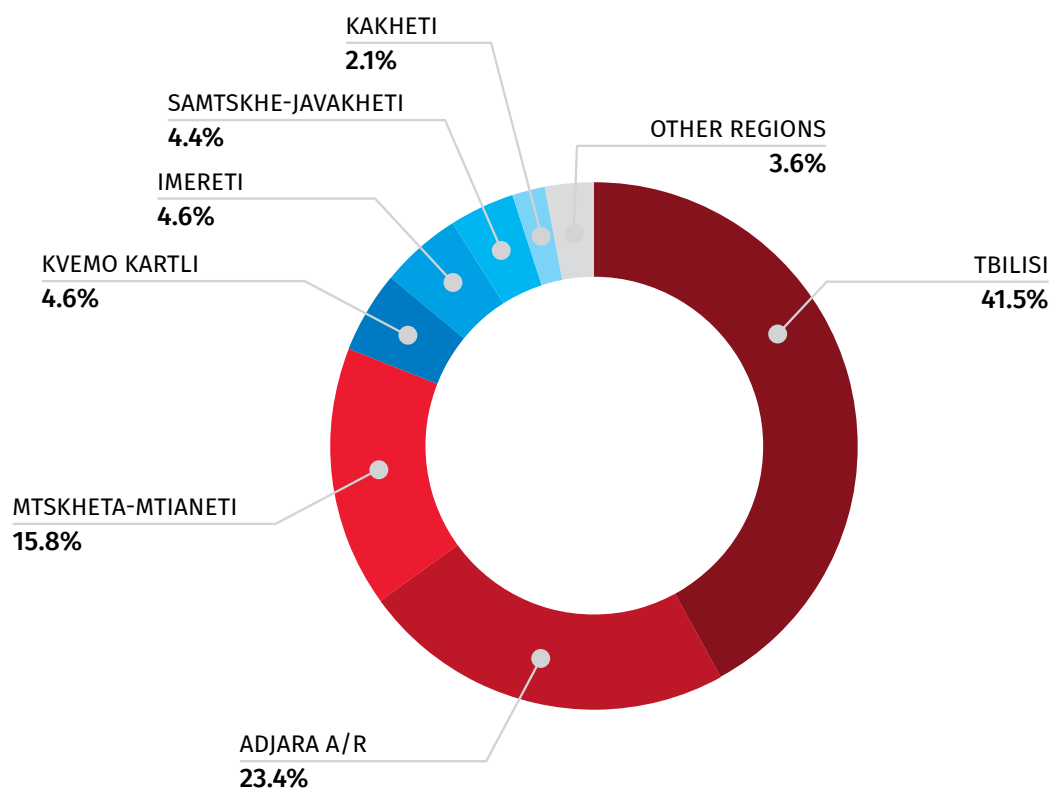
TABLE №3

DISTRIBUTION OF VISITS MADE BY INBOUND VISITORS BY THE MAIN PURPOSE OF THE VISIT IN I QUARTER, 2022, THOUSAND

	NUMBER OF VISITS	%
Holiday, Leisure, Recreation	258.21	49.9
Visiting friends/relatives	151.74	29.3
Transit to other country	45.28	8.8
Business or Professional	39.71	7.7
Shopping	11.07	2.1
Health and Medical Care	3.64	0.7
Other	7.65	1.5
TOTAL	517.3	100.0

The majority of visits comes on Tbilisi and Adjara A/R, 307.8 thousands and 173.2 thousands accordingly. The chart below illustrates the distribution of visits by the visited regions.

DISTRIBUTION OF VISITS MADE BY INBOUND VISITORS BY THE VISITED REGIONS IN I QUARTER, 2022



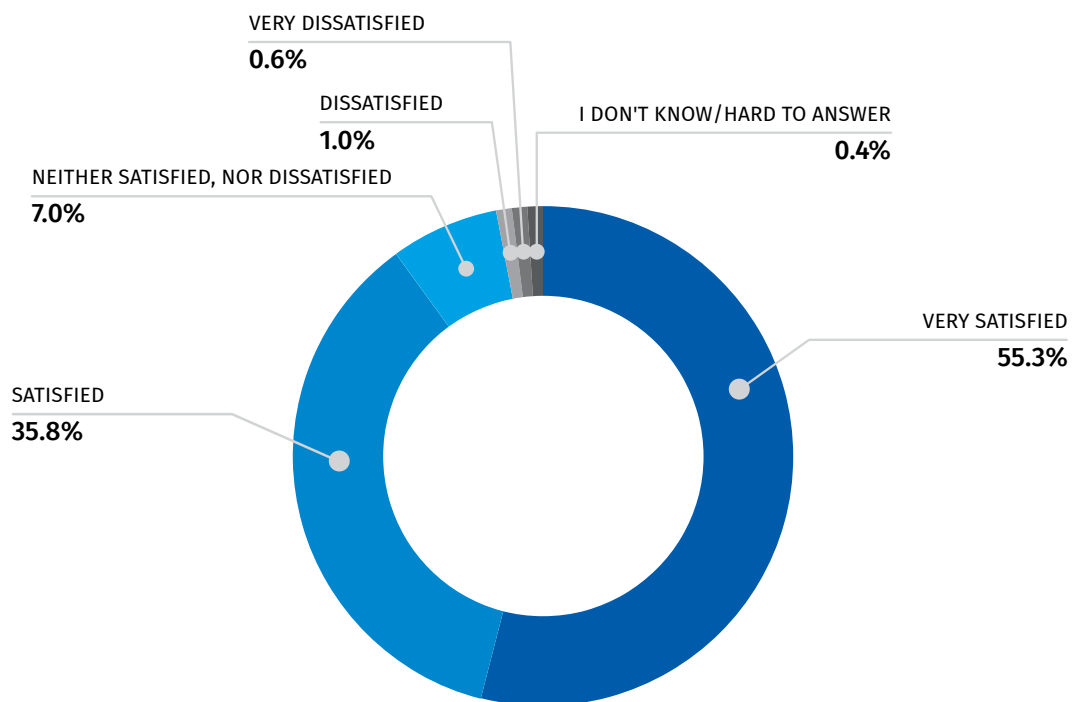
In I quarter of 2022 the average number of nights spent during the visits equaled to 6.5 nights.

74.9 percent of visits was repeating visit. The chart below shows the distribution of visits by the level of satisfaction in I quarter of 2022.

16.05.2022

CHART №7

**DISTRIBUTION OF VISITS MADE BY INBOUND VISITORS
BY THE LEVEL OF SATISFACTION IN I QUARTER, 2022**



NATIONAL STATISTICS OFFICE OF GEORGIA

16.05.2022

The expenditures during the visits made in I quarter of 2022 equaled to 1.4 billion GEL. Average expenditure on the visit equals 2 777.8 GEL.

TABLE №4

DISTRIBUTION OF INBOUND VISITORS' EXPENDITURE BY THE EXPENDITURE CATEGORIES IN I QUARTER, 2022

	EXPENDITURE (MLN. GEL)	%	AVERAGE EXPENDITURE PER VISIT (GEL)
Foods and drinks	575.6	40.1	1 112.7
Accommodation	309.3	21.5	597.8
Shopping	241.0	16.8	465.8
Holiday, leisure, recreation, cultural and sporting activities	225.3	15.7	435.5
Local transport	73.7	5.1	142.5
Other expenditure	12.1	0.8	23.4
TOTAL EXPENDITURE	1 436.9	100.0	2 777.8

NOTICE: The discrepancy between the totals and the sum in some cases can be explained by using rounded data.

National Statistics Office of Georgia

CONTACT PERSONS:

Alexandre Arabuli Tel.: 2 36 72 10 (200), E-mail: aarabuli@geostat.ge

Mariam Kavelashvili Tel.: 2 36 72 10 (020), E-mail: mkavelashvili@geostat.ge