

NATIONAL STATISTICS OFFICE OF GEORGIA

CULTURE STATISTICS 2021



15.06.2022

CULTURE STATISTICS

2021

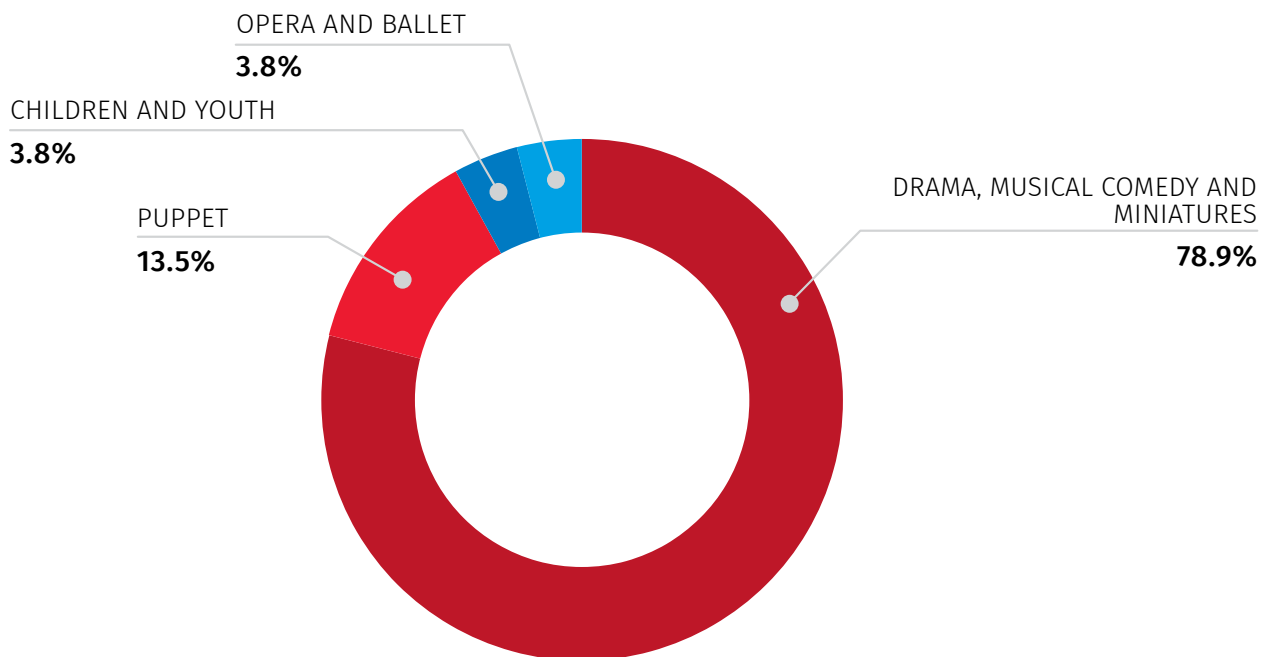
STATISTICAL SURVEY OF THEATRES

In 2021, 52 professional theatres were operated in Georgia, of which 2 were Opera and Ballet, 41 - Drama, Musical Comedy and Miniatures, 2 - Children's and Youth and 7 - Puppet theatres. More than half of the theaters (51.9 percent) are located in Tbilisi, 15.4 percent in Imereti, and 32.7 percent in other regions.

The chart below presents the distribution of professional theatres by theatre type, in 2021.

CHART №1

DISTRIBUTION OF THEATRES BY THEATRE TYPE IN 2021



In 2021, the number of events held in the country amounted to 1.9 thousand, of which the number of offsite events amounted to 119. The number of events held abroad amounted to 27, in which 203 persons were participated.

NATIONAL STATISTICS OFFICE OF GEORGIA

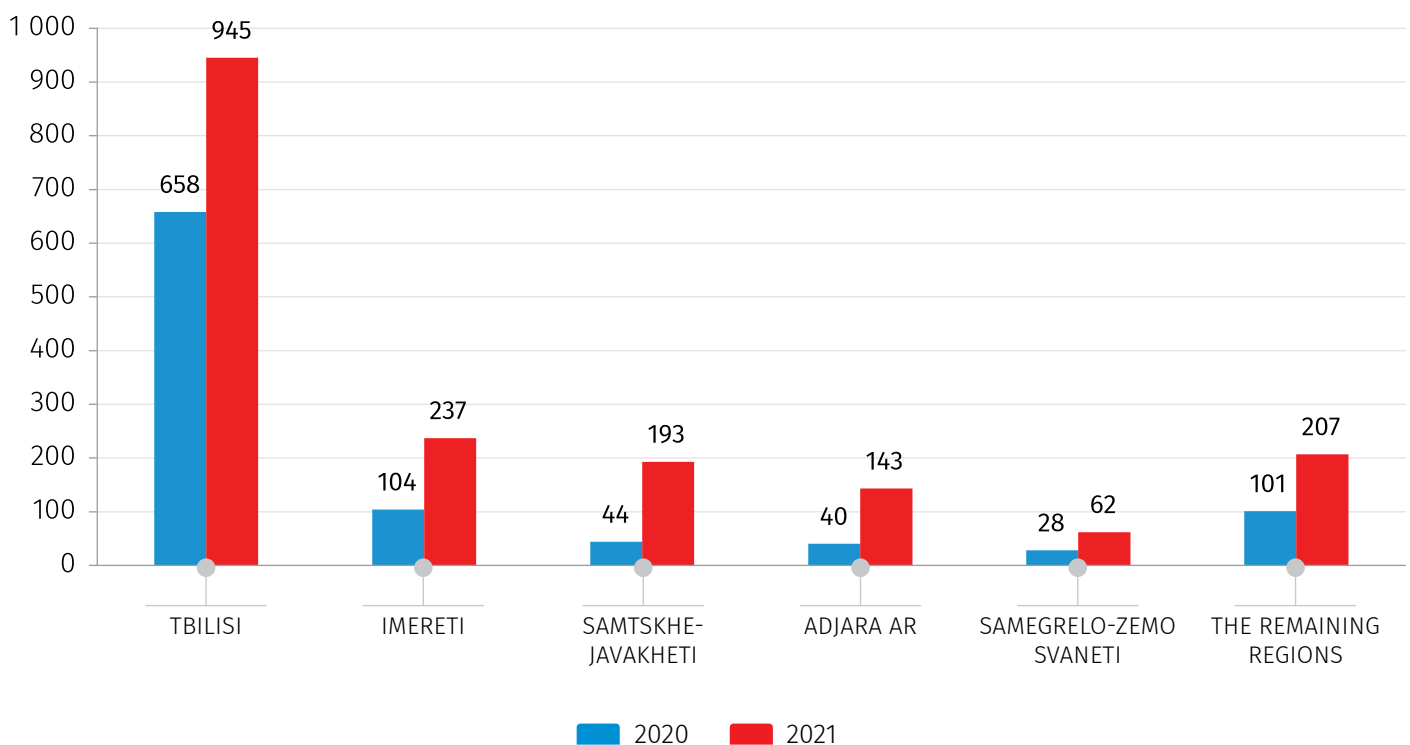
15.06.2022

The number of performances in 2021 increased by 83.3 percent compared to the previous year and amounted to 1 787. More than half of the performances (52.9 percent) were held in Tbilisi.

The chart below presents the number of performances by regions in 2020-2021.

CHART №2

NUMBER OF PERFORMANCES BY REGIONS IN 2020-2021
(UNIT)



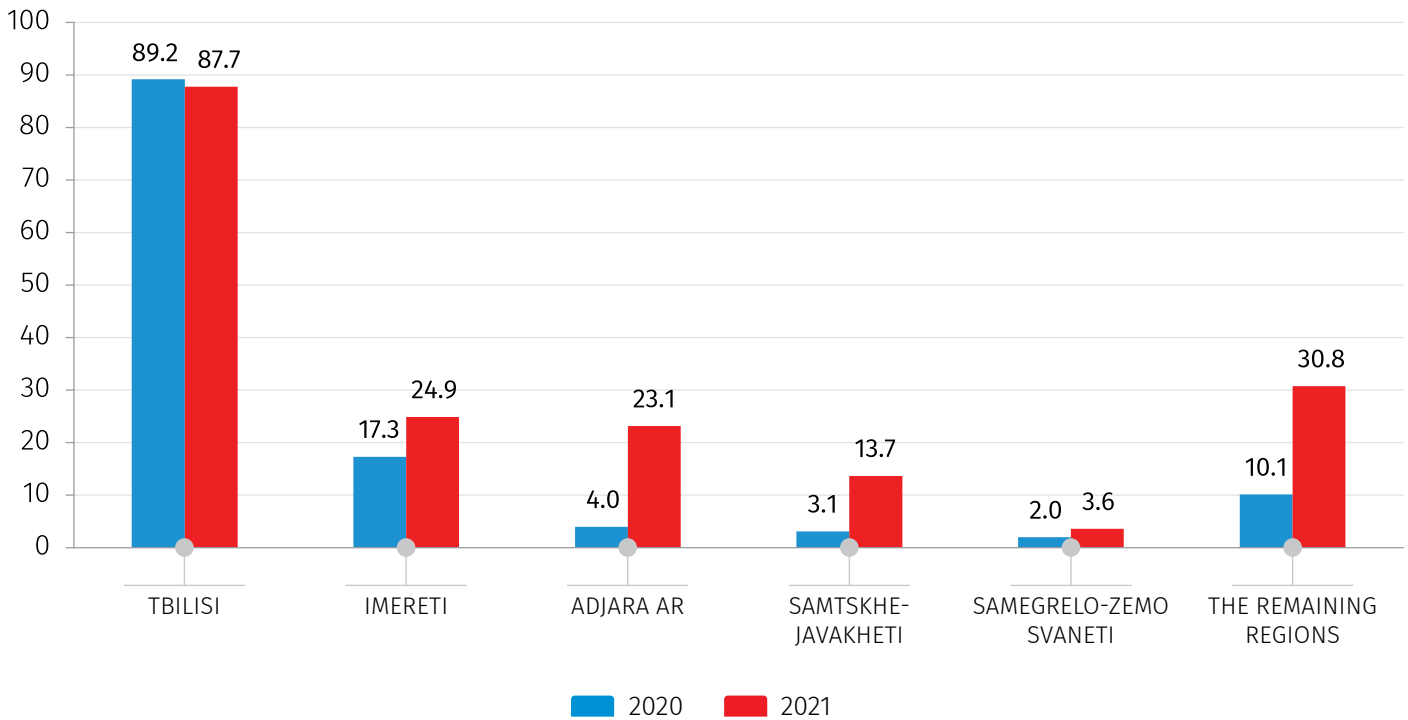
In 2021, compared to the previous year, the total number of attendants, increased by 46.3 percent and amounted to 183.8 thousand. The average number of attendants per performance equaled to 103 persons. The highest attendance rate was in Tbilisi (47.7 percent), followed by Imereti (13.5 percent).

The chart below presents the number of attendants by regions in 2020-2021.

15.06.2022

CHART №3

NUMBER OF ATTENDANTS BY REGIONS IN 2020-2021
(THOUSAND PERSONS)

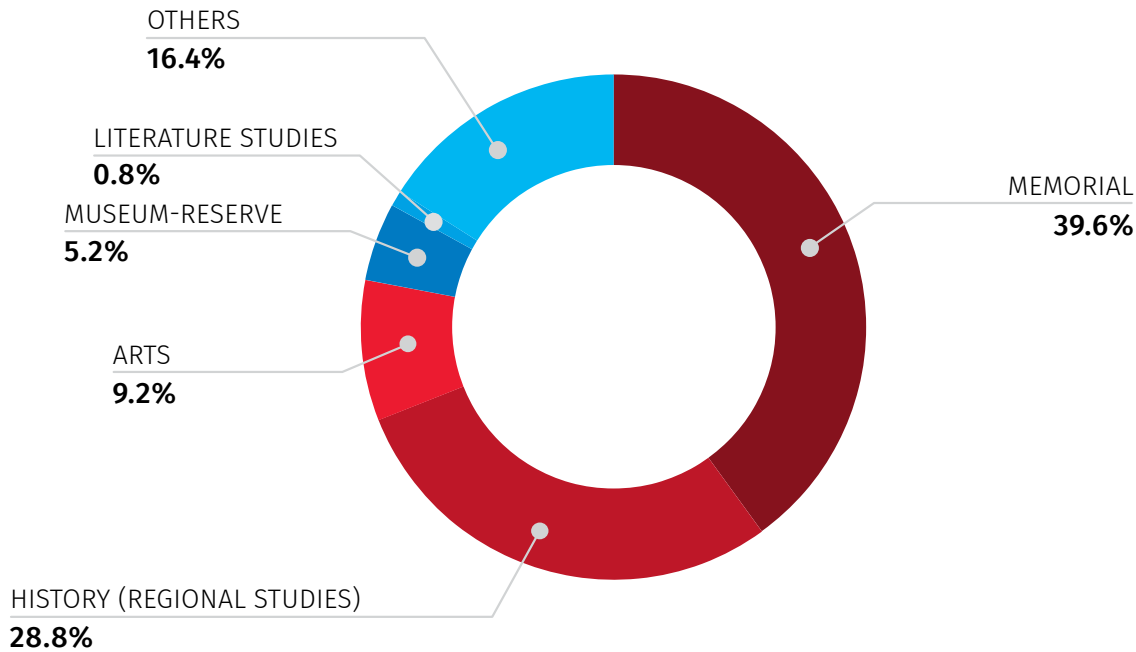


In 2021, 250 museums and museum reserves were operated in Georgia, of which 99 were memorial, 72 - history (regional studies), 23 - arts, 13 - museum-reserve, 2 – literature studies, and 41 – other types of museums.

The chart below presents the distribution of museums and museum reserves by type in 2021.

CHART №4

DISTRIBUTION OF MUSEUMS AND MUSEUM RESERVES IN 2021



In 2021, most museums were operated in Tbilisi (23.2 percent), followed by Imereti (14.8 percent) and Kakheti (14.0 percent).

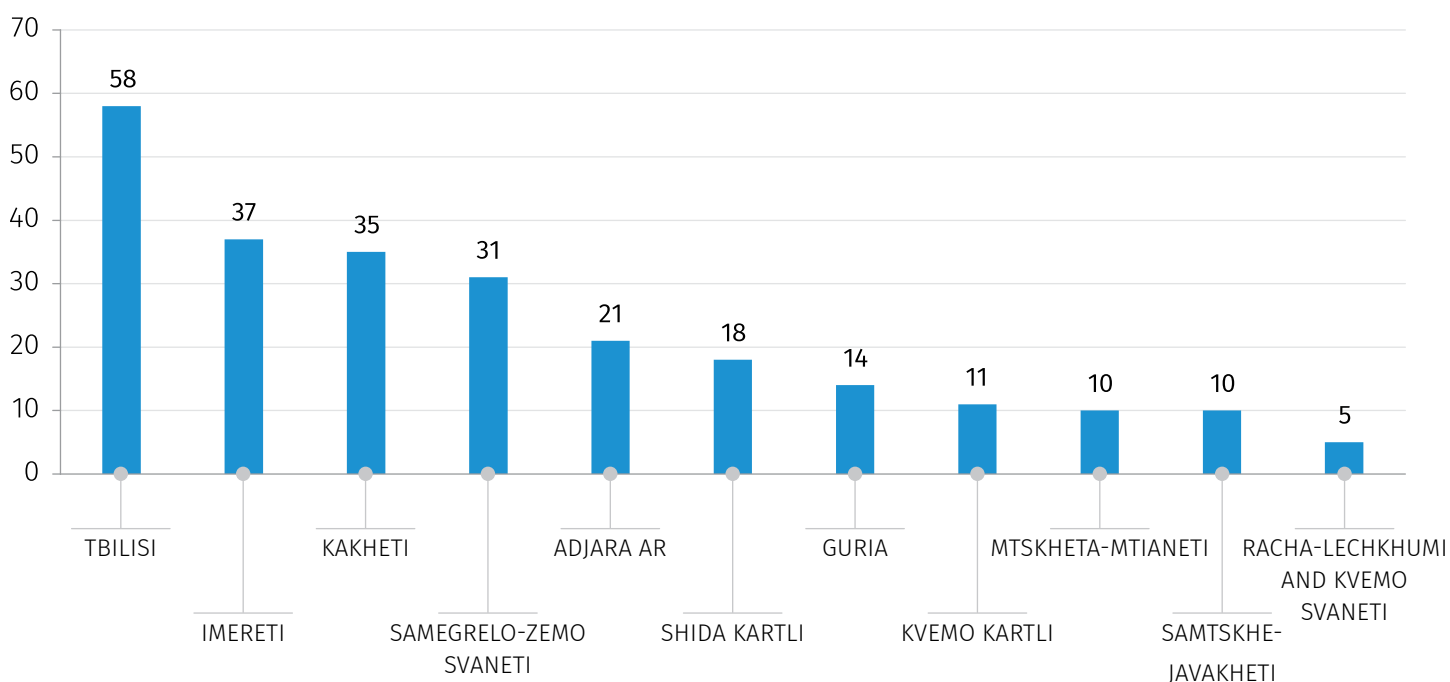
The chart below presents the distribution of museums and museum-reserves by regions in 2021.

15.06.2022

CHART №5

NUMBER OF MUSEUMS AND MUSEUM-RESERVES BY REGIONS IN 2021

(UNIT)



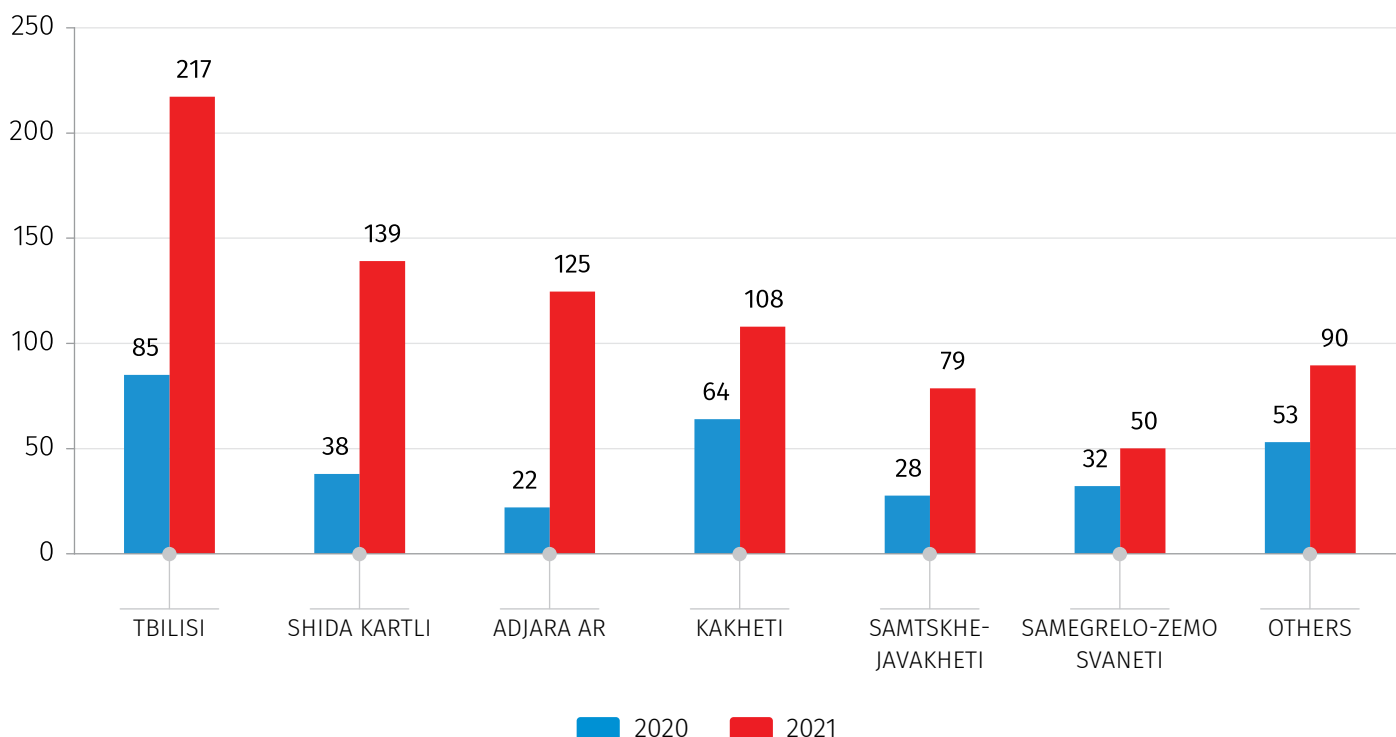
In 2021, the number of visitors in museums increased by 160.5 percent compared to the previous year and amounted to 807.2 thousand. Average number of visitors per museum equaled to 3.2 thousand persons.

The chart below presents the number of visitors by regions in 2020-2021.

15.06.2022

CHART №6

NUMBER OF VISITORS BY REGIONS IN 2020-2021
(THOUSAND PERSONS)



In 2021, the number of excursions in museums increased by 103.6 percent and amounted to 20 057, the number of exhibitions increased by 23.2 percent and amounted to 537.

CONTACT PERSON:

Vasil Tsakadze, Tel.: (+995 32) 236 72 10 (600). E-mail: vtsakadze@geostat.ge

Mariam Kavelashvili, Tel.: (+995 32) 236 72 10 (020). E-mail: mkavelashvili@geostat.ge