

NATIONAL STATISTICS OFFICE OF GEORGIA

19.08.2022

ANNEX №1

GEORGIAN EXTERNAL TRADE BY COUNTRIES IN JANUARY-JULY 2022* (THSD. US DOLLARS)

	EXPORTS (FOB)	IMPORTS (CIF)	BALANCE
EXTERNAL TRADE – TOTAL	3 100 710.9	7 087 383.5	-3 986 672.6
Of which:			
EU COUNTRIES	485 240.8	1 577 524.9	-1 092 284.1
Austria	1 018.6	38 357.1	-37 338.5
Belgium	18 832.5	66 326.0	-47 493.5
Bulgaria	235 108.1	127 766.6	107 341.5
Croatia	112.9	6 218.0	-6 105.2
Cyprus	1 484.7	3 356.0	-1 871.3
Czech Republic	8 015.5	75 190.9	-67 175.4
Denmark	1 894.9	14 098.4	-12 203.5
Estonia	2 762.7	5 369.6	-2 607.0
Finland	519.0	12 752.6	-12 233.6
France	21 784.6	109 824.4	-88 039.8
Germany	35 979.0	319 849.4	-283 870.3
Greece	3 251.9	30 970.6	-27 718.6
Hungary	2 228.2	30 503.8	-28 275.7
Ireland	2 414.9	8 839.4	-6 424.5
Italy	31 086.3	147 635.7	-116 549.4
Latvia	7 023.0	19 940.7	-12 917.7
Lithuania (Lietuva)	20 905.9	22 794.5	-1 888.6
Luxembourg	11.4	4 296.4	-4 284.9
Malta	396.9	10 004.2	-9 607.3
Netherlands	15 152.1	103 558.2	-88 406.1
Poland	25 408.4	106 713.8	-81 305.4
Portugal	540.0	7 688.6	-7 148.6
Romania	19 948.0	174 103.6	-154 155.6
Slovakia	755.7	9 037.7	-8 281.9
Slovenia	141.4	14 961.9	-14 820.5
Spain	27 421.7	88 996.6	-61 574.9
Sweden	1 042.5	18 370.2	-17 327.8
CIS COUNTRIES	1 305 568.9	1 961 956.8	-656 387.8
Armenia	251 532.1	341 954.9	-90 422.8
Azerbaijan	351 487.1	383 240.5	-31 753.4
Belarus	28 979.4	42 796.4	-13 817.0
Kazakhstan	96 980.0	17 906.6	79 073.4
Kyrgyzstan	27 518.6	2 175.5	25 343.1

NATIONAL STATISTICS OFFICE OF GEORGIA

19.08.2022

	EXPORTS (FOB)	IMPORTS (CIF)	BALANCE
Moldova	7 651.1	4 310.3	3 340.9
Russia	339 069.2	874 924.0	-535 854.9
Tajikistan	7 673.3	190.1	7 483.2
Turkmenistan	11 846.5	122 956.4	-111 109.9
Ukraine	130 853.3	146 107.2	-15 253.9
Uzbekistan	51 978.4	25 394.8	26 583.6
OTHER COUNTRIES	1 309 901.2	3 547 901.9	-2 238 000.7
Afghanistan	4.3	10.9	-6.6
Albania	177.3	4 893.4	-4 716.1
Algeria	3.0	46.0	-43.0
Argentina	626.4	9 845.0	-9 218.6
Australia	820.7	623.4	197.3
Bahamas	-	6.9	-6.9
Bahrain	138.3	16.2	122.1
Bangladesh	-	2 052.9	-2 052.9
Belize	-	1 039.6	-1 039.6
Bhutan	89.5	-	89.5
Bolivia	-	19.2	-19.2
Bosnia and Herzegovina	20.9	284.1	-263.2
Brazil	274.5	98 945.2	-98 670.7
Burkina Faso	286.4	-	286.4
Burundi	979.4	-	979.4
Cambodia	-	7.5	-7.5
Canada	3 203.3	12 536.4	-9 333.1
Chile	0.2	92 349.2	-92 349.0
China	475 601.1	619 002.0	-143 400.9
Colombia	1.0	422.4	-421.4
Costa Rica	33.4	789.8	-756.4
Dominica	-	6.1	-6.1
Dominican Republic	-	12.4	-12.4
Ecuador	34.6	16 229.1	-16 194.5
Egypt	2 249.1	11 490.3	-9 241.2
Ethiopia	102.9	60.0	42.9
Faroe Islands	-	412.5	-412.5
Franch Southern Territories	-	1.9	-1.9
Gabon	-	19 403.9	-19 403.9
Gambia	-	3.0	-3.0
Ghana	8 650.8	17.7	8 633.1
Honduras	210.2	-	210.2
Hong Kong SAR of China	2 797.1	100 770.5	-97 973.5

NATIONAL STATISTICS OFFICE OF GEORGIA

19.08.2022

	EXPORTS (FOB)	IMPORTS (CIF)	BALANCE
Iceland	14.7	2 647.1	-2 632.3
India	23 090.7	55 208.2	-32 117.5
Indonesia	5.2	65 407.9	-65 402.7
Iran	15 629.8	121 114.6	-105 484.8
Iraq	14 629.0	2 937.4	11 691.6
Israel	11 387.6	8 623.6	2 764.0
Japan	9 443.4	139 102.6	-129 659.1
Jordan	5 025.0	415.1	4 609.9
Kenya	431.7	165.6	266.2
Korea Republic of	6 399.3	51 202.3	-44 803.0
Kuwait	772.6	15.0	757.6
Lebanon	271.8	442.8	-171.0
Libya	1 926.6	-	1 926.6
Liechtenstein	-	142.5	-142.5
Macedonia (FYR)	132.9	1 717.7	-1 584.8
Malawi	-	575.1	-575.1
Malaysia	601.6	9 215.6	-8 614.0
Maldives	-	9.2	-9.2
Mali	2 163.5	-	2 163.5
Mauritania	746.2	-	746.2
Mauritius	-	23.8	-23.8
Mexico	3 099.3	7 002.4	-3 903.1
Monaco	-	17.7	-17.7
Mongolia	1 386.5	-	1 386.5
Montenegro	115.8	18 661.8	-18 546.0
Morocco	490.1	225.6	264.5
Mozambique	4 531.9	226.3	4 305.5
Myanmar	-	36.3	-36.3
Nepal	223.2	11.3	211.9
New Zealand	-	1 259.3	-1 259.3
Niger	0.2	5.4	-5.2
Nigeria	3 758.1	184.4	3 573.7
Norway	1 114.1	7 369.5	-6 255.4
Oman	172.8	1 005.7	-832.9
Pakistan	89.9	4 997.6	-4 907.7
Panama	893.4	-	893.4
Paraguay	0.8	3 305.3	-3 304.5
Peru	103 340.2	270.3	103 069.9
Philippines	1 084.1	489.7	594.4
Qatar	1 030.4	1 912.7	-882.3





NATIONAL STATISTICS OFFICE OF GEORGIA

19.08.2022

	EXPORTS (FOB)	IMPORTS (CIF)	BALANCE
Reunion	-	18.9	-18.9
San Marino	-	292.6	-292.6
Saudi Arabia	16 236.9	3 066.1	13 170.8
Senegal	1 372.3	-	1 372.3
Serbia	1 656.4	35 688.3	-34 031.9
Seychelles	124.6	599.6	-475.1
Singapore	6 162.6	23 264.8	-17 102.2
Sint Maarten (Dutch part)	223.4	-	223.4
Somalia	94.0	-	94.0
South Africa	206.8	3 493.8	-3 287.1
Sri Lanka	1.4	1 331.0	-1 329.6
State of Palestine	24.6	-	24.6
Sudan	49.2	6.5	42.7
Switzerland	58 317.6	66 383.3	-8 065.8
Syrian	130.8	365.9	-235.1
Taiwan, Province of China	2 197.3	8 638.0	-6 440.7
Tanzania	3 863.2	491.0	3 372.2
Thailand	217.0	12 181.0	-11 964.0
Tunisia	1 003.7	220.8	782.9
Türkiye	295 058.9	1 226 186.7	-931 127.7
Uganda	596.5	263.6	332.9
United Arab Emirates	14 778.4	118 503.7	-103 725.3
United Kingdom	7 425.9	55 830.4	-48 404.5
United States	187 973.8	471 846.4	-283 872.6
Uruguay	-	2 941.9	-2 941.9
Venezuela	767.7	-	767.7
Viet Nam	1 076.6	17 942.0	-16 865.4
Virgin Islands British	-	1 100.1	-1 100.1
Zambia	-	0.3	-0.3
Zimbabwe	35.0	0.3	34.7

*Preliminary data.

19.08.2022

- Sources:**
-  LEPL Revenue Service of Ministry of Finance of Georgia;
 -  Georgian State Electrosystem JSC;
 -  Electrosystem Commercial Operator JSC;
 -  Georgian Gas Transportation Company LTD.

Explanation of symbols:

- Not applicable;
- 0.0 Negligible magnitude;
- * Data are preliminary and subject to revisions;
- ... Data are confidential

Notice:

1. The discrepancy between the totals and the sum in some cases can be explained by using rounded data;
2. Information does not cover the data of Simplified Customs Declarations (Form #4);
3. Information does not cover non-organized trade also occupied territories of Abkhazian Autonomous Republic and Tskhinvali region;
4. According to the international methodology there are some differences in coverage of trade flows between external merchandise trade statistics and customs statistics. Diplomatic temporary transit and analogous goods are excluded from the database of external merchandise trade statistics.

**THE PRELIMINARY DATA WILL BE REVISED ACCORDING TO THE GEOSTAT'S REVISION POLICY
(BASED ON THE REGULAR REVISION PRINCIPLE) AS A RESULT OF ADJUSTING
DATA BY RESPONDENTS/ADMINISTRATIVE SOURCES.**

CONTACT PERSONS:

Nino Maisuradze, Tel.: (+995 32) 236 72 10 (303)

E-mail: nmaisuradze@geostat.ge

Mariam Kavelashvili, Tel.: (+995 32) 236 72 10 (020)

E-mail: mkavelashvili@geostat.ge