

EXTERNAL MERCHANDISE TRADE

JANUARY-JULY 2022


(PRELIMINARY)



TOP 3 PRODUCTS BY EXPORTS



COPPER ORES AND CONCENTRATES
621.0 MILL. \$
+33.9%




MOTOR CARS
370.8 MILL. \$
+49.3%



FERRO-ALLOYS
354.3 MILL. \$
+55.0%

TOP 3 PRODUCTS BY IMPORTS



MOTOR CARS
759.7 MILL. \$
+49.1%




PETROLEUM AND PETROLEUM OILS
718.8 MILL. \$
+77.5%



COPPER ORES AND CONCENTRATES
490.9 MILL. \$
+24.1%

ՕՒՅ 3 ՆԱԴԵՅՈՒՐԹՈՒ ԺՅՈՂԱՆՆ



CHINA
475.6 MILL. \$
+29.4%



AZERBAIJAN
351.5 MILL. \$
+19.0%



RUSSIA
339.1 MILL. \$
+5.1%


ՕՒՅ 3 ՆԱԾՅՈՒՐԹՈՒ ԺՅՈՂԱՆՆ



TÜRKIYE
1 226.2 MILL. \$
+33.5%



RUSSIA
874.9 MILL. \$
+60.4%



CHINA
619.0 MILL. \$
+34.7%