NATIONAL STATISTICS OFFICE OF GEORGIA

INFORMATION ON HOTELS AND HOTEL TYPE ENTERPRISES

2021 YEAR

26.08.2022
www.geostat.ge

26.08.2022

INFORMATION ON HOTELS AND HOTEL TYPE ENTERPRISES
2021 YEAR

According to the declared data, in 2021, there were 1 726 economic entities[1] working in hotel services in Georgia which owned 1 776 hotels and hotel-type enterprises (including local units and branches). This figure is 68.5 percent higher than the same indicator in 2020.

The most widespread organizational-legal form for economic entities engaged in hotel services was the "Individual Entrepreneur", which comprised 53.3 percent of the total number of hotels and hotel-type enterprises operating in 2021. The chart below shows the distribution of the number of hotels and hotel-type enterprises by organizational-legal forms.

CHART №1

DISTRIBUTION OF THE NUMBER OF HOTELS AND HOTEL-TYPE ENTERPRISES BY ORGANIZATIONAL-LEGAL FORMS IN 2021 YEAR

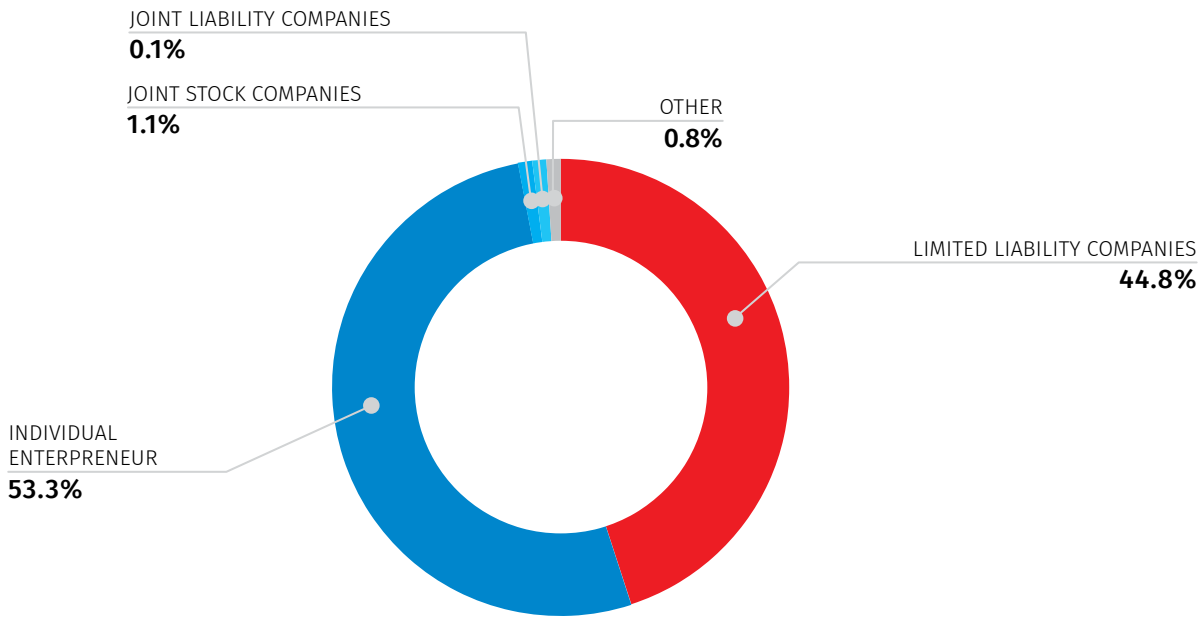

[1]Registered legal entities and individual entrepreneur's according to the Georgian Legislation.

99.3 percent of hotels and hotel-type enterprises were privately owned and 0.7 percent state-owned.

In 2021, the total area of the hotels and hotel-type enterprises in Georgia was 2 725.5 thousand square meters, which is 49.2 percent higher than the same indicator in 2020. Out of which it was leased 65.4 thousand square meters, and the living area of all rooms was 1 328.0 thousand square meters, which is 59.3 percent higher than the same indicator in the previous year.

In 2021, the total number of places in hotels and hotel-type enterprises was 87.8 thousand, which is 51.7 percent higher than the same indicator of the previous year. The total number of rooms increased by 60.2 percent and equaled to 43.1 thousand.

TABLE №1

DISTRIBUTION OF THE NUMBER OF ROOMS IN HOTELS AND HOTEL-TYPE ENTERPRISES BY CATEGORIES IN 2020-2021 YEARS

	2020 YEAR	2021 YEAR
Lux	2 407	3 620
Single	3 530	7 532
Doubles	16 066	23 782
Three and more places	4 894	8 153
TOTAL	**26 897**	**43 087**

In 2021, hotels and hotel enterprises served 3 053.0 thousand guests, which is 127.0 percent higher than the corresponding figure of the previous year. 43.5 percent of the guests were foreigners. 10.4 percent of them were citizens of Russian Federation, 9.5 percent – citizens of Ukraine, 9.5 percent – citizens of United Arab Emirates. 10.1 percent of the guests were citizens of EU countries, of which 34.6 percent was citizens of Germany and 33.0 percent was citizens of Poland.

The chart below shows the distribution of foreign guests in hotels and hotel-type enterprises by countries in 2020-2021 years.

CHART №2

DISTRIBUTION OF THE NUMBER OF FOREIGN GUESTS IN HOTELS AND HOTEL-TYPE ENTERPRISES BY COUNTRIES IN 2020-2021 YEARS

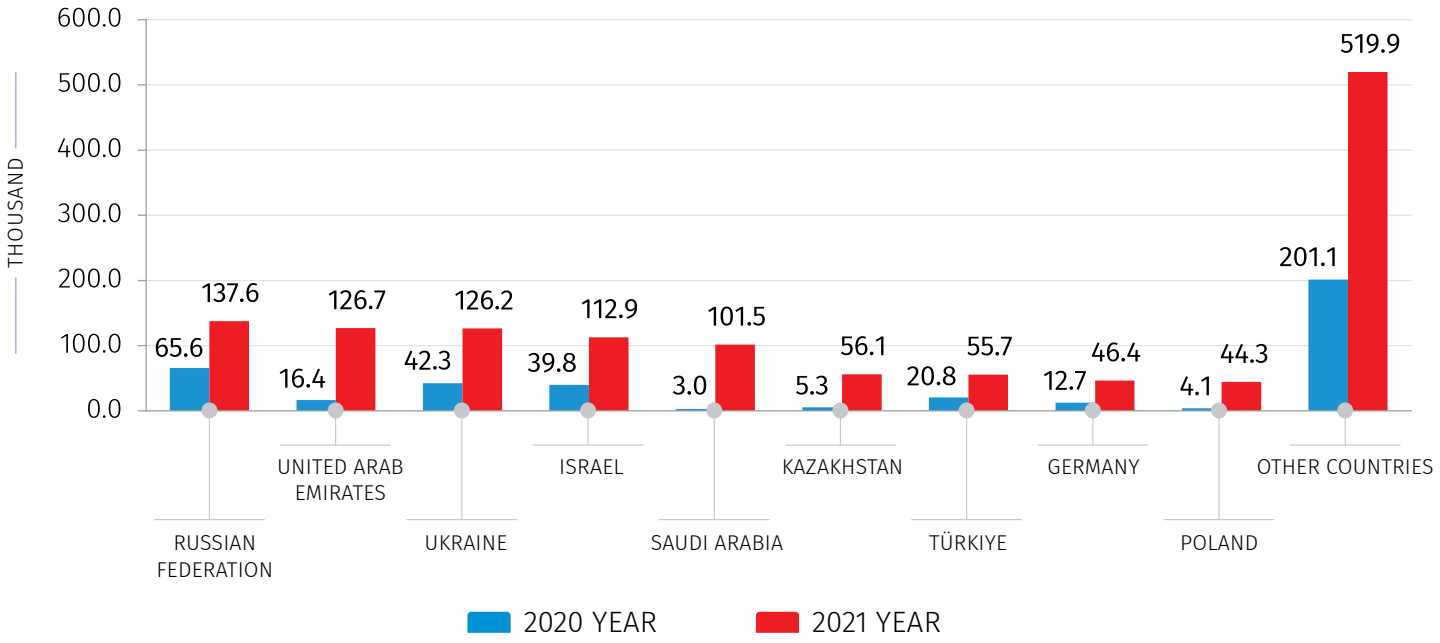

In 2021, hotels and hotel-type enterprises in Georgia mostly had foreign guests for holiday and recreation (71.6 percent).

TABLE №2

DISTRIBUTION OF THE NUMBER OF FOREIGN GUESTS IN HOTELS AND HOTEL-TYPE ENTERPRISES BY PURPOSE OF VISIT IN 2021, THOUSAND

	QUANTITY	%
Holiday and recreation	950.3	71.6
Business	240.9	18.1
Medical treatment	8.5	0.6
Other purpose	127.5	9.6
TOTAL	**1 327.2**	**100.0**

The majority of foreign guests staying in hotels and hotel-type enterprises with the main purpose of holiday and recreation were Russian and United Arab Emirates nationals (10.5 and 9.8 percent). The chart below shows the distribution of the number of foreign guests in hotels and hotel-type enterprises for this purpose by countries.

CHART №3

DISTRIBUTION OF THE NUMBER OF FOREIGN GUESTS IN HOTELS AND HOTEL-TYPE ENTERPRISES FOR HOLIDAY AND RECREATION BY COUNTRIES IN 2021 YEAR

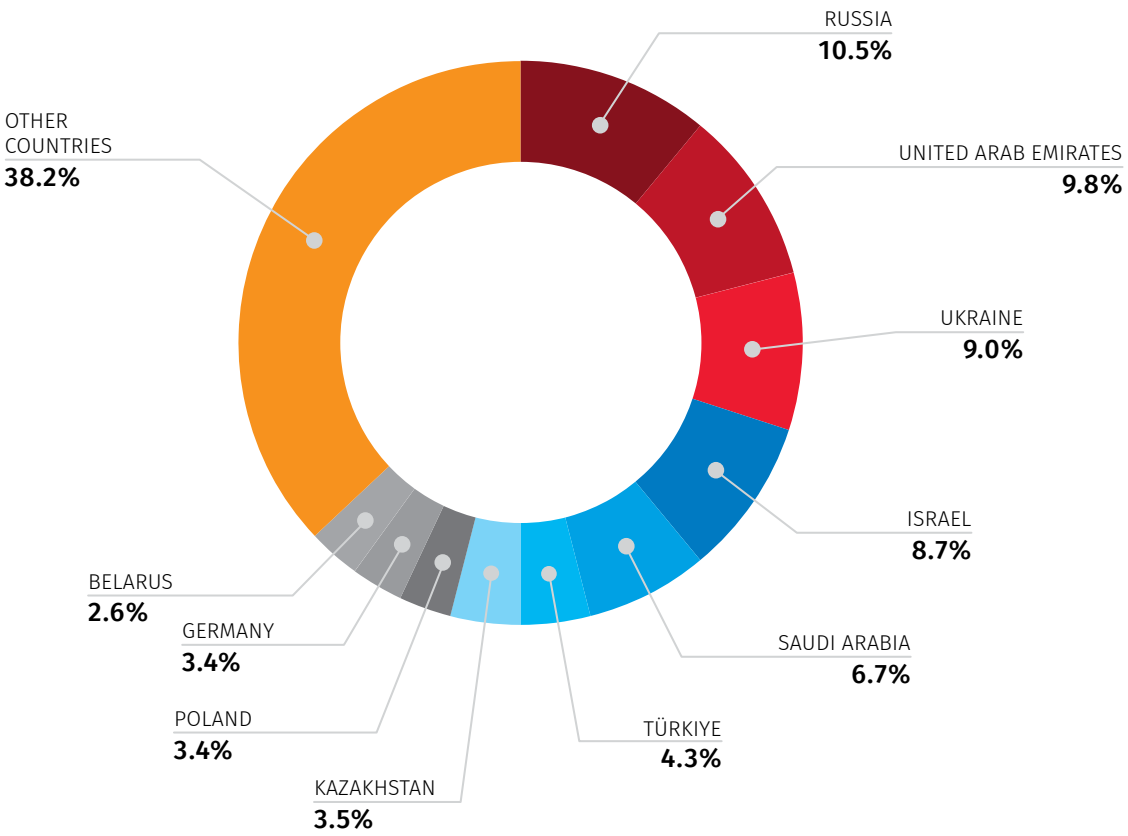

In 2021, 18 283 people were employed in hotels and hotel-type enterprises in Georgia, most of them were women (56.6 percent).

CHART №4

NUMBER OF EMPLOYEES IN HOTELS AND HOTEL-TYPE ENTERPRISES IN 2020-2021 YEARS

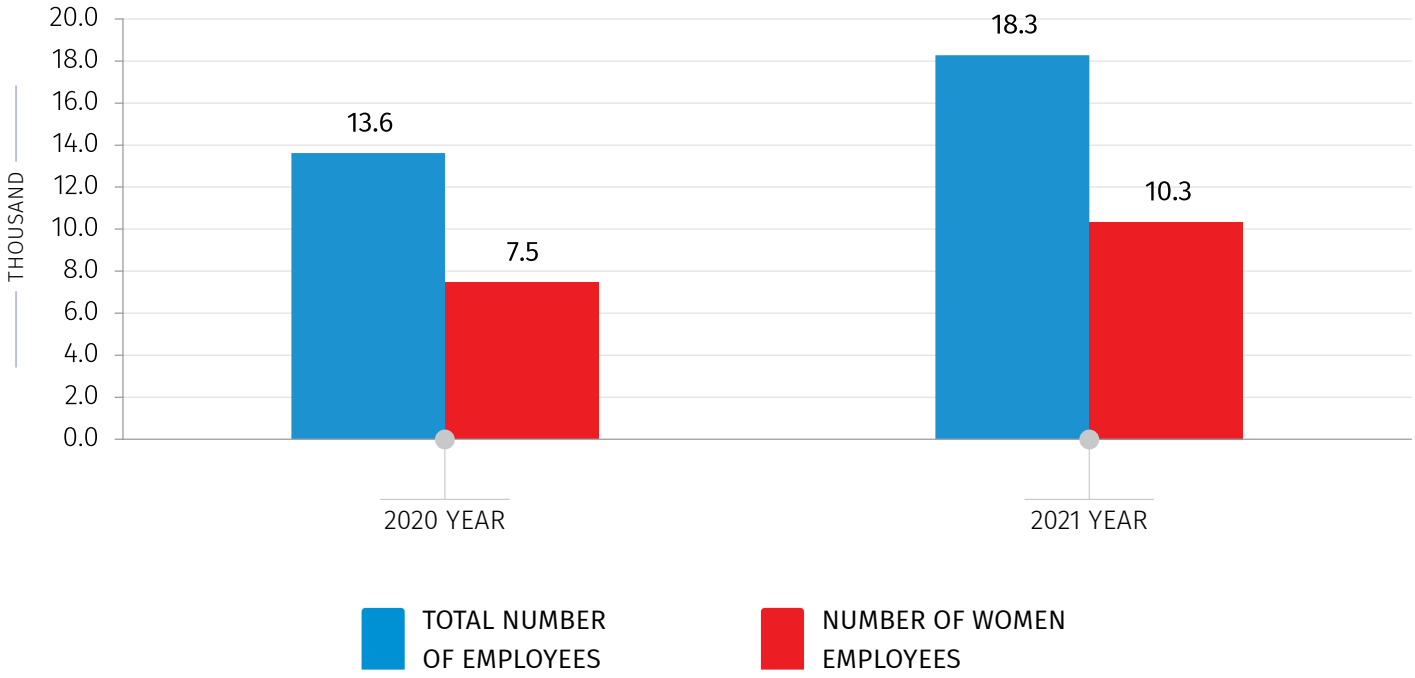

NOTICE: The discrepancy between the totals and the sum in some cases can be explained by using rounded data.

National Statistics Office Of Georgia

CONTACT PERSONS:

Aleksandre Arabuli, Tel: 2 36 72 10 (200), E-mail: aarabuli@geostat.ge

Mariam Kavelashvili, Tel: 2 36 72 10 (020), E-mail: mkavelashvili@geostat.ge