

NATIONAL STATISTICS OFFICE OF GEORGIA

INFLATION RATE IN GEORGIA

2022 OCTOBER



NATIONAL STATISTICS OFFICE OF GEORGIA

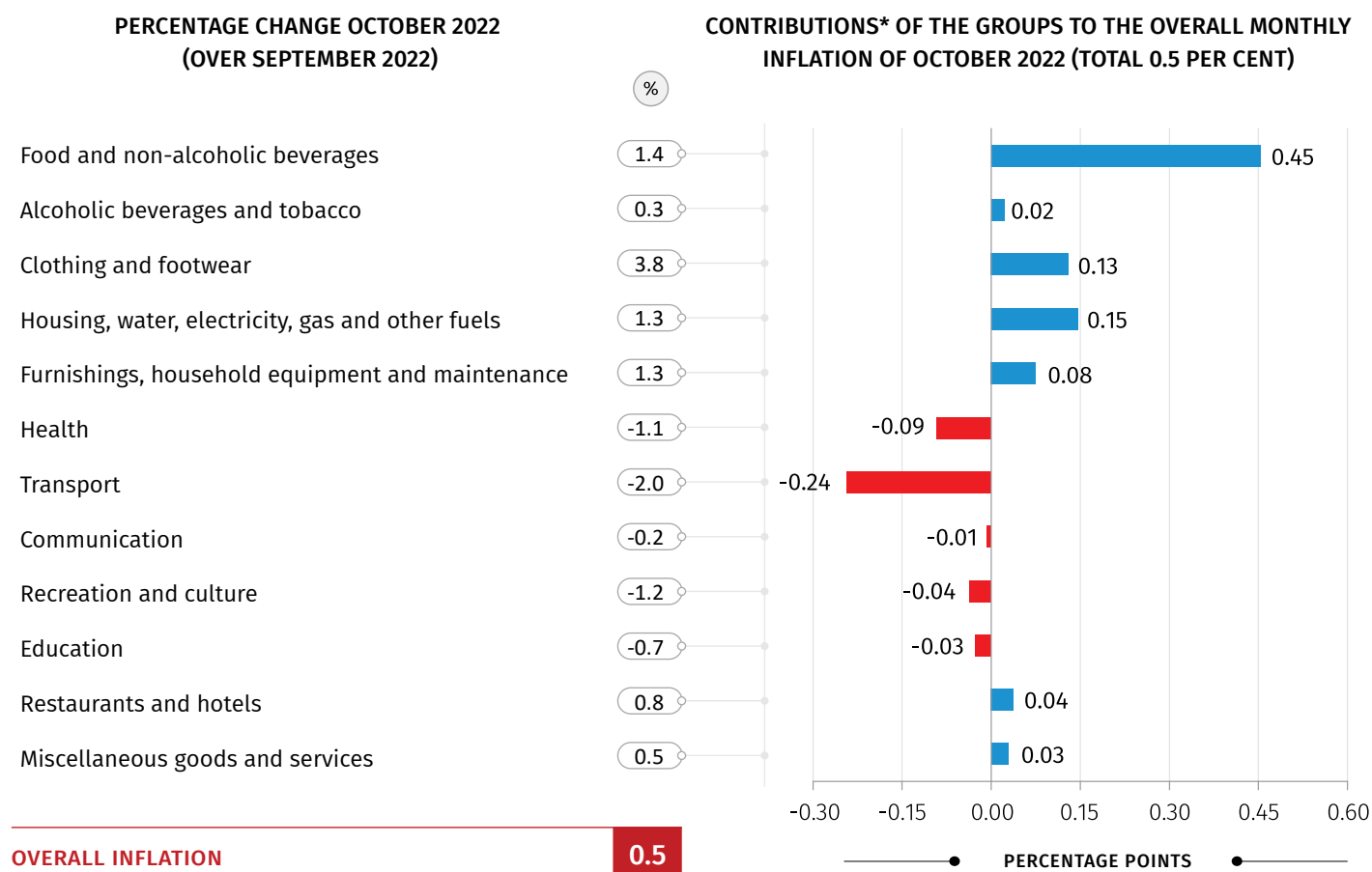
03.11.2022

INFLATION RATE IN GEORGIA, OCTOBER 2022

In October 2022 the Consumer Price Index increased by 0.5 percent compared to the previous month, while the annual inflation rate amounted to 10.6 percent.

With regard to the annual core inflation¹, the prices increased by 7.3 percent, while the annual core inflation without tobacco² also amounted to 7.3 percent.

The following table shows percentage changes in prices for the commodity groups of the consumer basket as well as the relevant contributions to the overall monthly inflation rate.



¹Core inflation is calculated by excluding the following groups of goods and services from the consumer basket: food and non-alcoholic beverages, energy, regulated tariffs, transport (specific tariffs).

²Core Inflation without tobacco is calculated by excluding the following groups of goods and services from the consumer basket: food and non-alcoholic beverages, tobacco; energy, regulated tariffs, transport (specific tariffs).

03.11.2022

The monthly inflation rate was mainly influenced by price changes for the following groups:

Food and non-alcoholic beverages: the prices for the group increased by 1.4 percent, contributing 0.45 percentage points to the overall monthly inflation rate. The prices increased for the following subgroups: vegetables (13.2 percent), milk, cheese and eggs (2.6 percent), sugar, jam, honey, chocolate and confectionery (2.1 percent), coffee, tea and cocoa (1.4 percent). At the same time, prices decreased for the following subgroups: fruit and grapes (-6.7 percent), oils and fats (-2.0 percent);

Housing, water, electricity, gas and other fuels: the prices increased by 1.3 percent, contributing 0.15 percentage points to the overall monthly inflation rate. The prices were higher for the following subgroups: actual rentals for housing (2.2 percent), maintenance and repair of the dwelling (0.9 percent);

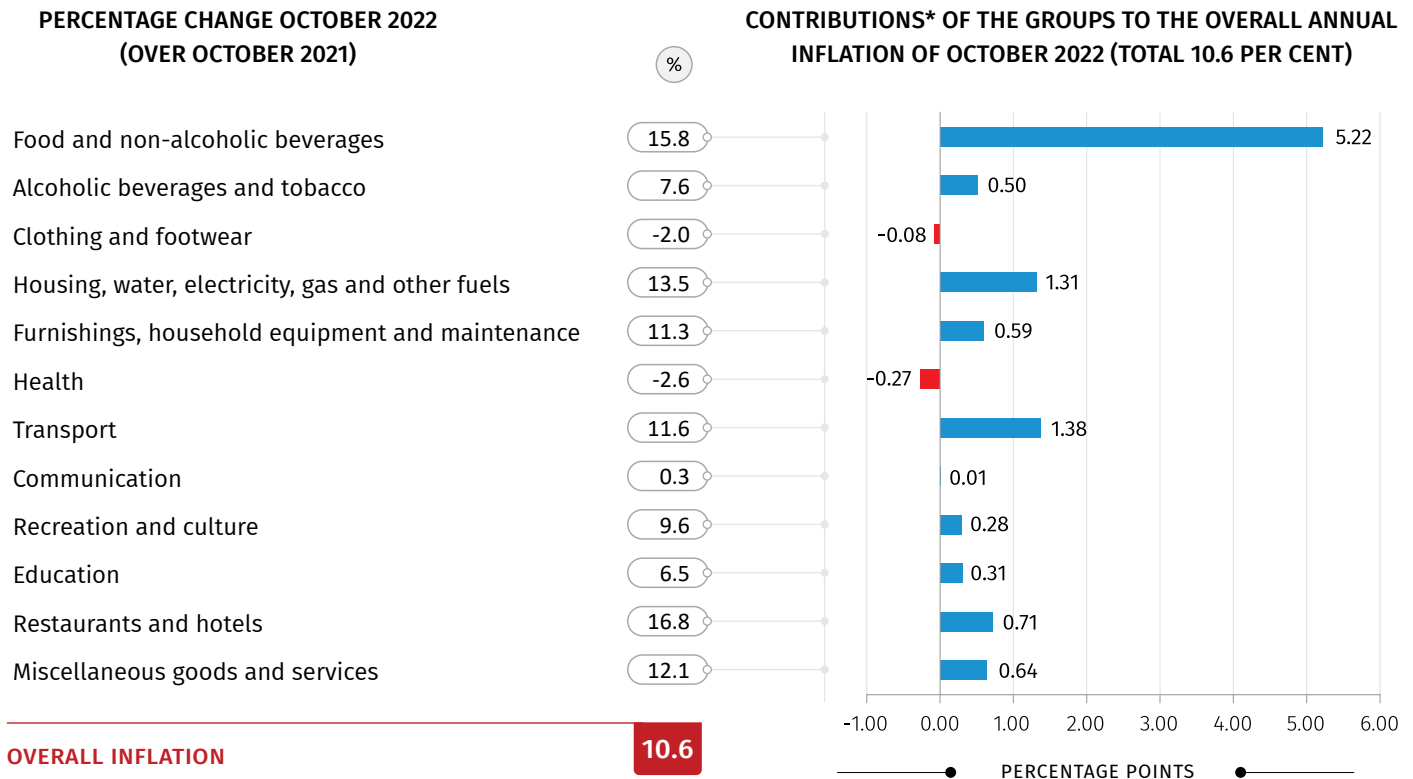
Clothing and footwear: the prices increased by 3.8 percent, contributing 0.13 percentage points to the overall monthly inflation rate. Within the group, the prices were higher for both footwear (6.1 percent) and clothing (2.7 percent);

Transport: the prices for the group decreased by 2.0 percent, contributing -0.24 percentage points to the overall index. Within the group the prices decreased for operation of personal transport equipment (-2.3 percent), transport services (-1.6 percent) and purchase of vehicles (-1.1 percent).

The following table shows percentage changes in prices for the commodity groups of the consumer basket, as well as the relevant contributions to the overall annual inflation rate in October 2022.

NATIONAL STATISTICS OFFICE OF GEORGIA

03.11.2022



* Individual contributions not sum up to the total due to rounding.

The annual inflation rate was mainly influenced by price changes for the following groups:

Food and non-alcoholic beverages: the prices in the group increased by 15.8 percent, contributing 5.22 percentage points to the overall annual inflation rate. Within the group the prices increased for the following subgroups: bread and cereals (26.1 percent), milk, cheese and eggs (22.1 percent), mineral waters, soft drinks, fruit and vegetable juices (21.9 percent), coffee, tea and cocoa (20.6 percent), oils and fats (18.3 percent), sugar, jam, honey, chocolate and confectionery (16.9 percent), fish (12.3 percent), meat (9.0 percent), vegetables (3.5 percent), fruit and grapes (3.4 percent);

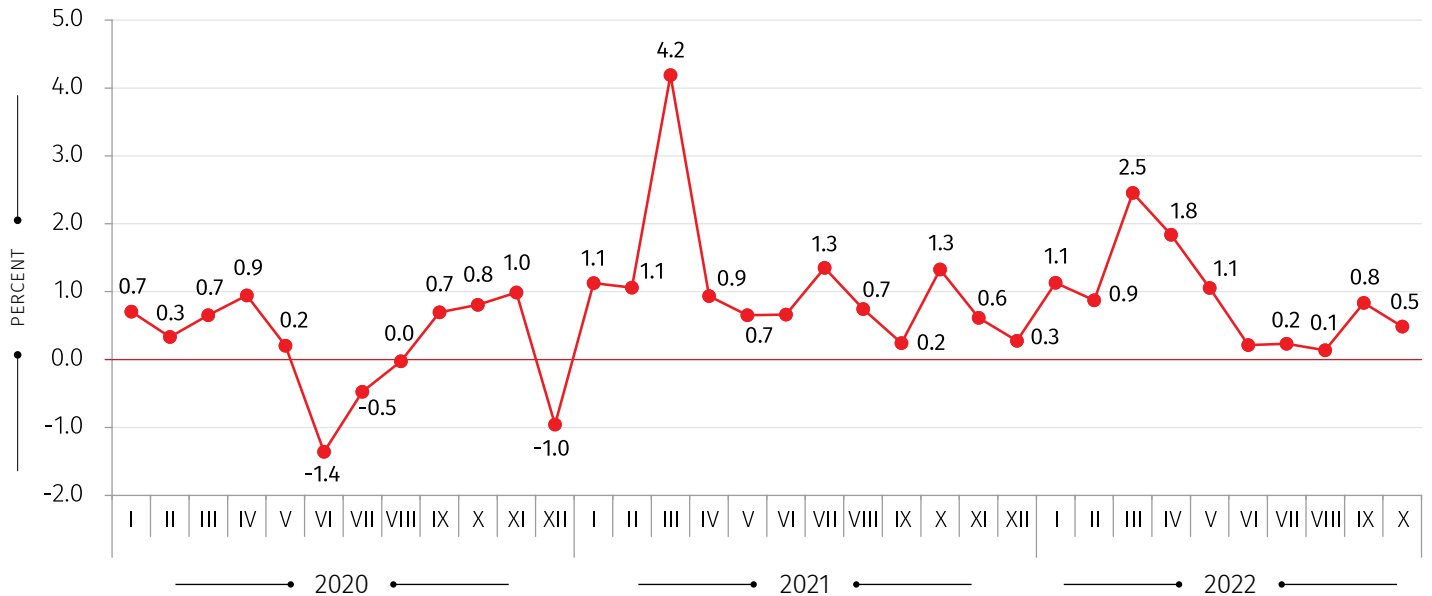
Transport: the prices in the group increased by 11.6 percent, contributing 1.38 percentage points to the overall index. Within the group the prices increased for transport services (13.8 percent) and operation of personal transport equipment (13.2 percent);

Housing, water, electricity, gas and other fuels: the prices for the group posted a 13.5 percent increase, which contributed 1.31 percentage points to the annual inflation rate. The prices were higher for the following subgroups: actual rentals for housing (27.0 percent), maintenance and repair of the dwelling (13.1 percent), electricity, gas and other fuels (5.7 percent).

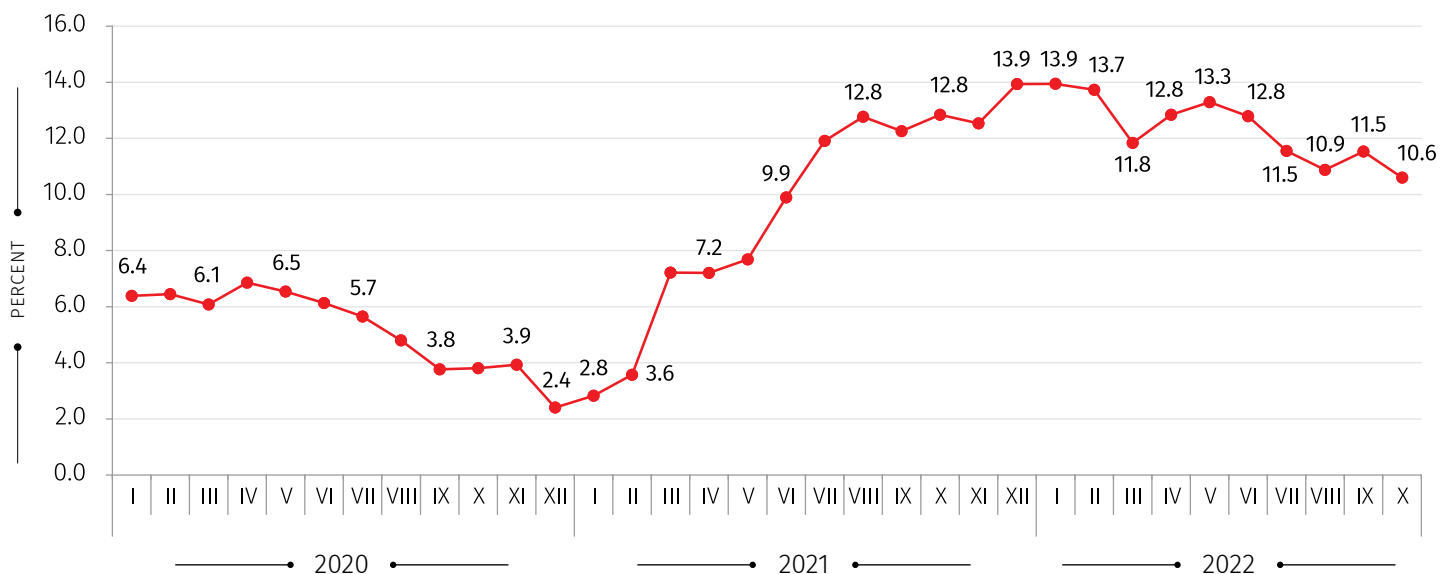
NATIONAL STATISTICS OFFICE OF GEORGIA

03.11.2022

MONTHLY INFLATION



ANNUAL INFLATION RATE IN GEORGIA (YEAR-ON-YEAR CHANGE)

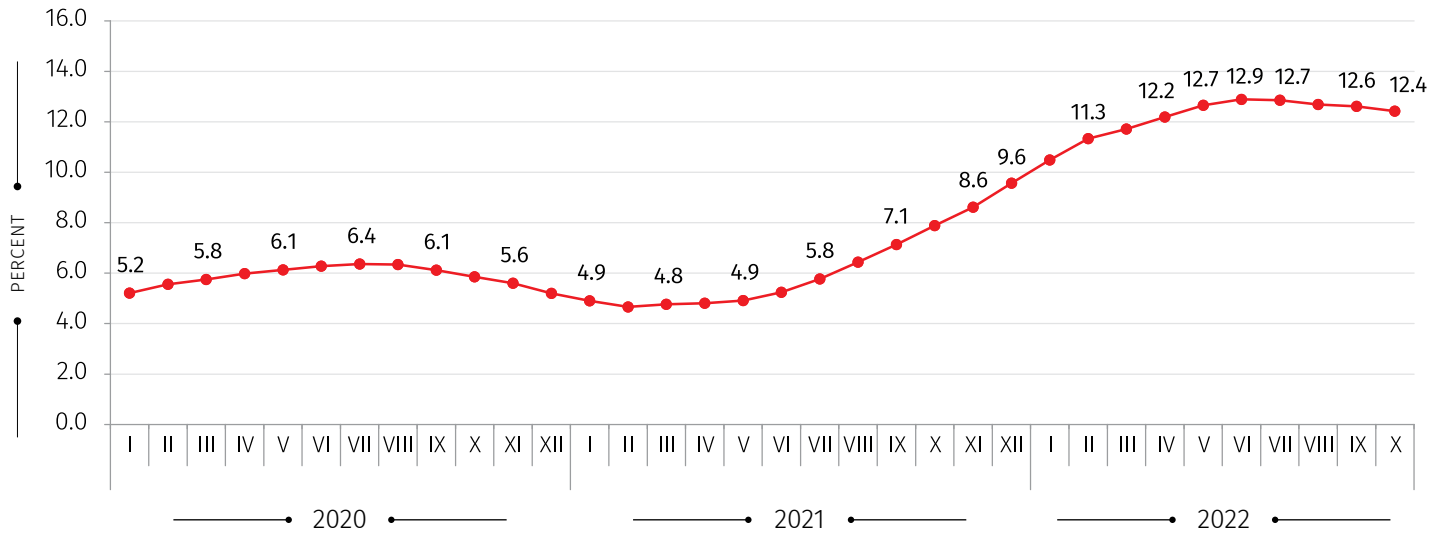


NATIONAL STATISTICS OFFICE OF GEORGIA

03.11.2022

AVERAGE INFLATION RATE

(12 MONTH AVERAGE OVER THE PREVIOUS 12 MONTH AVERAGE, PERCENTAGE CHANGE)



CONTACT PERSONS:

Giorgi Tetrauli,
Tel: (+995 32) 236 72 10 (400)
E-mail: gtetrauli@geostat.ge

Mariam Kavelashvili,
Tel: (+995 32) 236 72 10 (020).
E-mail: mkavelasvili@geostat.ge