

NATIONAL STATISTICS OFFICE OF GEORGIA

INBOUND TOURISM STATISTICS IN GEORGIA

2022 YEAR, III QUARTER



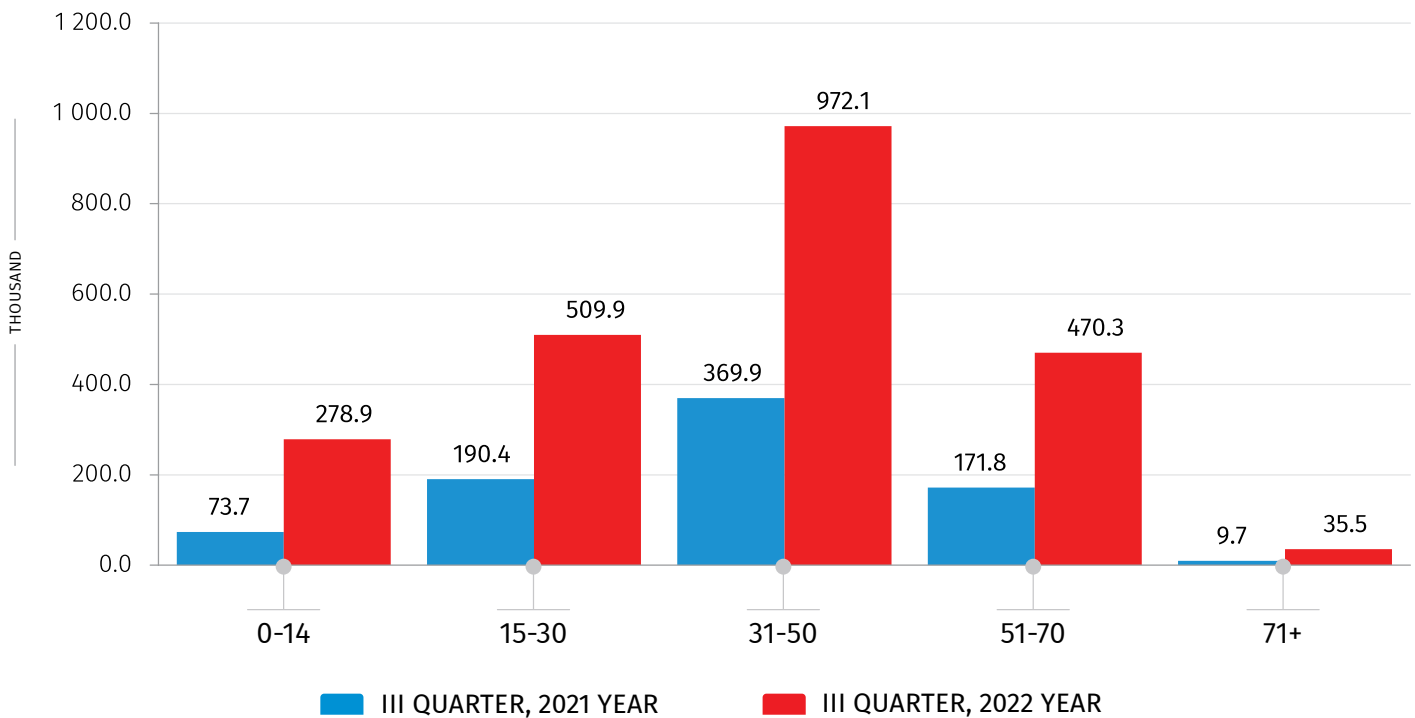
14.11.2022

INBOUND TOURISM STATISTICS (III QUARTER, 2022 YEAR)

In the III quarter of 2022, the number of arrivals of international non-resident travellers¹ in the territory of Georgia equaled 2.3 million, which is 2.8 times higher compared to the data from the same period of previous year. Most of the incomes, 42.9 percent, were made by travellers of 31-50 age groups.

CHART №1

DISTRIBUTION OF ARRIVALS OF INTERNATIONAL NON-RESIDENT TRAVELLERS BY THE AGE GROUPS IN III QUARTERS OF 2021-2022 YEARS



The number of visits² by international visitors³ from above-mentioned number made up 1.9 million, which is 2.6 times higher compared to the data from the same period of 2021.

¹According to the World Tourism Organization, a **traveller** is someone who moves between different geographic locations, for any purpose and any duration.

²**Visit** is a movement of visitors

³**Visitor** is a traveler aged 15 or above, non-resident of Georgia, took a trip outside his/her usual environment to Georgia for less than a year (except following categories: employment, diplomatic or consular officers accredited to Georgia, Armed Forces servants and their dependants and persons who frequently cross borders).

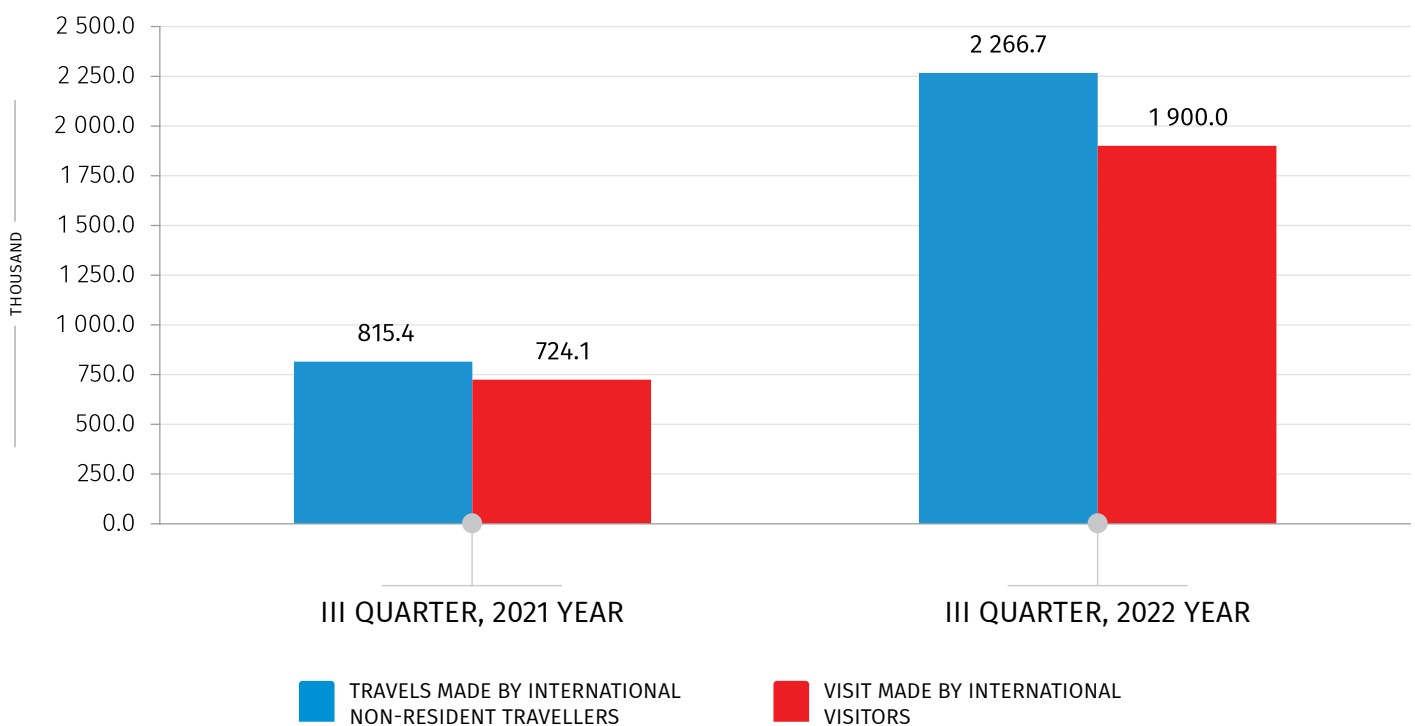
NATIONAL STATISTICS OFFICE OF GEORGIA

14.11.2022

The chart below illustrates the number of travels made by international non-resident travellers and visits made by international visitors in the III quarters of 2021-2022.

CHART №2

NUMBER OF THE TRAVELS MADE BY INTERNATIONAL NON-RESIDENT TRAVELLERS AND VISITS MADE BY INTERNATIONAL VISITORS IN III QUARTERS OF 2021-2022 YEARS



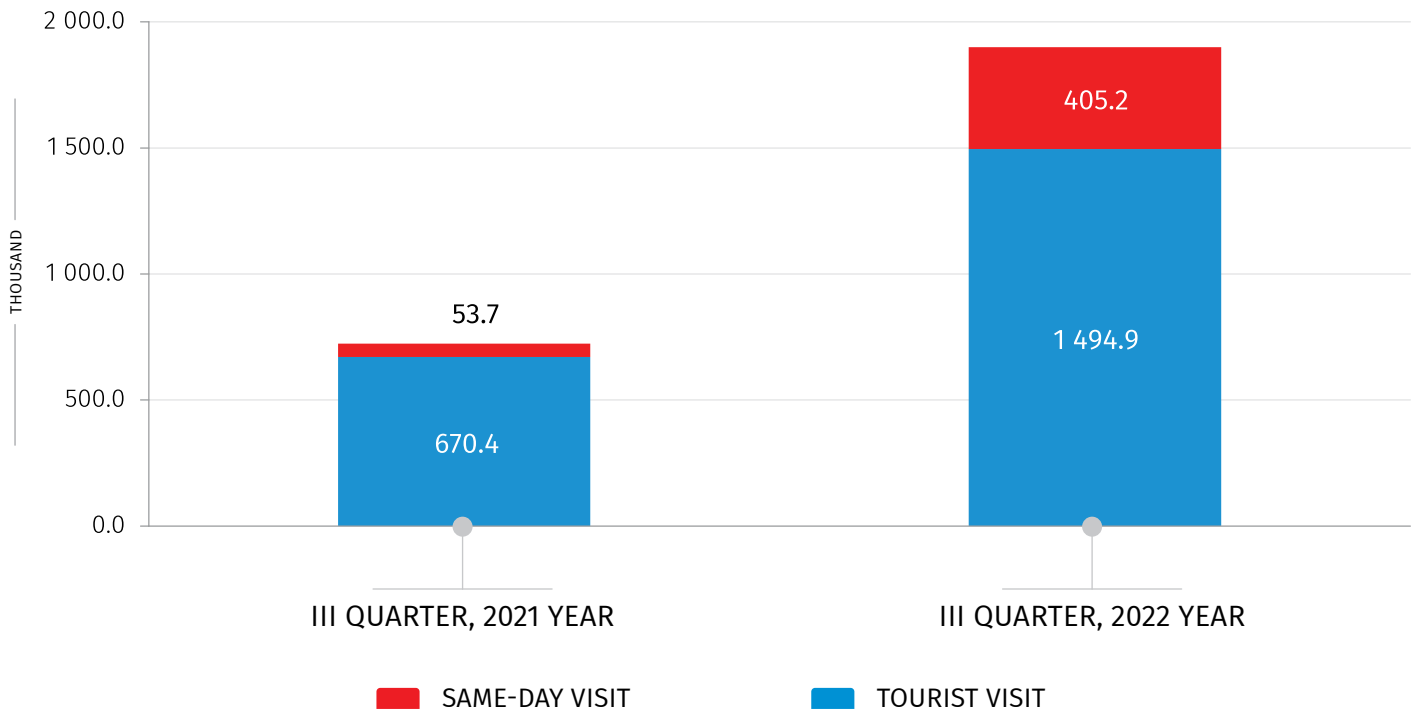
In the III quarter of 2022 the number of international visitors equaled to 1.6 million that is 2.5 times higher compared to the data from the same period of previous year.

In the reporting period, international visitors have made 1.5 million tourist-type visits, which is 2.2 times higher compared to the data from the same period of previous year. The chart below shows the distribution of visits made by international visitors by the type of visit.

14.11.2022

CHART №3

**DISTRIBUTION OF THE NUMBER OF VISITS MADE BY INBOUND VISITORS
BY THE TYPE OF VISIT IN III QUARTERS OF 2021-2022 YEARS**



78.7 percent of international visitors were only tourists⁴. The share of excursionists⁵ amounted to 17.3 percent, while 4.0 percent of visitors were both tourists and same-day visitors.

TABLE №1

**DISTRIBUTION OF THE NUMBER OF INBOUND VISITORS
BY THE TYPE OF VISITOR IN III QUARTER, 2022 YEAR, THOUSAND**

	III QUARTER, 2021 YEAR	III QUARTER, 2022 YEAR
Only Tourist	587.6	1 257.9
Only Same-day Visitor	26.6	277.4
Both	17.1	63.5
TOTAL	631.3	1 598.8

⁴ **Tourist** is a visitor whose trip includes an overnight stay in Georgia.

⁵ **Excursionist (same-day visitor)** is a visitor whose trip does not include an overnight stay in Georgia.

NATIONAL STATISTICS OFFICE OF GEORGIA

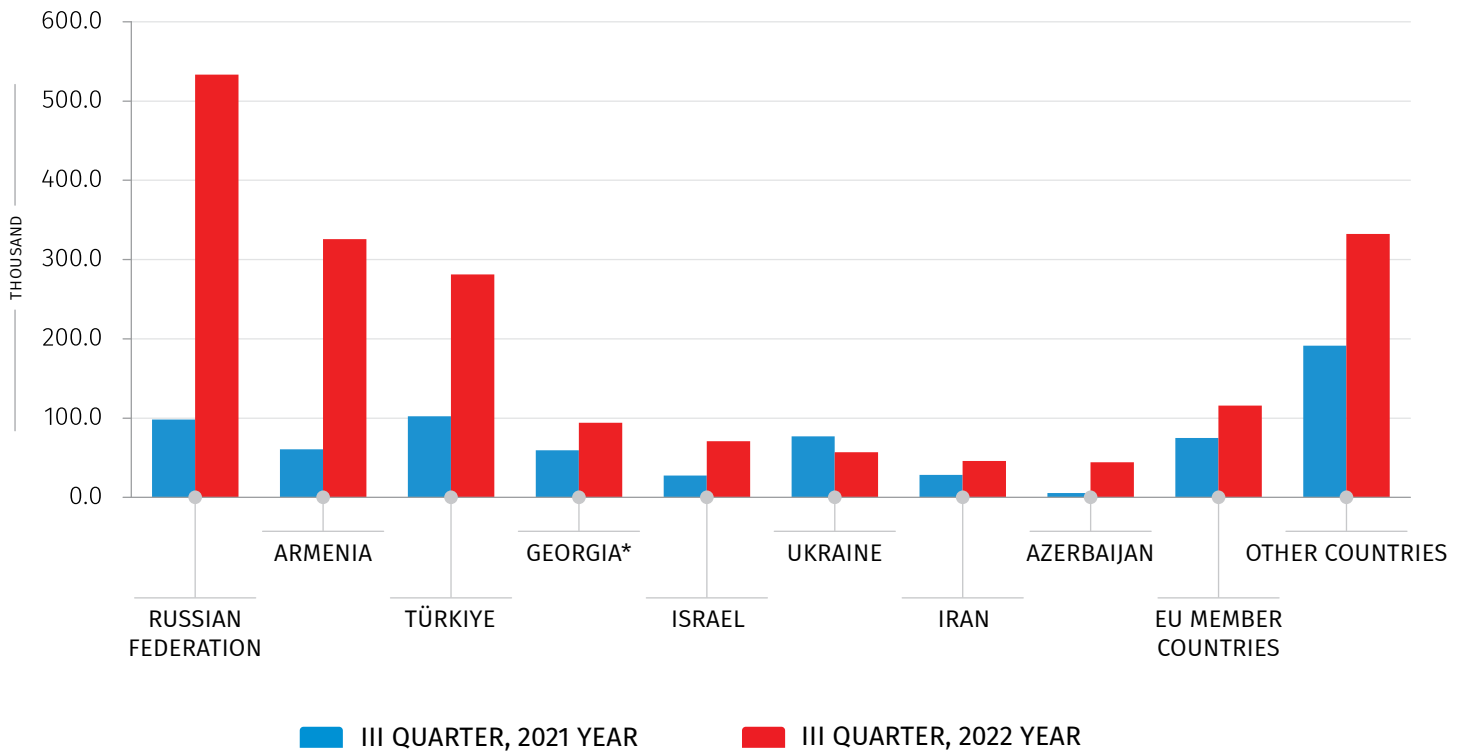
14.11.2022

In III quarter of 2022 the largest number of visitors (443.6 thousand visitors) was from Russian Federation, which amounts to 27.7 percent of total number of visitors. On second place is Armenia with 15.3% share and on third place – Turkey with 13.7% share.

Correspondingly, the largest number of visits were made by the citizens of Russian Federation (533.2 thousand), Armenia (326.0 thousand) and Turkey (281.3 thousand).

CHART №4

DISTRIBUTION OF THE NUMBER OF VISITS MADE BY INBOUND VISITORS BY THE COUNTRY OF CITIZENSHIP IN III QUARTERS OF 2021-2022 YEARS



*Georgian citizens who remain the residents of other country

14.11.2022

The majority of visitors (47.3 percent) belonged to the age group of 31-50 years. The number of women equaled to 44.9 percent of the total number of visitors.

CHART №5

**DISTRIBUTION OF THE NUMBER OF INBOUND VISITORS
BY THE AGE GROUPS IN III QUARTER, 2022 YEAR**

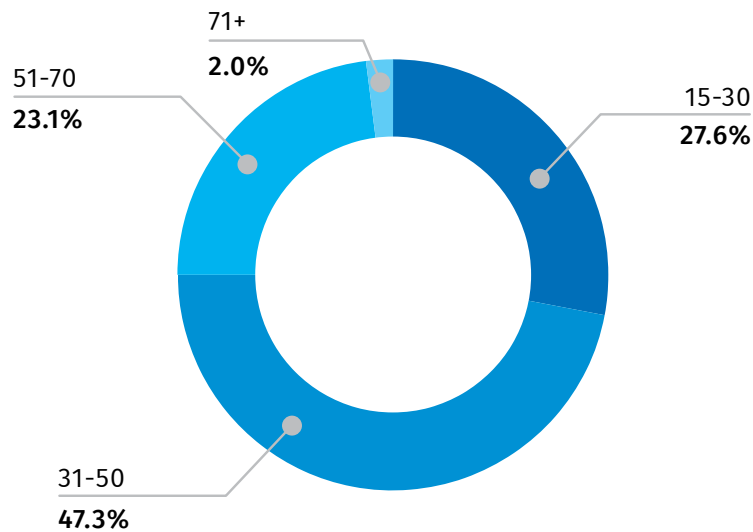


TABLE №2

**DISTRIBUTION OF THE NUMBER OF INBOUND VISITORS
BY GENDER IN III QUARTER, 2022 YEAR, THOUSAND**

	NUMBER OF VISITORS	%
Male	880.4	55.1
Female	718.4	44.9
TOTAL	1 598.8	100.0

14.11.2022

In III quarter of 2022, the purpose of the majority of visits (60.3 percent) was holiday, leisure and recreation.

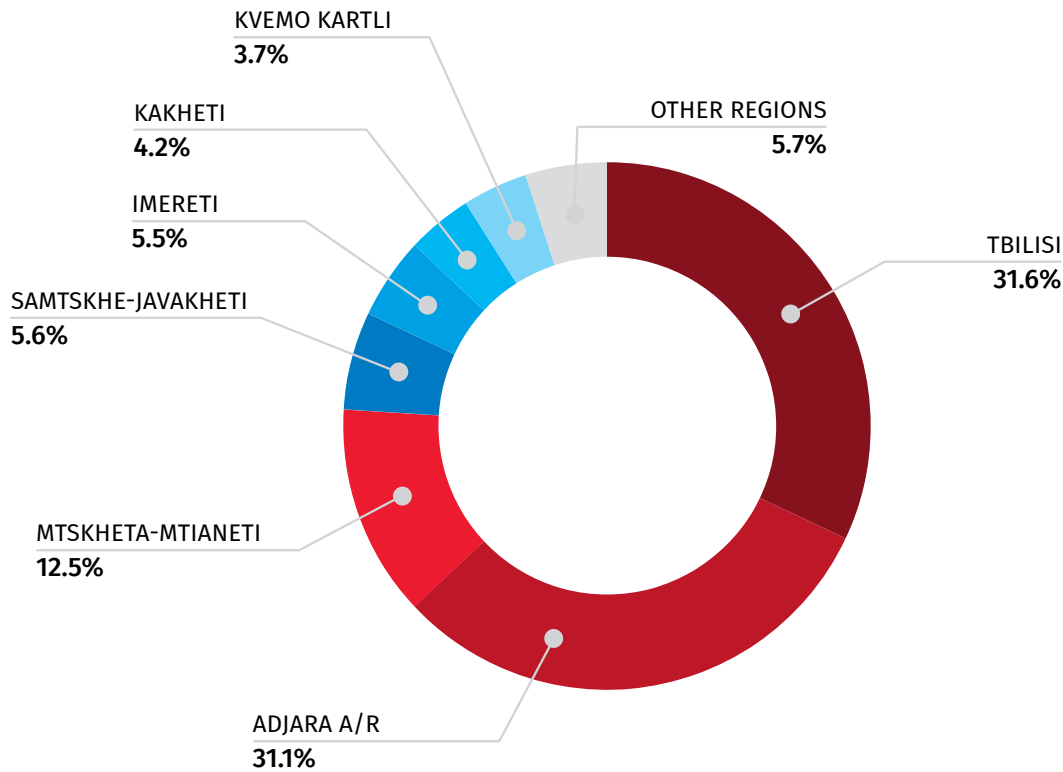
TABLE №3

**DISTRIBUTION OF THE NUMBER OF VISITS MADE BY INBOUND VISITORS
BY THE MAIN PURPOSE OF THE VISIT IN III QUARTER, 2022 YEAR, THOUSAND**

	NUMBER OF VISITS	%
Holiday, Leisure, Recreation	1 145.6	60.3
Visiting friends/relatives	310.9	16.4
Transit to other country	292.8	15.4
Business or Professional	73.9	3.9
Shopping	46.8	2.5
Health and Medical Care	7.6	0.4
Other	22.4	1.2
TOTAL	1 900.0	100.0

The majority of visits comes on Tbilisi and Adjara A/R, 1 021.9 thousands and 1 005.7 thousands accordingly. The chart below illustrates the distribution of visits by the visited regions.

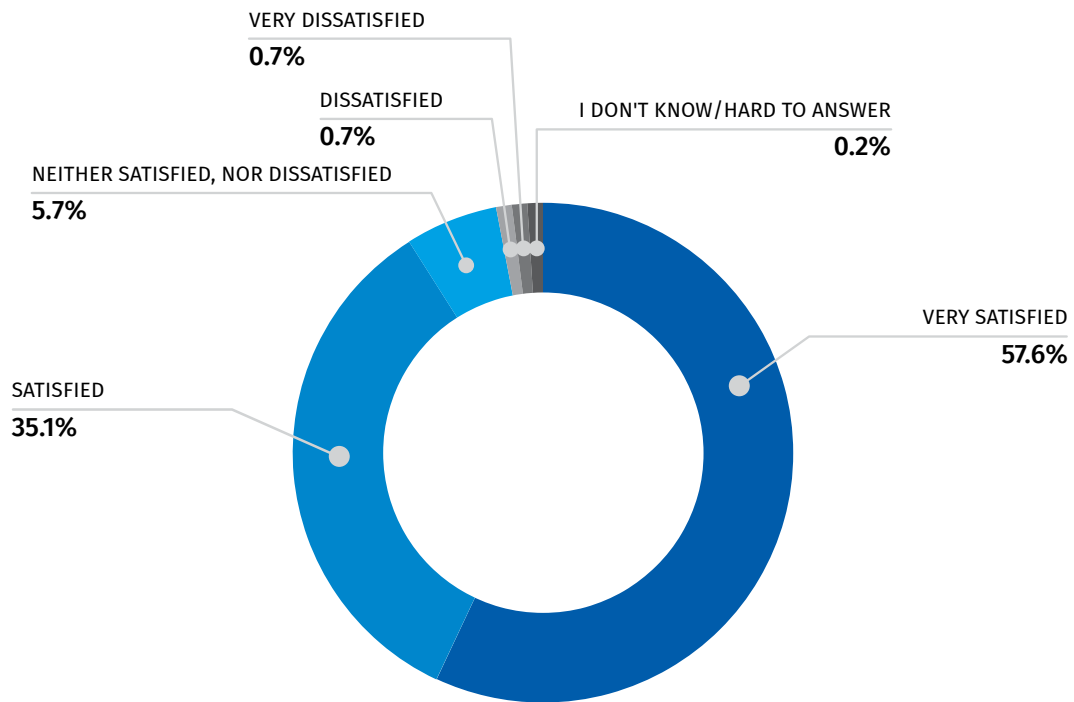
**DISTRIBUTION OF THE NUMBER OF VISITS MADE BY INBOUND VISITORS
BY THE VISITED REGIONS IN III QUARTER, 2022 YEAR**



In III quarter of 2022 the average number of nights spent during the visits equaled to 6.8 nights.

65.0 percent of visits was repeating visit. The chart below shows the distribution of visits by the level of satisfaction in III quarter of 2022.

DISTRIBUTION OF THE NUMBER OF VISITS MADE BY INBOUND VISITORS
BY THE SATISFACTION LEVEL IN III QUARTER, 2022 YEAR



NATIONAL STATISTICS OFFICE OF GEORGIA

14.11.2022

The expenditures during the visits made in III quarter of 2022 equaled to 4.6 billion GEL. Average expenditure on the visit equals 2 411.4 GEL.

TABLE №4

DISTRIBUTION OF THE EXPENDITURE SPENT BY INBOUND VISITORS BY EXPENDITURE CATEGORIES IN III QUARTER, 2022 YEAR

	EXPENDITURE (MLN. GEL)	%	AVERAGE EXPENDITURE PER VISIT (GEL)
Accommodation	1 873.1	40.9	985.8
Foods and drinks	1 366.9	29.8	719.4
Shopping	441.6	9.6	232.4
Local transport	414.8	9.1	218.3
Holiday, leisure, recreation, cultural and sporting activities	357.6	7.8	188.2
Other expenditure	127.8	2.8	67.3
TOTAL EXPENDITURE	4 581.7	100.0	2 411.4

NOTICE:

The discrepancy between the totals and the sum in some cases can be explained by using rounded data.

National Statistics Office of Georgia

CONTACT PERSONS:

Aleksandre Arabuli Tel.: 2 36 72 10 (200), E-mail: aarabuli@geostat.ge

Mariam Kavelashvili Tel.: 2 36 72 10 (020), E-mail: mkavelashvili@geostat.ge