

NATIONAL STATISTICS OFFICE OF GEORGIA

**SURVEY RESULTS FOR
LIVESTOCK SLAUGHTERHOUSES,
GRAIN STORAGE ELEVATORS AND
COLD STORAGE FACILITIES**

III QUARTER, 2022



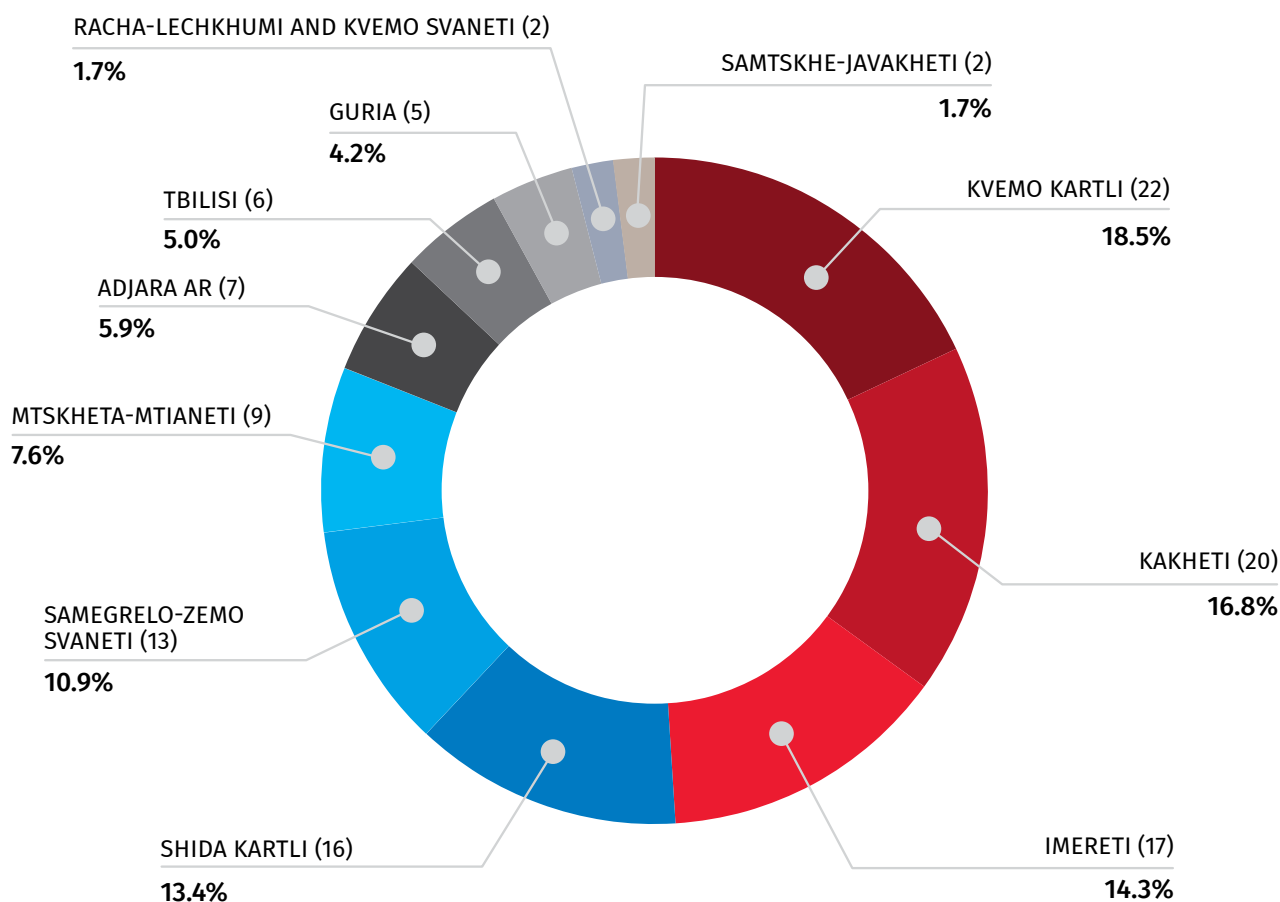
16.11.2022

**SURVEY RESULTS FOR LIVESTOCK SLAUGHTERHOUSES,
ELEVATORS AND COLD STORAGE FACILITIES
(III QUARTER, 2022)**

SLAUGHTERHOUSES

The total number of active livestock and poultry slaughterhouses in Georgia in the III quarter of 2022 were 119, of which 18.5 percent were located in Kvemo Kartli region, 16.8 percent in Kakheti region, 14.3 percent in Imereti region, 13.4 percent in Shida Kartli region, 10.9 percent in Samegrelo-Zemo Svaneti region and remained 26.1 percent in other regions:

**ACTIVE LIVESTOCK AND POULTRY SLAUGHTERHOUSES IN GEORGIA BY REGIONS,
III QUARTER, 2022**



16.11.2022

According to the survey, 107.8 thousand head of livestock were slaughtered in slaughterhouses in the III quarter of 2022, of which 44.2 percent were cattle, 43.1 percent - pigs and 11.1 percent - sheep and goats. The share of other livestock (excluding poultry) slaughtered is 1.5 percent. In addition, the number of poultry slaughtered in slaughterhouses during the reporting period amounted to 2 978.7 thousand.

In total 13.2 thousand tons of meet (i.e. slaughtered weight, including poultry meat) was produced by slaughterhouses during the III quarter of 2022, of which 40.5 percent is beef, 40.0 percent – poultry, 18.0 percent – pork, 1.5 percent – sheep and goat meat, while the share of other meet is not significant.

The service was provided to 14.8 thousand persons, 32.2 percent of which were households. Average monthly number of persons employed in slaughterhouses equaled 1 061 persons.

The average prices of the slaughter services were: 32.6 GEL per cattle, 14.9 GEL per sheep or goat and 27.5 GEL per pig.

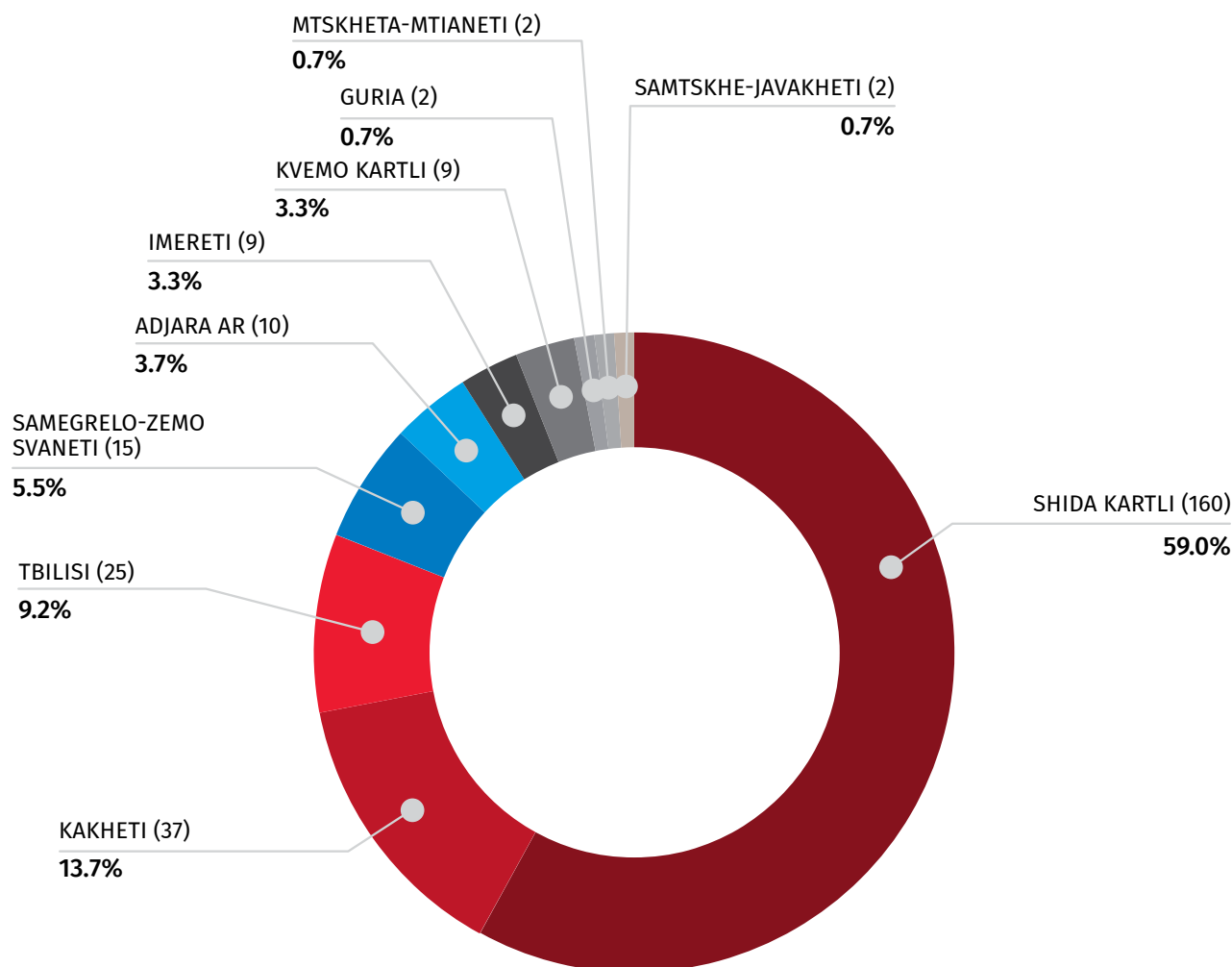
NATIONAL STATISTICS OFFICE OF GEORGIA

16.11.2022

COLD STORAGE FACILITIES

In the III quarter of 2022 the number of active cold storage facilities in Georgia was 271 and most of them were located in Shida Kartli region (59.0 percent). Active cold storage facilities were also located in Kakheti (13.7 percent), Tbilisi (9.2 percent), Samegrelo-Zemo Svaneti region (5.5 percent), Adjara AR (3.7 percent), Kvemo Kartli region (3.3 percent), Imereti region (3.3 percent), Guria region (0.7 percent), Mtskheta-Mtianeti region (0.7 percent) and Samtskhe-Javakheti region (0.7 percent):

**ACTIVE COLD STORAGE FACILITIES IN GEORGIA BY REGIONS,
III QUARTER, 2022**

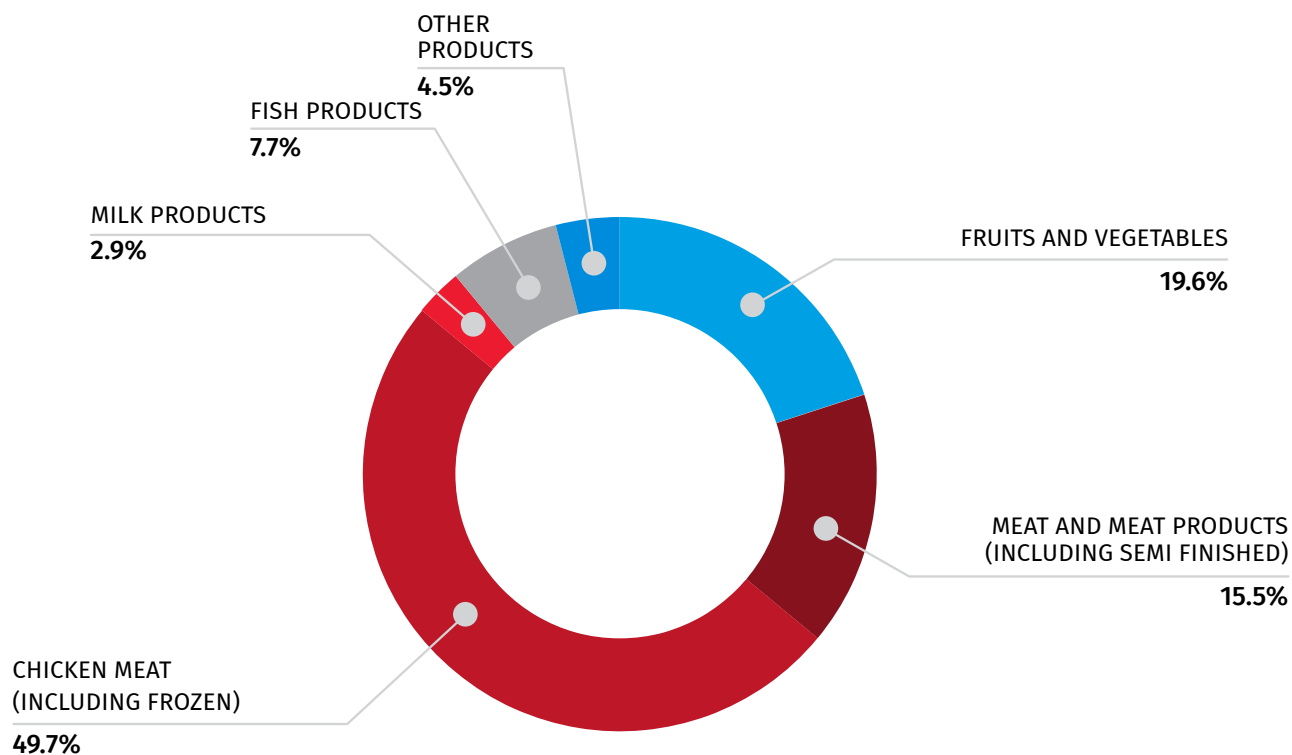


16.11.2022

In the III quarter of 2022, the service was provided to 384 customers. The number of producers and resellers, from whom the products was purchased, amounted to 735 persons. Average monthly number of persons employed in cold storage facilities were 1 902.

In total 93.6 thousand tons of products were stored in cold storage facilities during the III quarter of 2022, of which 49.7 percent was chicken meat (including frozen meat), 19.6 percent – fruit and vegetable, 15.5 percent – meat and meat products (including semi-finished products, excluded chicken meat), 7.7 percent – fish, while remaining products had a small share:

**PRODUCTS STORED IN COLD STORAGE FACILITIES,
III QUARTER, 2022**



16.11.2022

In the III quarter of 2022, the share of own production in the total volume of products stored in cold storage facilities was 13.3 percent, while the share of products purchased for further realization was 13.3 percent and the share of products stored as services was 73.4 percent. The service fee at the same period amounted to 6.2 million GEL.

In the III quarter of 2022, the total cost of products (22.4 thousand tones) sold by cold storage facilities amounted 120.6 million GEL, of which the share of imported products was 21.6 percent, share of own production was 35.3 percent and the share of products (local) purchased for resale was 43.1 percent. Herewith, 60.3 percent of own production sold by cold storage facilities was chicken meat. Significant share of imported products was Chicken meat (including frozen) (49.4 percent), meat and meat products (including semi-finished products) (23.2 percent) and fish (13.4 percent).

In the III quarter of 2022, the value of products sold by cold storage facilities on the foreign market amounted to 10.7 million GEL, which consists 8.9 percent of the total value of products sold in the same period. Mostly chicken meat, fruits and vegetables were sold on the foreign markets.

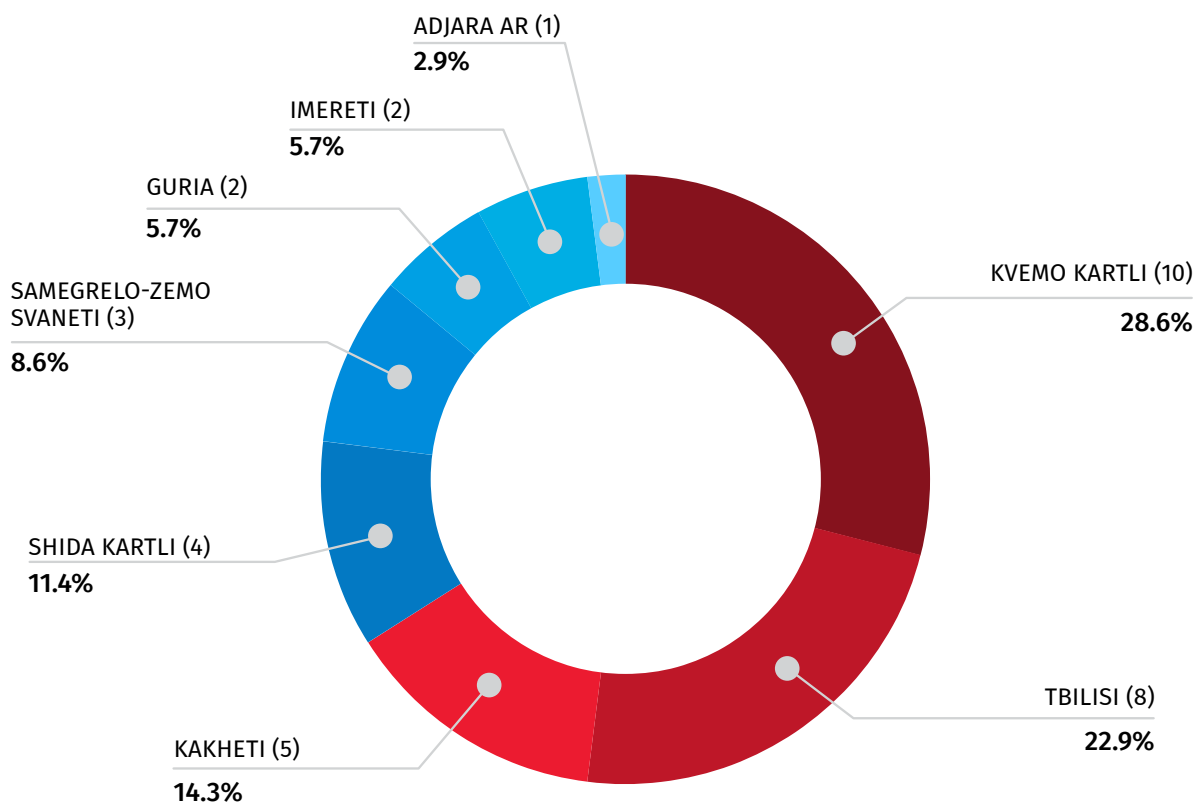
According to the survey results, the average daily load per storage (out of total storage capacity in percent) was 52.5 percent in July, 56.1 percent in August and 52.8 percent in September.

16.11.2022

ELEVATORS

The total number of active elevators in Georgia in the III quarter of 2022 were 35 and most of them were located in Kvemo Kartli region (28.6 percent), while 22.9 percent of active elevators were located in Tbilisi, 14.3 percent in Kakheti region, 11.4 percent in Shida Kartli, 8.6 percent in Samegrelo-Zemo Svaneti region, 5.7 percent in Imereti region, 5.7 percent in Guria region and 2.9 percent in Adjara:

ACTIVE ELEVATORS IN GEORGIA BY REGIONS,
III QUARTER, 2022



In the III quarter of 2022, the service was provided to 7 customers. The number of producers and resellers, from whom the product were purchased, was 127 persons, while the average monthly number of persons employed in cold storage facilities equaled 536.

In total 156.3 thousand tons of products were stored in elevators during the III quarter of 2022, 71.3 percent of which was wheat. The share of products purchased by the elevators for resale in the total amount of products stored in the elevators was 93.5 percent at the same period.

NATIONAL STATISTICS OFFICE OF GEORGIA

16.11.2022

Total amount of products sold by the elevators during the III quarter of 2022 amounted 73.8 thousand tones (total cost – 84.8 million GEL), 40.1 percent of which was own production.

The biggest share among own production had wheat flour, which consist 88.9 percent of total own production sold by the elevators at the same period.

According to survey results, average daily load per storage (out of total capacity of storages in percent) amounted to 43.5 percent in July, 42.9 percent in August and 42.8 percent in September.

National Statistics Office of Georgia

CONTACT PERSONS:

Aleksandre Arabuli, Tel: 2 36 72 10 (200), E-mail: aarabuli@geostat.ge

Mariam Kavelashvili, Tel: 2 36 72 10 (020), E-mail: mkavelashvili@geostat.ge