



NATIONAL STATISTICS OFFICE OF GEORGIA

INDICATORS OF SECONDARY GENERAL EDUCATION SCHOOLS

2022/2023 SCHOOL YEAR



01.12.2022

INDICATORS OF SECONDARY GENERAL EDUCATION SCHOOLS

(2022/2023 SCHOOL YEAR)

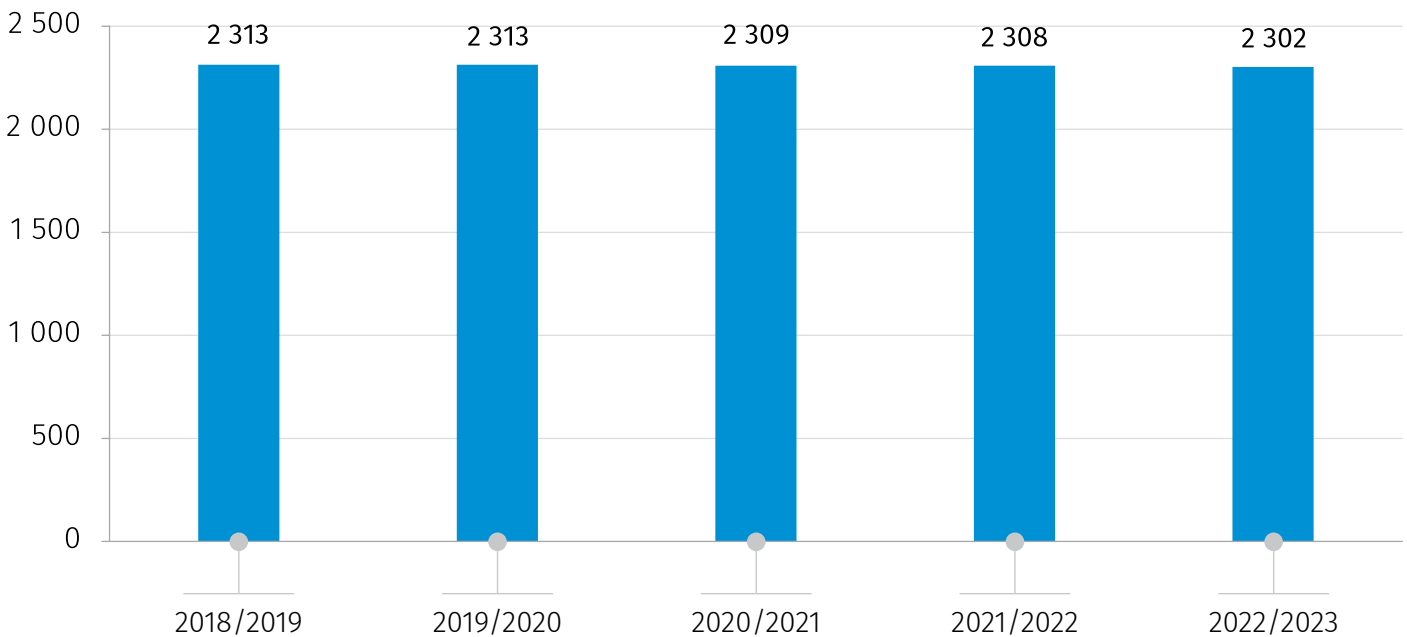
At the beginning of the 2022/2023 school year, there were 2 302 general education institutions in Georgia, including 2 086 public and 216 private schools. Number of schools decreased by 6 unit compared to the previous school year. By region, most of schools (17.1%) are located in Imereti.

The chart below presents the number of general education institutions at the beginning of the 2018/2019-2022/2023 school years.

CHART №1

NUMBER OF GENERAL EDUCATION INSTITUTIONS

(THOUSAND)



01.12.2022

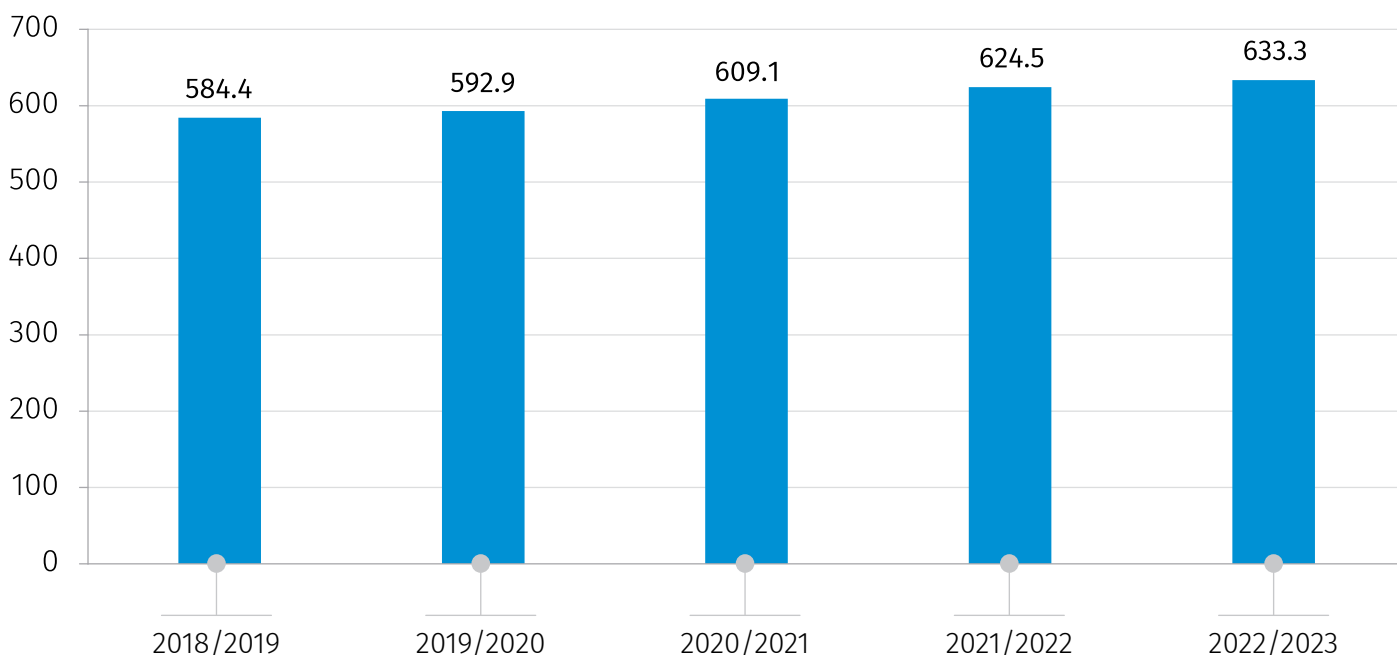
At the beginning of the 2022/2023 school year, 633.3 thousand pupil were studied in general education institutions, that is 1.4 percent higher compared to the same indicator of the previous school year. 89.9 percent of pupils attend public schools and 10.1 percent – private schools. From the total number of pupils, 48.1 percent are girls, while 51.9 percent are boys.

Among the regions, most of pupils (35.4%) study in Tbilisi.

The chart below presents the number of pupils in general education institutions for the beginning of the 2018/2019-2022/2023 school years.

CHART №2

NUMBER OF PUPILS IN GENERAL EDUCATION INSTITUTIONS
(THOUSAND)



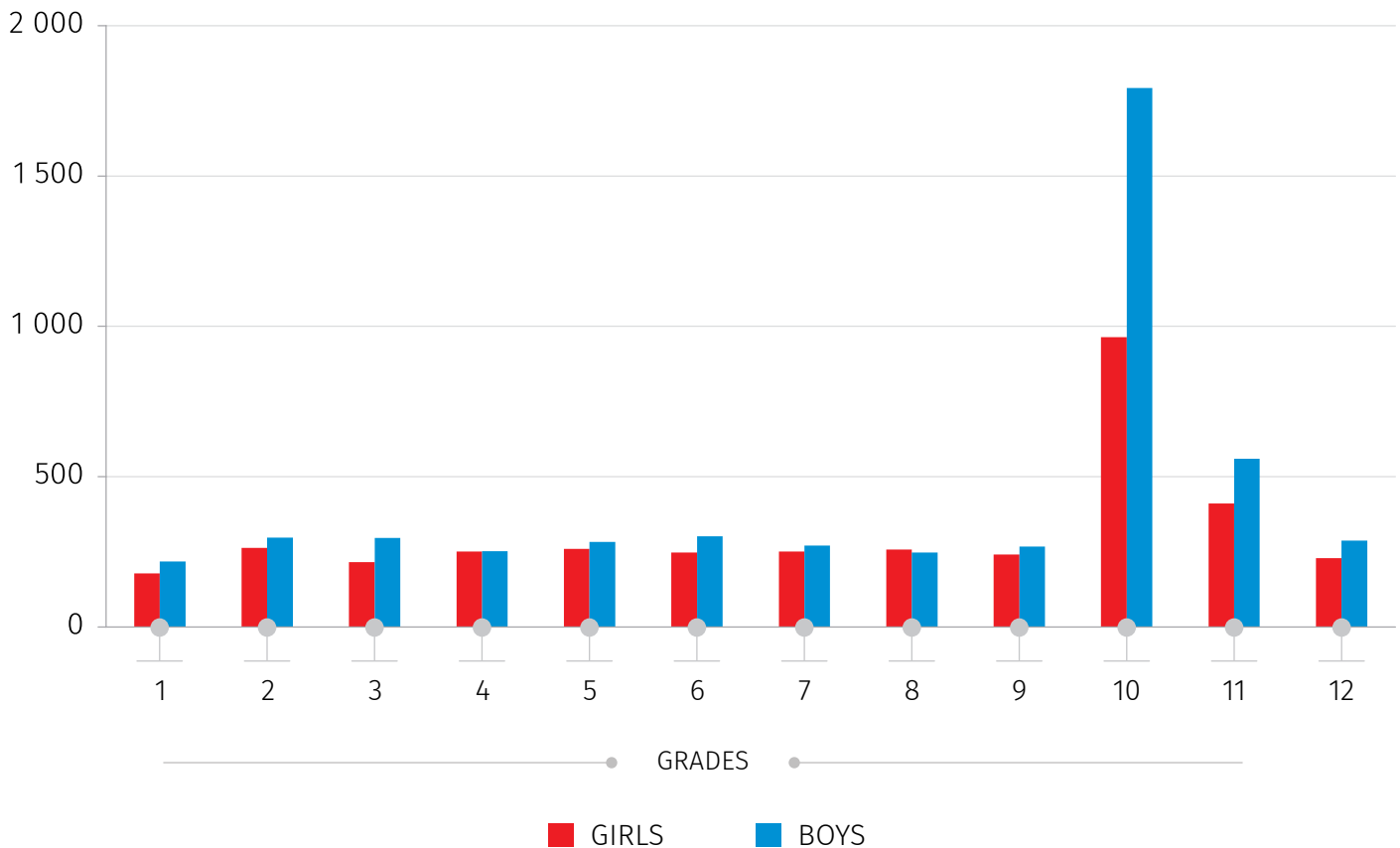
01.12.2022

During the 2021-2022 school year, 8 846 pupils abandoned studying, which is 25.5 percent higher compared to the same indicator of the previous year. Among those pupils, girls are 42.6 percent and boys are 57.4 percent.

The chart below presents the number of students by sex and grade, who have abandoned studying during the 2021/2022 school year.

CHART №3

**NUMBER OF PUPILS WHO HAVE ABANDONED STUDYING DURING
THE 2021/2022 SCHOOL YEAR
(PERSON)**



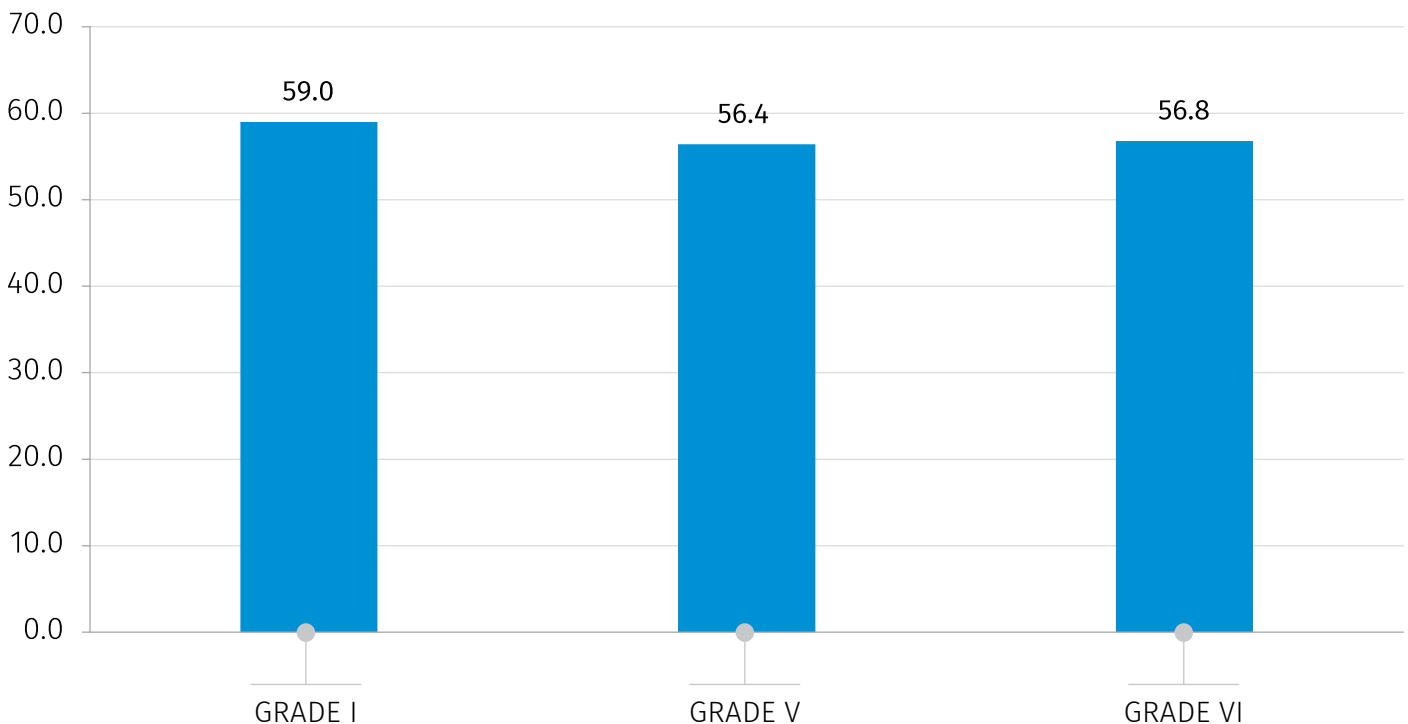
01.12.2022

In the 2022/2023 school year, information and communication technology subjects (the subjects are compulsory in I, V and VI grades) are taught by 172 217 pupils, which is 2.3 percent lower compared to the same indicator of the previous school year.

The chart below presents the number of pupils studying ICT in general education institutions in 2022/2023 school year.

CHART №4

**NUMBER OF PUPILS STUDING INFORMATION AND COMMUNICATION TECHNOLOGY IN
GENERAL EDUCATION INSTITUTIONS IN 2022/2023 SCHOOL YEAR
(THOUSAND)**



NATIONAL STATISTICS OFFICE OF GEORGIA

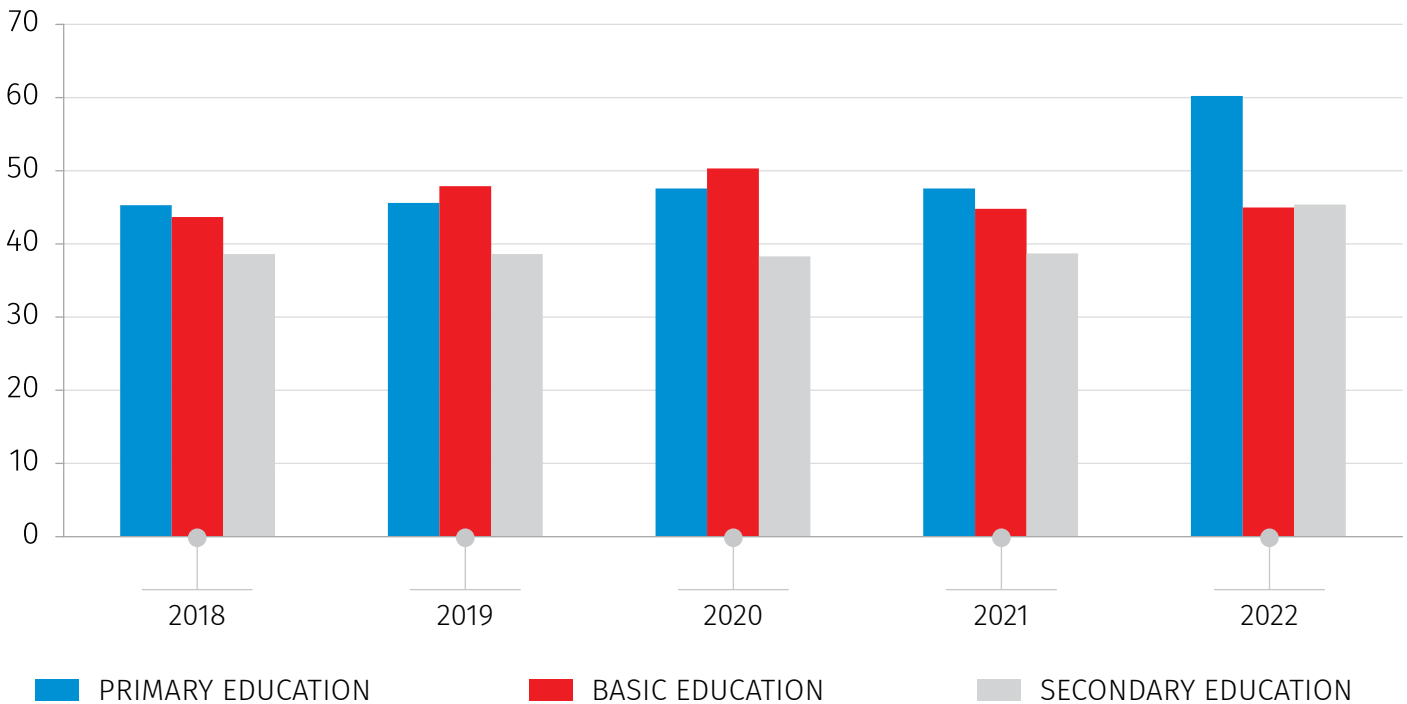
01.12.2022

In 2022, 45 423 pupils graduated from upper secondary school, that is 17.3 percent higher compared to the same indicator of the previous year. 60 235 pupils graduated from primary education, that is 26.5 percent higher compared to the previous year and 45 008 pupils – from basic education, that is 0.4 percent lower compared to the previous year.

The chart below presents the number of pupils who received primary, basic and secondary education in 2018-2022.

CHART №5

NUMBER OF GRADUATES FROM PRIMARY, BASIC AND SECONDARY SCHOOL
(THOUSAND)



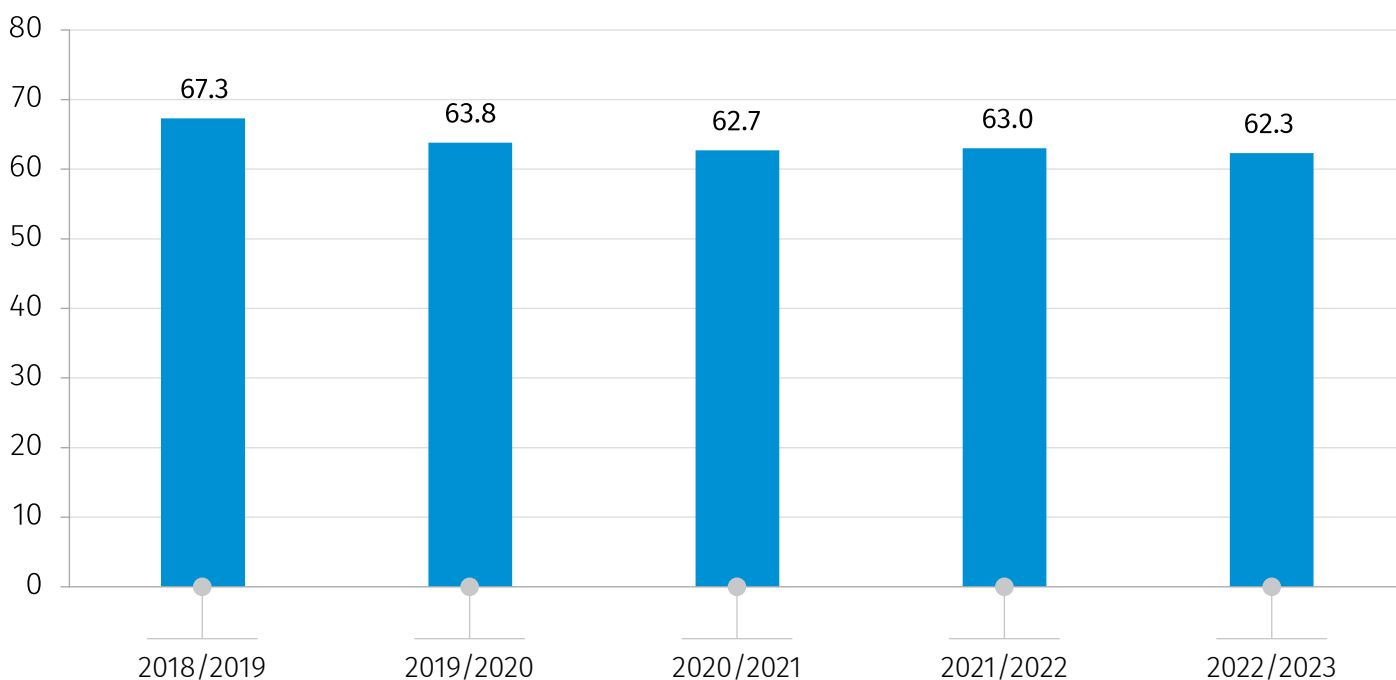
01.12.2022

At the beginning of the 2022/2023 school year, 62 296 teachers were employed in general education institutions, which is 1.1 percent lower compared to the same indicator of the previous year. The majority of teachers are women, in particular, the share of women is 87.4 percent while the share of men - 12.6 percent.

The chart below presents the number of teachers in 2018/2019–2022/2023 school years.

CHART №6

**NUMBER OF GENERAL EDUCATION SCHOOL TEACHERS
(THOUSAND)**



CONTACT PERSONS:

Vasil Tsakadze, Tel.: 2 36 72 10 (600), E-mail: vtsakadze@geostat.ge

Mariam Kavelashvili, Tel.: 2 36 72 10 (020), E-mail: mkavelashvili@geostat.ge