

EXTERNAL MERCHANDISE TRADE

JANUARY 2023 (PRELIMINARY)

COMPARED TO THE PREVIOUS YEAR



EXPORT

459.0 MILL. \$

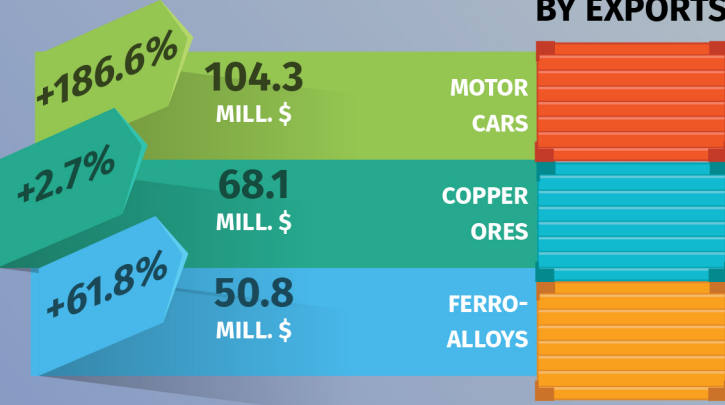
+38.5 %

IMPORT

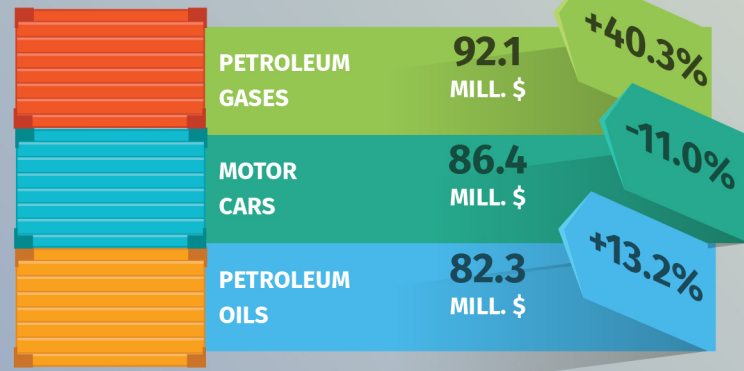
1 002.8 MILL. \$

+25.2 %


TOP 3 PRODUCTS BY EXPORTS



TOP 3 PRODUCTS BY IMPORTS



TOP 3 PARTNERS BY EXPORTS



TOP 3 PARTNERS BY IMPORTS

