

**NATIONAL STATISTICS OFFICE OF GEORGIA**

**DOMESTIC  
EXPORTS OF GEORGIA  
JANUARY-FEBRUARY 2023  
(PRELIMINARY RESULTS)**



## NATIONAL STATISTICS OFFICE OF GEORGIA

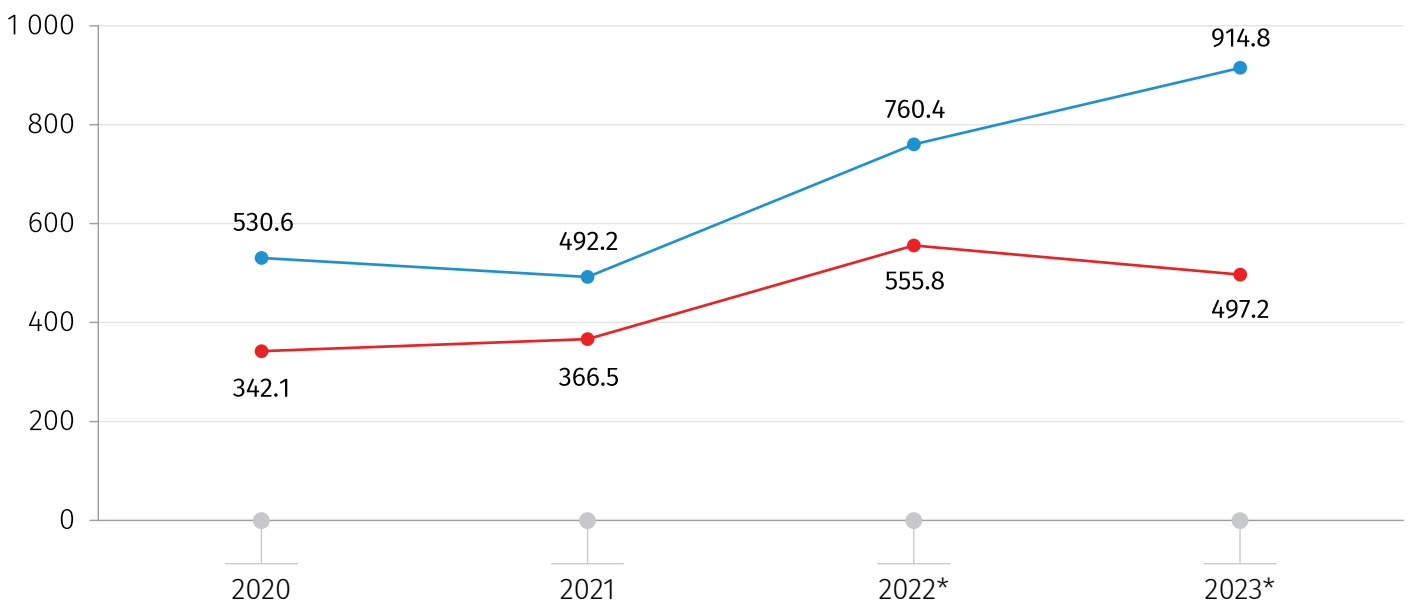
20.03.2023

### THE DOMESTIC EXPORTS IN JANUARY-FEBRUARY 2023

In January-February 2023 the exports of Georgia (excluding non-declared exports) equaled USD 914.8 million, 20.3 percent higher year-on-year. Share of the domestic exports in total export constituted 54.3 percent and amounted to USD 497.2 million, 10.6 percent lower to the same period of 2022.

The charts below reflect basic trends of the indicators in 2020-2023:

**TREND OF THE EXPORTS IN GEORGIA IN JANUARY-FEBRUARY 2020-2023**  
(MILL. USD)



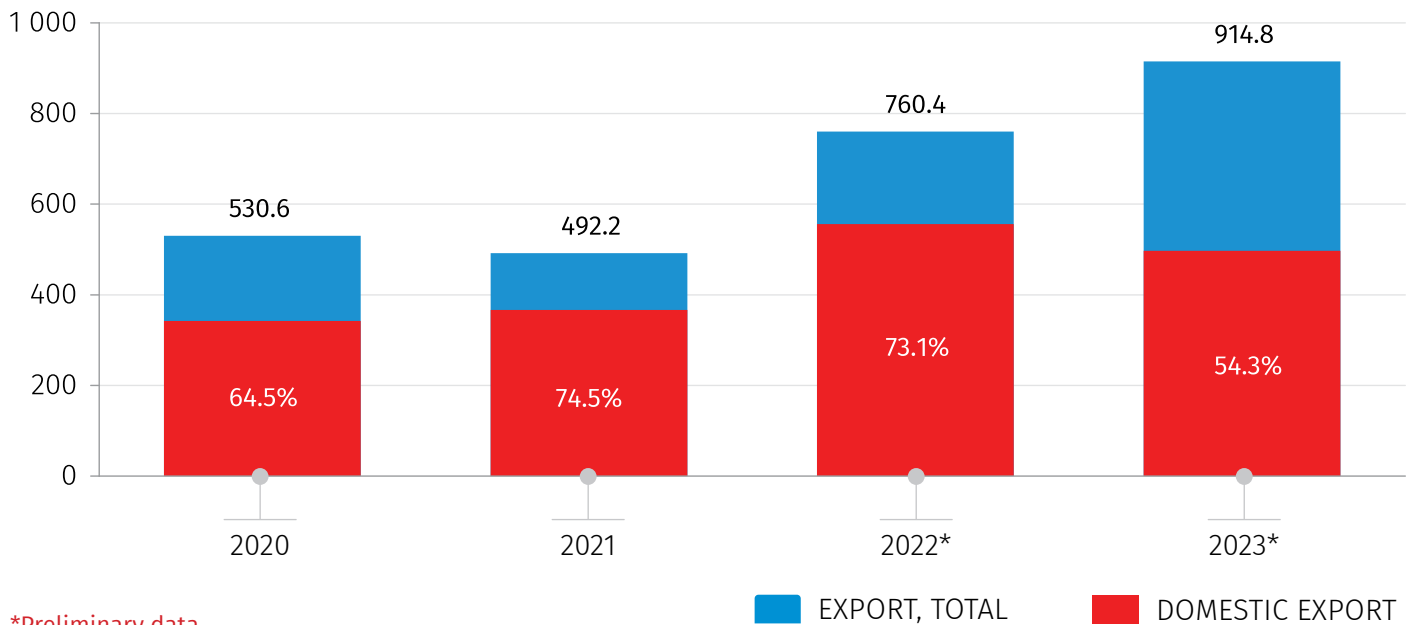
\*Preliminary data.

● EXPORT, TOTAL ● DOMESTIC EXPORT

## NATIONAL STATISTICS OFFICE OF GEORGIA

20.03.2023

### GEORGIAN EXPORT IN JANUARY-FEBRUARY 2020-2023 (MILL.USD)



\*Preliminary data.

\*\* Share of domestic exports (exports excluding re-exports) in total exports is presented as percentage figure.

The table below shows monthly data for 2021-2023 domestic exports in absolute values and their changes (in percentage) compared to the corresponding month of the previous year.

### DOMESTIC EXPORTS OF GEORGIA

		THSD. US DOLLARS	CHANGE (%)
2021	January	166 450.5	-6.4
	February	200 017.5	21.8
	March	238 032.9	23.9
	April	276 912.5	60.3
	May	240 030.0	32.6
	June	258 070.9	34.4
	July	280 525.7	46.1
	August	236 252.9	15.6
	September	270 255.5	10.2
	October	318 320.4	34.1
	November	325 230.4	44.1
	December	317 571.2	41.6

## NATIONAL STATISTICS OFFICE OF GEORGIA

20.03.2023

		THSD. US DOLLARS	CHANGE (%)
2022*	January	231 509.7	39.1
	February	324 315.8	62.1
	March	329 596.1	38.5
	April	322 140.2	16.3
	May	389 919.3	62.4
	June	282 936.0	9.6
	July	345 522.0	23.2
	August	263 817.7	11.7
	September	324 295.0	20.0
	October	290 334.1	-8.8
	November	301 879.8	-7.2
	December	297 916.4	-6.2
2023*	January	258 758.8	11.8
	February	238 392.9	-26.5

\*Preliminary data.

## NATIONAL STATISTICS OFFICE OF GEORGIA

20.03.2023

In January-February 2023 the share of the top ten trading partners by domestic exports in the total domestic exports of Georgia amounted to 82.2 percent. The top partners were Russia (USD 107.0 million), China (USD 106.1 million) and Türkiye (USD 57.1 million).

### TOP TRADING PARTNERS BY DOMESTIC EXPORTS

	JANUARY-FEBRUARY 2022*		JANUARY-FEBRUARY 2023*		CHANGE (%)
	THSD. US DOLLARS	SHARE IN TOTAL (%)	THSD. US DOLLARS	SHARE IN TOTAL (%)	
<b>TOTAL DOMESTIC EXPORTS</b>	<b>555 825.5</b>	<b>100.0</b>	<b>497 151.8</b>	<b>100.0</b>	<b>-10.6</b>
Of which:					
Russia	80 155.1	14.4	106 977.6	21.5	33.5
China	90 049.2	16.2	106 141.8	21.3	17.9
Türkiye	55 912.0	10.1	57 102.5	11.5	2.1
Bulgaria	83 688.7	15.1	34 515.3	6.9	-58.8
Armenia	15 770.1	2.8	26 194.4	5.3	66.1
Spain	2 850.0	0.5	19 865.4	4.0	597.0
Peru	18 081.2	3.3	17 010.0	3.4	-5.9
Azerbaijan	14 386.1	2.6	16 038.2	3.2	11.5
Switzerland	14 189.2	2.6	13 517.5	2.7	-4.7
United States	39 201.3	7.1	11 151.1	2.2	-71.6
Other countries	141 542.6	25.5	88 637.7	17.8	-37.4

\*Preliminary data.

In January-February 2023 copper ores and concentrates took the first place in the list of top export items, equaling USD 143.3 million, or 28.8 percent of total exports. The exports of ferro-alloys totaled USD 71.7 million and their share in the total exports amounted to 14.4 percent. The exports of wine of fresh grapes occupied the third place, standing at USD 34.4 million and constituting 6.9 percent of the total exports.

## NATIONAL STATISTICS OFFICE OF GEORGIA





20.03.2023

### MAJOR COMMODITY GROUPS BY DOMESTIC EXPORTS

	JANUARY-FEBRUARY 2022*		JANUARY-FEBRUARY 2023*		CHANGE (%)
	THSD. US DOLLARS	SHARE IN TOTAL (%)	THSD. US DOLLARS	SHARE IN TOTAL (%)	
<b>TOTAL DOMESTIC EXPORTS</b>	<b>555 825.5</b>	<b>100.0</b>	<b>497 151.8</b>	<b>100.0</b>	<b>-10.6</b>
Of which:					
Copper ores and concentrates	156 283.8	28.1	143 329.5	28.8	-8.3
Ferro-alloys	100 457.2	18.1	71 698.0	14.4	-28.6
Wine of fresh grapes	33 165.5	6.0	34 386.0	6.9	3.7
Nitrogenous fertilizers	58 223.4	10.5	21 048.0	4.2	-63.8
Gold unwrought or in semi-manufactured forms, or in powder form	13 432.3	2.4	16 346.7	3.3	21.7
Hazelnuts and other nuts	13 047.5	2.3	15 564.6	3.1	19.3
Natural or artificial mineral and aerated waters	23 314.2	4.2	15 103.4	3.0	-35.2
Spirituos beverages	13 151.0	2.4	13 685.5	2.8	4.1
Precious metal ores and concentrates	10 468.0	1.9	12 540.2	2.5	19.8
T-shirts knitted	13 157.3	2.4	10 486.5	2.1	-20.3
Other commodities	121 125.3	21.8	142 963.4	28.8	18.0

\*Preliminary data.

**SOURCES:**

-  LEPL Revenue Service of Ministry of Finance of Georgia;
-  Georgian State Electrosystem, JSC;
-  Electrosystem Commercial Operator, JSC;
-  GGTC Georgian Gas Transportation Company, LTD.

#### EXPLANATION OF SYMBOLS:

- Not applicable;
- \* Data are preliminary and subject to revisions;
- ... Data are confidential.

## NATIONAL STATISTICS OFFICE OF GEORGIA

---

20.03.2023

### NOTICE:

1. The discrepancy between the totals and the sum in some cases can be explained by using rounded data;
  2. Information does not cover the data of Simplified Customs Declarations (Form №4);
  3. Information does not cover non-organized trade, also occupied territories of Abkhazian Autonomous Republic and Tskhinvali region;
  4. According to the international methodology, there are some differences in coverage of trade flows between external merchandise trade statistics and customs statistics. Diplomatic, temporary, transit and analogous goods are excluded from the database of external merchandise trade statistics.
- 

**The preliminary data will be revised according to the Geostat's revision policy (based on the regular revision principle) as a result of adjusting data by respondents/administrative sources.**

**Domestic exports include export of goods produced in the country, as well as imported from abroad, the value of which has significantly changed as a result of domestic processing.**

### CONTACT PERSONS:

Badri Kvachadze, Tel.: (+995 32) 236 72 10 (300)

E-mail: [bkvachadze@geostat.ge](mailto:bkvachadze@geostat.ge)

Mariam Kavelashvili, Tel.: (+995 32) 236 72 10 (020)

E-mail: [mkavelashvili@geostat.ge](mailto:mkavelashvili@geostat.ge)

---