

**NATIONAL STATISTICS OFFICE OF GEORGIA**

# **SUMMARY OF VITAL STATISTICS IN GEORGIA**

**2022**



30.03.2023

## SUMMARY OF VITAL STATISTICS (BIRTHS, DEATHS, MARRIAGES, DIVORCES, 2022)<sup>1</sup>

### BIRTHS

The number of live births equaled 42 319 in 2022 (21 897 boys and 20 422 girls), registering a 7.9 percent decrease from the previous year.

TABLE №1

### NUMBER OF LIVE BIRTHS BY SEX

YEAR	BOTH SEXES	MALES	FEMALES	SEX RATIO AT BIRTH
2021	45 946	23 911	22 035	108.5
2022	42 319	21 897	20 422	107.2

In 2022, the largest number of live births was recorded in Tbilisi (14 202) while the smallest – in Racha-Lechkhumi and Kvemo Svaneti Region (246).

TABLE №2

### NUMBER OF LIVE BIRTHS BY REGIONS

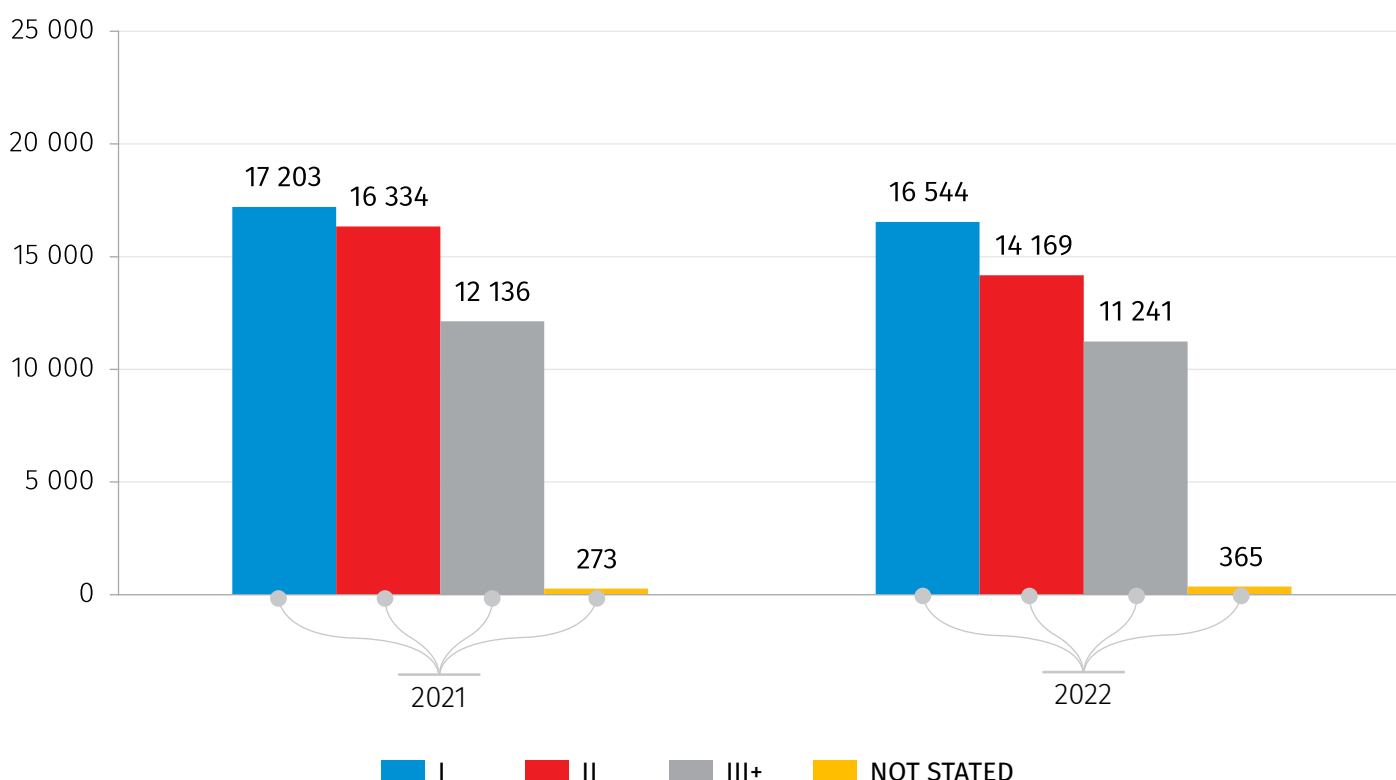
REGION	2021	2022
<b>GEORGIA</b>	<b>45 946</b>	<b>42 319</b>
Tbilisi	14 979	14 202
Adjara A.R.	5 399	5 267
Guria	1 082	917
Imereti	5 879	5 215
Kakheti	3 790	3 377
Mtskheta-Mtianeti	1 014	788
Racha-Lechkhumi and Kvemo Svaneti	263	246
Samegrelo-Zemo Svaneti	3 203	2 836
Samtskhe-Javakheti	1 896	1 687
Kvemo Kartli	5 398	5 074
Shida Kartli	3 043	2 710

<sup>1</sup> Not including occupied territories

Compared to 2021, in 2022 the share of the first order births in total live births increased from 37.4 percent to 39.1 percent. The share of the second child decreased from 35.6 percent to 33.5 percent, while the share of the third and next order births remained almost unchanged and equaled 26.6 percent.

CHART №1

## NUMBER OF LIVE BIRTHS BY ORDER

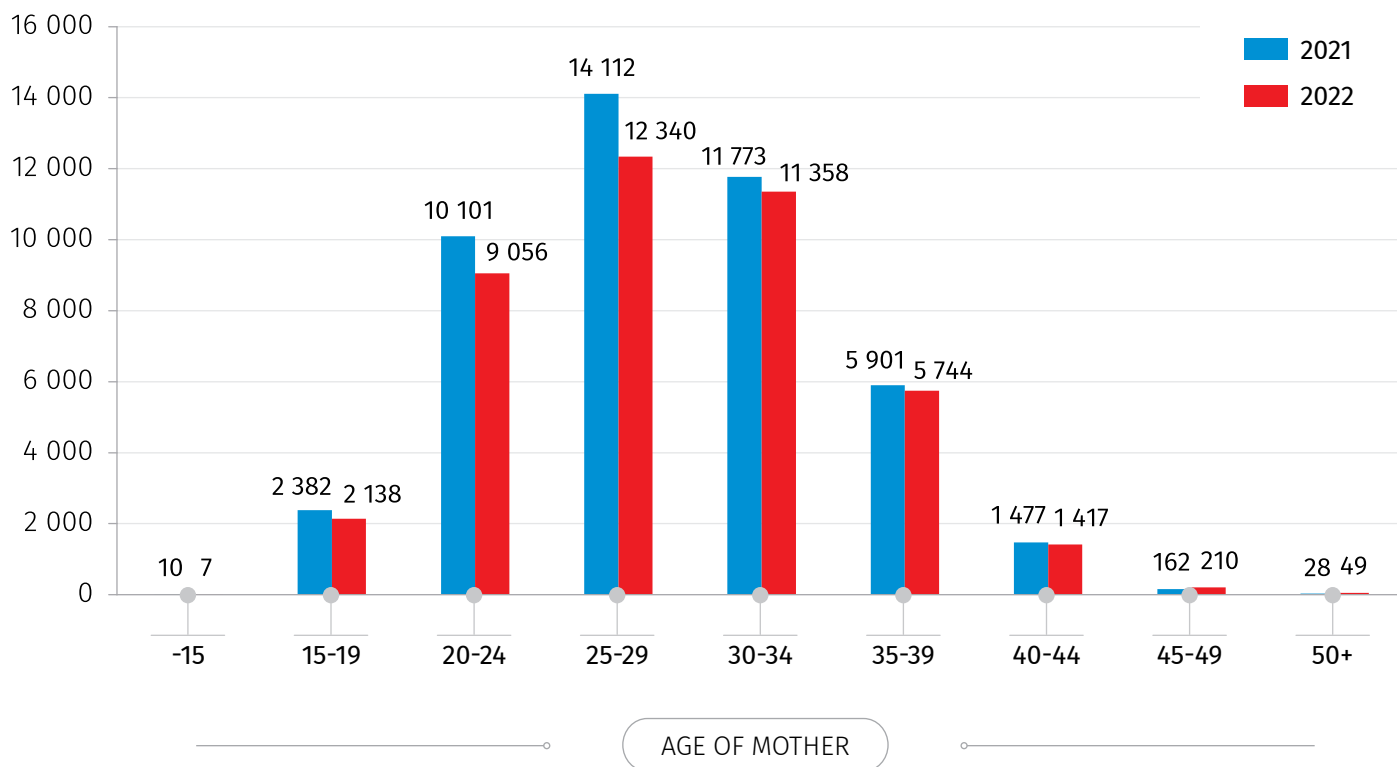


Compared to 2021, in 2022 the share of live births increased for women aged 25-39 from 69.2 percent to 69.6 percent and for women aged 40 years and older (from 3.6 percent to 4.0 percent), while decreasing for women aged less than 25 (from 27.2 percent to 26.5 percent).

30.03.2023

CHART N°2

## NUMBER OF LIVE BIRTHS BY AGE OF MOTHER



The mean age of mothers at first birth in 2022 equaled 26.4 years.

## NATIONAL STATISTICS OFFICE OF GEORGIA

30.03.2023

### DEATHS<sup>2</sup>

In 2022, the number of deaths decreased by 18.0 percent in annual terms and totaled 49 118 persons. The largest number of deaths was recorded in Tbilisi (14 123) while the smallest – in Racha-Lechkhumi and Kvemo Svaneti Region (715).

TABLE №3

### NUMBER OF DEATHS BY REGIONS

REGION	2021	2022
<b>GEORGIA</b>	<b>59 906</b>	<b>49 118</b>
Tbilisi	17 922	14 123
Adjara A.R.	4 260	3 811
Guria	1 973	1 702
Imereti	10 000	8 202
Kakheti	5 533	4 408
Mtskheta-Mtianeti	1 718	1 401
Racha-Lechkhumi and Kvemo Svaneti	874	715
Samegrelo-Zemo Svaneti	5 578	4 873
Samtskhe-Javakheti	2 324	1 932
Kvemo Kartli	5 565	4 528
Shida Kartli	4 159	3 423

<sup>2</sup> According to the Statistical Work Programme 2023, number of Deaths by Causes (2022) will be published by the end of June, 2023.

## NATIONAL STATISTICS OFFICE OF GEORGIA

30.03.2023

According to the 2022 data, infant mortality rate (per 1 000 live births) equaled 7.6 %.

The under-5 mortality rate (per 1 000 live births) in 2022 totaled 9.2%.

TABLE №4

### CHILD MORTALITY RATES (PER 1 000 LIVE BIRTHS) BY SEX

	CHILD MORTALITY RATE		UNDER-5 MORTALITY RATE	
	2021	2022	2021	2022
BOTH SEXES	9.0	7.6	10.0	9.2
BOYS	9.5	7.9	10.7	9.3
GIRLS	8.5	7.3	9.3	9.2

# NATIONAL STATISTICS OFFICE OF GEORGIA

30.03.2023

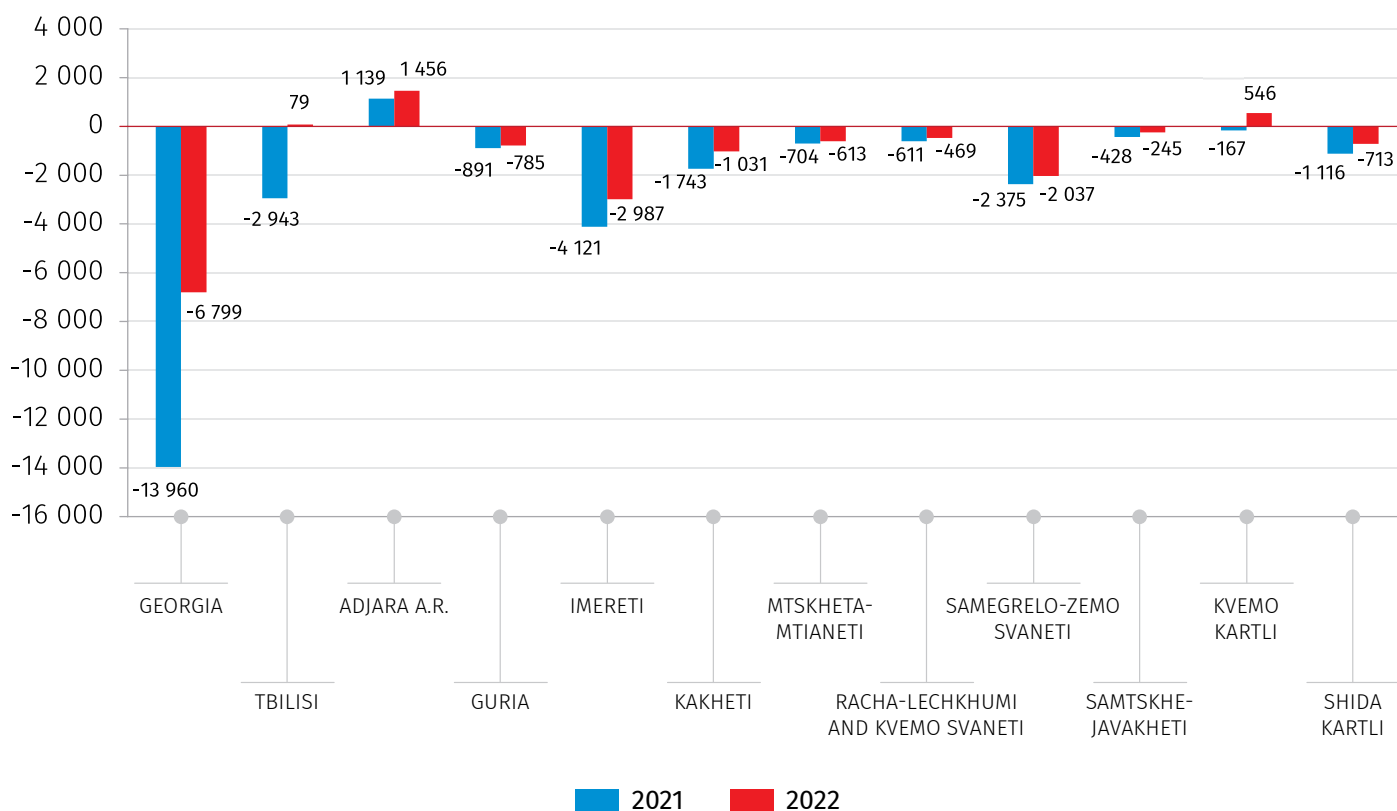
## NATURAL INCREASE

According to the 2022 data, the negative natural increase was stated in Georgia (the difference between the number of live births and the number of deaths) equaling -6 799.

A negative natural increase was registered in all regions except Tbilisi, Adjara A.R. and Kvemo Kartli region.

CHART №3

### NATURAL INCREASE BY REGIONS



## NATIONAL STATISTICS OFFICE OF GEORGIA

30.03.2023

### MARRIAGES<sup>3</sup>

In 2022, 26 048 marriages have been registered, which is a 12.5 percent increase from the corresponding figure of the previous year.

The mean age of first marriage in 2022 equals 29.4 years for females and 31.9 years for males.

TABLE №5

### NUMBER OF REGISTERED MARRIAGES BY REGIONS

REGION	2021	2022
<b>GEORGIA</b>	<b>23 155</b>	<b>26 048</b>
Tbilisi	6 874	7 916
Adjara A.R.	2 262	2 458
Guria	571	673
Imereti	3 555	4 154
Kakheti	1 771	2 091
Mtskheta-Mtianeti	421	516
Racha-Lechkhumi and Kvemo Svaneti	196	235
Samegrelo-Zemo Svaneti	1 908	2 164
Samtskhe-Javakheti	1 069	905
Kvemo Kartli	3 030	3 216
Shida Kartli	1 498	1 720

<sup>3</sup> The number do not include marriages, when the both spouses are citizens of other countries and at the same time non-usual residents of Georgia



## NATIONAL STATISTICS OFFICE OF GEORGIA

30.03.2023

### DIVORCES

The number of divorces in 2022 equaled 14 098 increasing by 32.3 percent compared to the previous year.

TABLE №6

#### NUMBER OF REGISTERED DIVORCES BY REGIONS

REGION	2021	2022
<b>GEORGIA</b>	<b>10 654</b>	<b>14 098</b>
Tbilisi	3 826	4 934
Adjara A.R.	741	1 025
Guria	286	368
Imereti	1 831	2 509
Kakheti	772	1 023
Mtskheta-Mtianeti	183	249
Racha-Lechkhumi and Kvemo Svaneti	89	103
Samegrelo-Zemo Svaneti	969	1 391
Samtskhe-Javakheti	271	299
Kvemo Kartli	1 003	1 283
Shida Kartli	683	914

#### CONTACT PERSONS:

Shorena Tsiklauri, Tel.: 2 36 72 10 (601), E-mail: [shtsiklauri@geostat.ge](mailto:shtsiklauri@geostat.ge)

Mariam Kavelashvili, Tel.: 2 36 72 10 (020), E-mail: [mkavelashvili@geostat.ge](mailto:mkavelashvili@geostat.ge)