

NATIONAL STATISTICS OFFICE OF GEORGIA

INFLATION RATE IN GEORGIA

2023 APRIL



NATIONAL STATISTICS OFFICE OF GEORGIA

03.05.2023

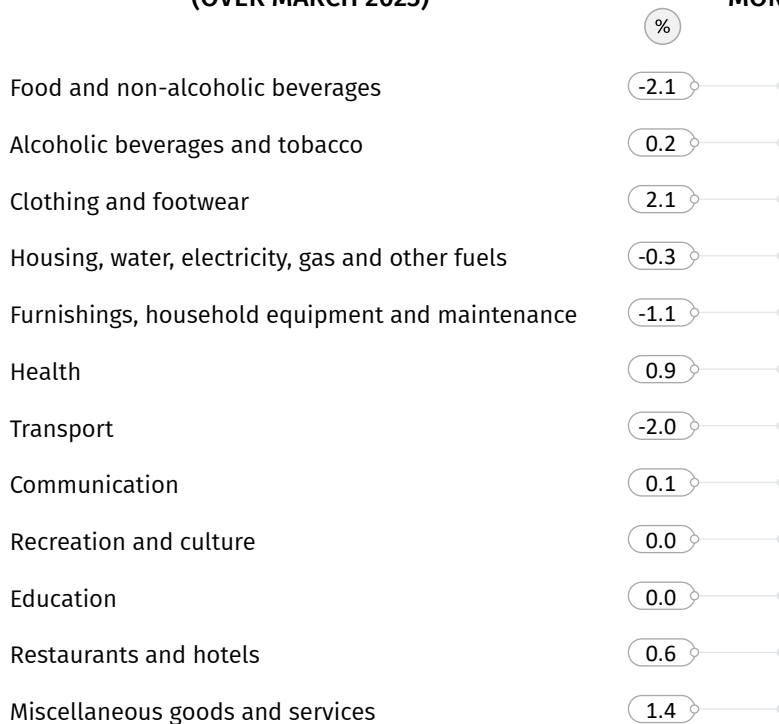
INFLATION RATE IN GEORGIA, APRIL 2023

In April 2023 the Consumer Price Index decreased by 0.7 percent compared to the previous month, while the annual inflation rate amounted to 2.7 percent.

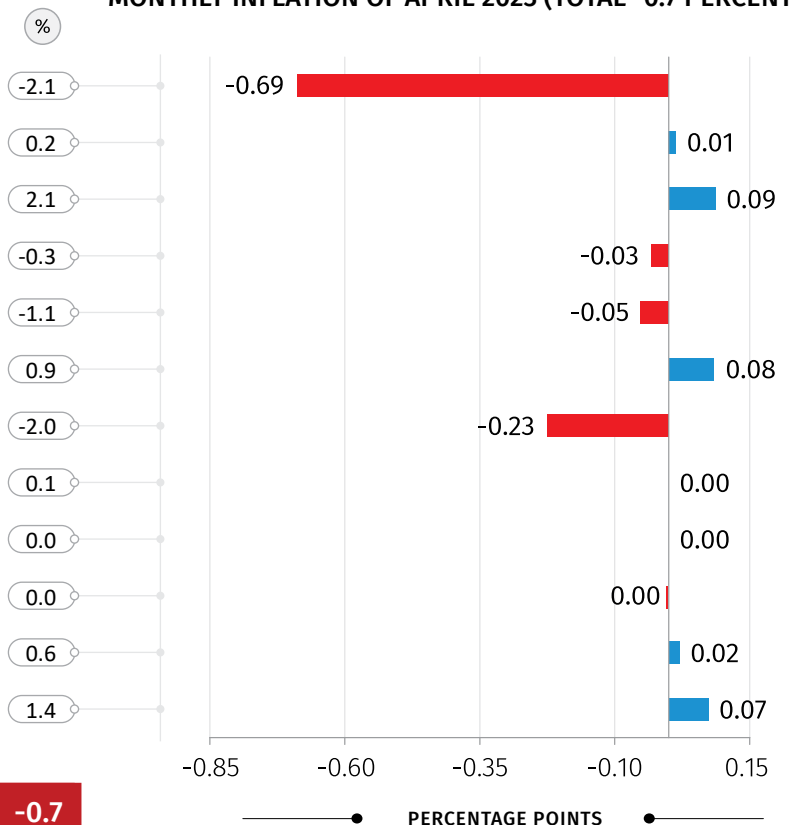
With regard to the annual core inflation¹, the prices increased by 4.7 percent, while the annual core inflation without tobacco² also amounted to 4.7 percent.

The following table shows percentage changes in prices for the commodity groups of the consumer basket as well as the relevant contributions to the overall monthly inflation rate.

PERCENTAGE CHANGE APRIL 2023 (OVER MARCH 2023)



CONTRIBUTIONS OF THE GROUPS TO THE OVERALL MONTHLY INFLATION OF APRIL 2023 (TOTAL -0.7 PERCENT)



OVERALL INFLATION

-0.7

* Individual contributions not sum up to the total due to rounding.

¹Core inflation is calculated by excluding the following groups of goods and services from the consumer basket: food and non-alcoholic beverages, energy, regulated tariffs, transport (specific tariffs).

²Core Inflation without tobacco is calculated by excluding the following groups of goods and services from the consumer basket: food and non-alcoholic beverages, tobacco; energy, regulated tariffs, transport (specific tariffs).

03.05.2023

The monthly inflation rate was mainly influenced by price changes for the following groups:

Food and non-alcoholic beverages: the prices for the group decreased by 2.1 percent, contributing -0.69 percentage points to the overall monthly inflation rate. The prices decreased for the following subgroups: oils and fats (-7.7 percent), vegetables (-6.3 percent), milk, cheese and eggs (-3.4 percent), bread and cereals (-2.1 percent), coffee, tea and cocoa (-1.0 percent). At the same time, prices increased for the following subgroups: fruit and grapes (1.1 percent) and meat (1.1 percent);

Transport: the prices for the group decreased by 2.0 percent, contributing -0.23 percentage points to the overall index. Within the group the prices decreased for operation of personal transport equipment (-2.9 percent);

Clothing and footwear: the prices increased by 2.1 percent, contributing 0.09 percentage points to the overall monthly inflation rate. Within the group, the prices were higher for both clothing (2.7 percent) and footwear (0.4 percent);

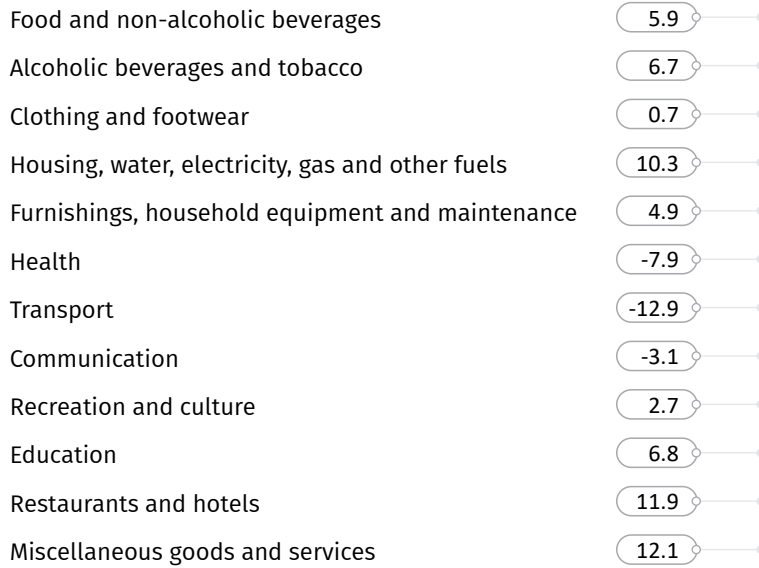
Health: the prices for the group increased by 0.9 percent, with the relevant contribution of 0.08 percentage points to the monthly inflation rate. Within the group, the prices were higher for the following subgroups: medical products, appliances and equipment (1.1 percent), out-patient services (1.0 percent).

The following table shows percentage changes in prices for the commodity groups of the consumer basket, as well as the relevant contributions to the overall annual inflation rate in April 2023.

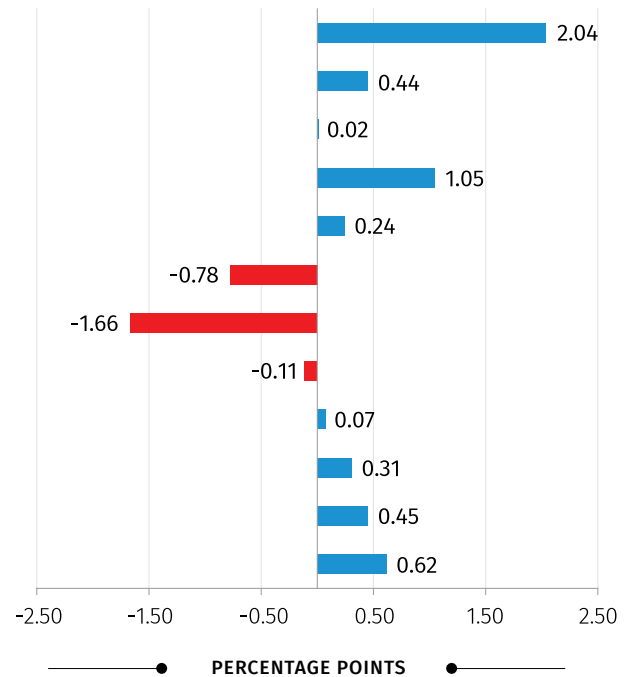
NATIONAL STATISTICS OFFICE OF GEORGIA

03.05.2023

PERCENTAGE CHANGE APRIL 2023 (OVER APRIL 2022)



CONTRIBUTIONS OF THE GROUPS TO THE OVERALL ANNUAL INFLATION OF APRIL 2023 (TOTAL 2.7 PERCENT)



OVERALL INFLATION

2.7

* Individual contributions not sum up to the total due to rounding.

The annual inflation rate was mainly influenced by price changes for the following groups:

Food and non-alcoholic beverages: the prices in the group increased by 5.9 percent, contributing 2.04 percentage points to the overall annual inflation rate. Within the group the prices increased for the following subgroups: vegetables (10.8 percent), milk, cheese and eggs (10.1 percent), bread and cereals (9.2 percent), meat (9.1 percent), mineral waters, soft drinks, fruit and vegetable juices (8.7 percent), fish (6.7 percent), coffee, tea and cocoa (3.4 percent), sugar, jam, honey, chocolate and confectionery (1.5 percent). At the same time, prices decreased for the subgroup of oils and fats (-14.8 percent), fruit and grapes (-4.4 percent);

Housing, water, electricity, gas and other fuels: the prices for the group posted a 10.3 percent increase, which contributed 1.05 percentage points to the annual inflation rate. The prices were higher for the following subgroups: actual rentals for housing (31.0 percent), maintenance and repair of the dwelling (4.6 percent);

Transport: the prices for the group decreased by 12.9 percent, contributing -1.66 percentage points to the overall index. Within the group the prices decreased for the following subgroups: operation of personal transport equipment (-20.5 percent), purchase of vehicles (-2.8 percent).

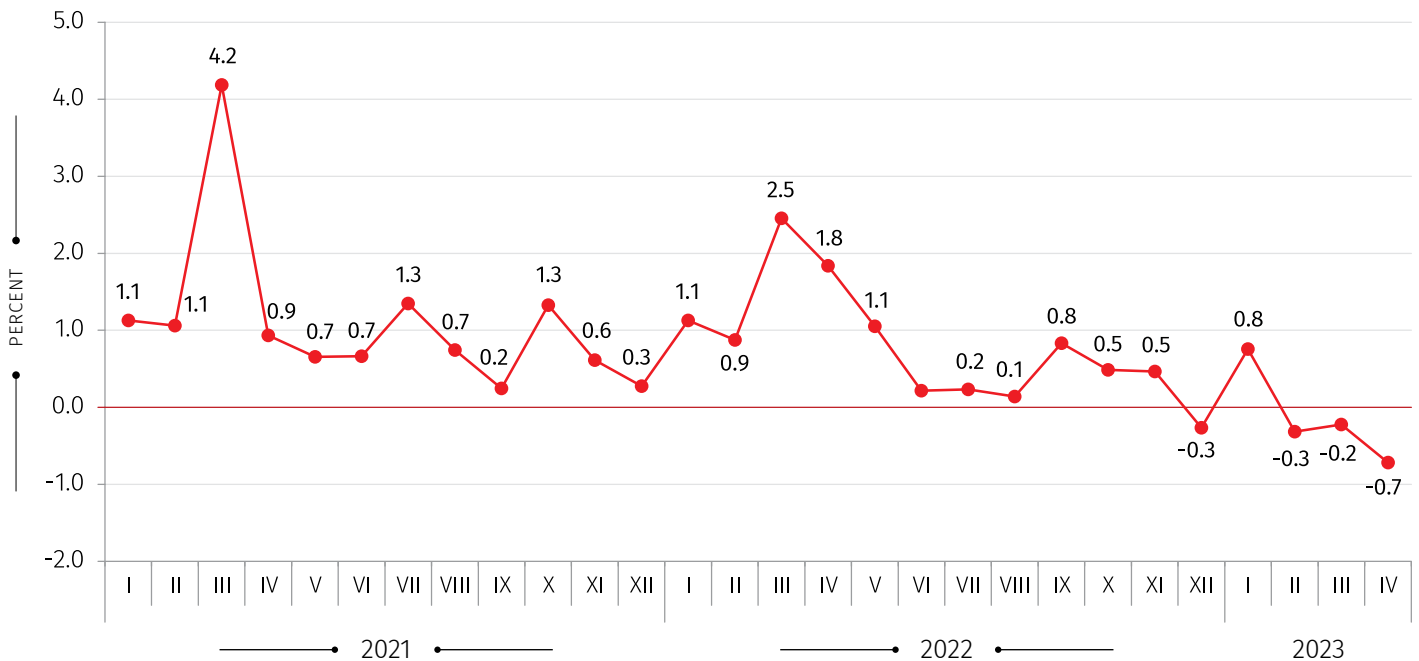
NATIONAL STATISTICS OFFICE OF GEORGIA

03.05.2023

At the same time, prices increased for transport services (8.0 percent);

Health: the prices for the group decreased by 7.9 percent, with the relevant contribution of -0.78 percentage points to the annual inflation rate. Within the group, the prices were lower for medical products, appliances and equipment (-18.7 percent). At the same time, prices increased for out-patient services (11.3 percent) and hospital services (7.6 percent).

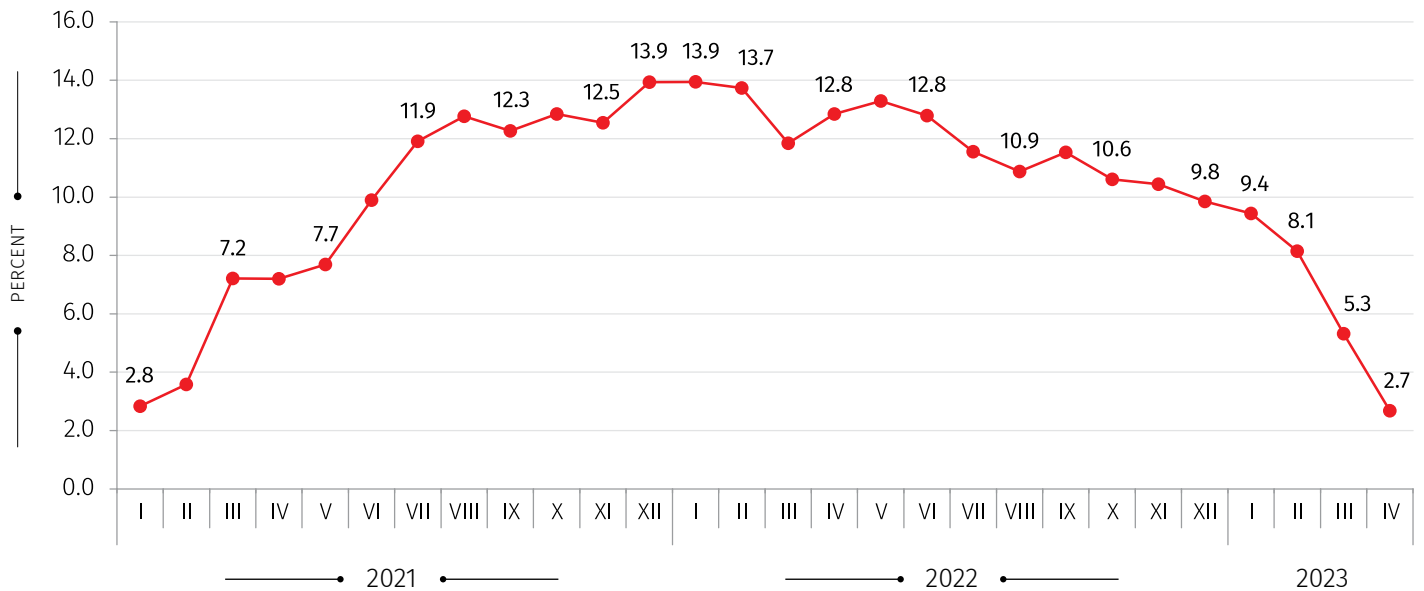
MONTHLY INFLATION



NATIONAL STATISTICS OFFICE OF GEORGIA

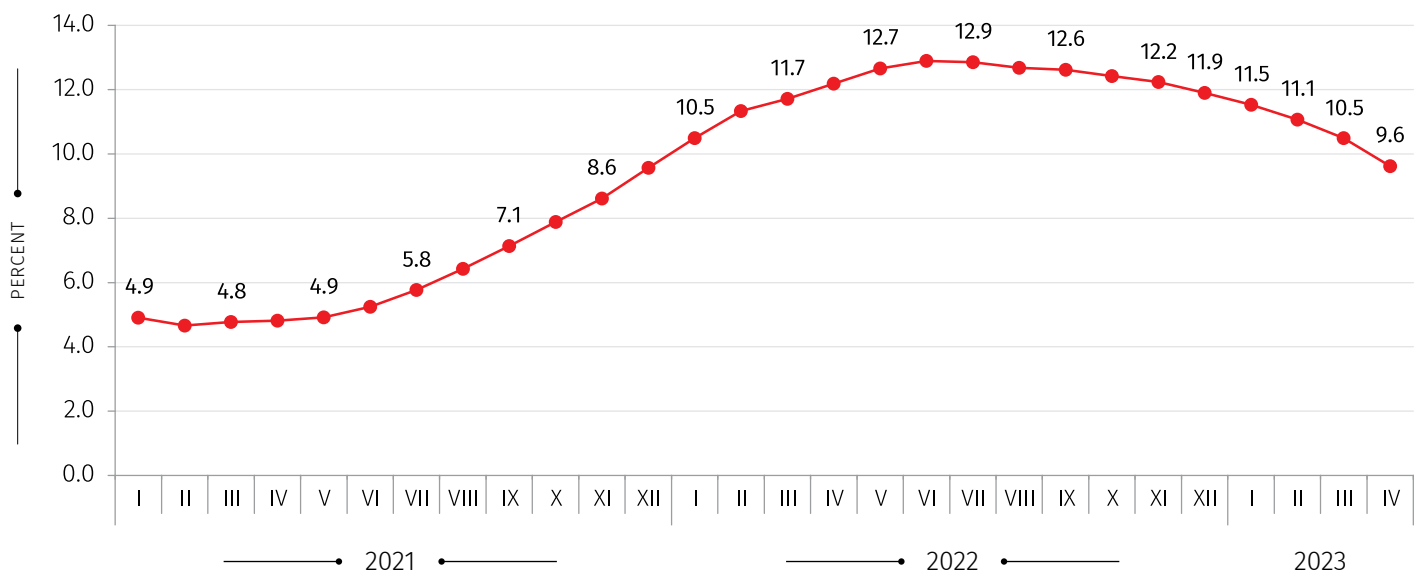
03.05.2023

ANNUAL INFLATION RATE IN GEORGIA (YEAR-ON-YEAR CHANGE)



AVERAGE INFLATION RATE

(12 MONTH AVERAGE OVER THE PREVIOUS 12 MONTH AVERAGE, PERCENTAGE CHANGE)



CONTACT PERSONS:

Giorgi Tetrauli
Tel: (+995 32) 236 72 10 (400)
E-mail: gtetrauli@geostat.ge

Mariam Kavelashvili
Tel: (+995 32) 236 72 10 (020).
E-mail: mkavelasvili@geostat.ge