



NATIONAL STATISTICS OFFICE OF GEORGIA

AGRICULTURE OF GEORGIA

**2023, I QUARTER
(PRELIMINARY DATA ON
ANIMAL HUSBANDRY)**



17.05.2023

AGRICULTURE OF GEORGIA

I QUARTER, 2023

(PRELIMINARY DATA ON ANIMAL HUSBANDRY)

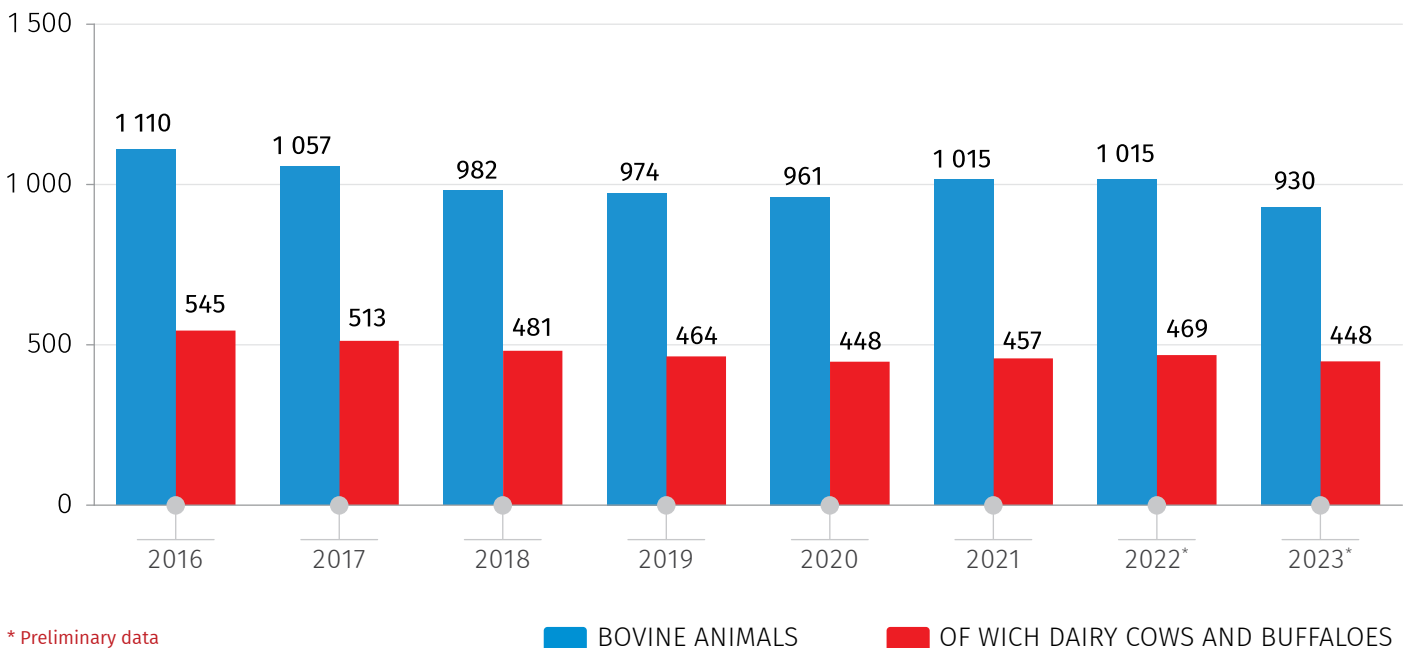
According to the preliminary data, at the end of the I quarter of 2023 the number of bovine animals decreased by 8.4 percent compared to the I quarter of 2022 and reached 929.8 thousand heads. Of which, the total number of dairy cows and buffaloes equaled 448.2 thousand heads, which is 4.3 percent less than the same indicator of the previous year.

The number of pigs equaled to 159.5 thousand heads which is 6.3 percent less than at the same period of the previous year.

The number of poultry decreased by 10.5 percent compared to the same period of the previous year and equaled 9.2 million heads.

The charts below present the number of bovine animals, sheep and goats, pigs and poultry by the end of the I quarter of 2016-2023.

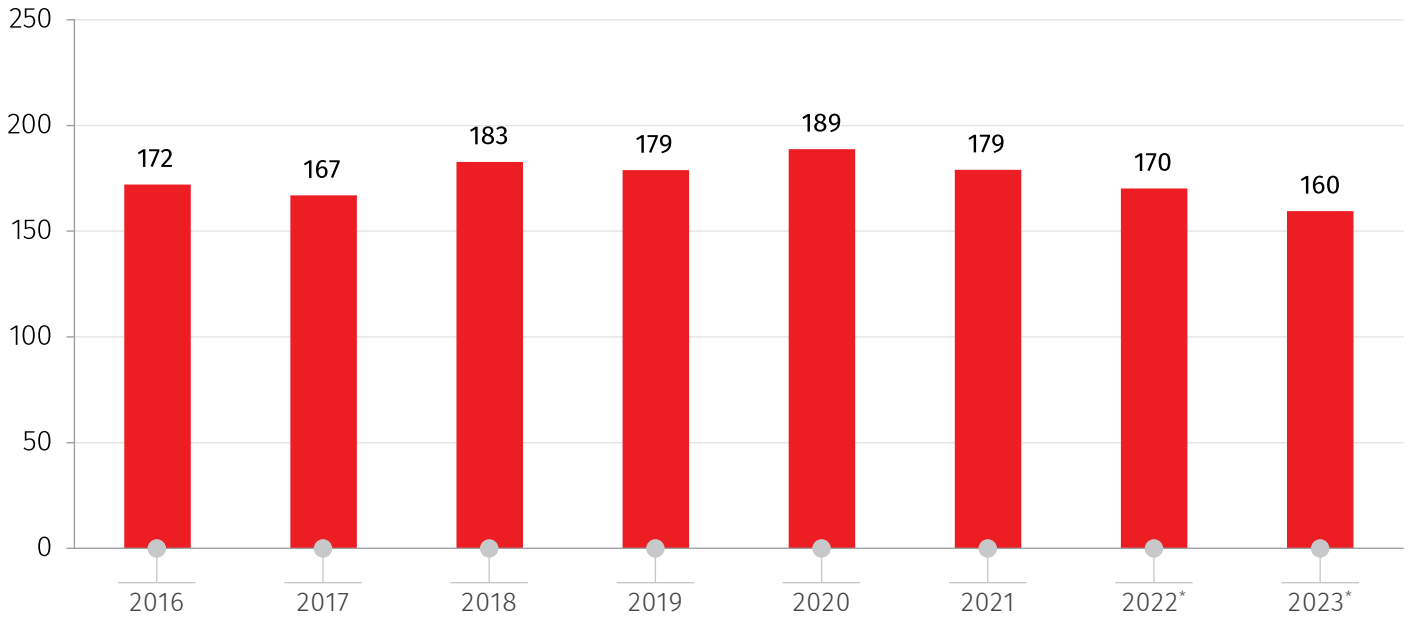
NUMBER OF BOVINE ANIMALS BY THE END OF THE FIRST QUARTER OF 2016-2023
(THS. HEADS)



NATIONAL STATISTICS OFFICE OF GEORGIA

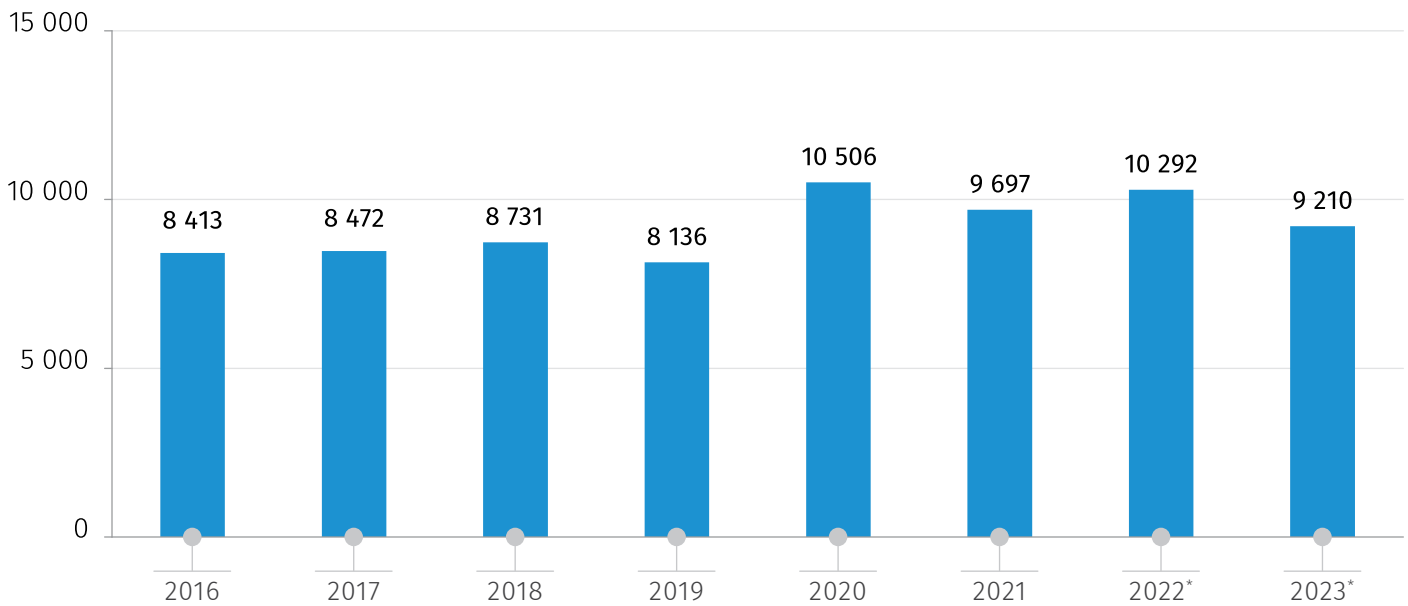
17.05.2023

NUMBER OF PIGS BY THE END OF THE FIRST QUARTER OF 2016-2023 (THS. HEADS)



* Preliminary data

NUMBER OF POULTRY BY THE END OF THE FIRST QUARTER OF 2016-2023 (THS. HEADS)



* Preliminary data

17.05.2023

According to the preliminary data, in the I quarter of 2023 milk production decreased by 5.8 percent compared to the same period of the previous year and amounted to 105.7 million litres.

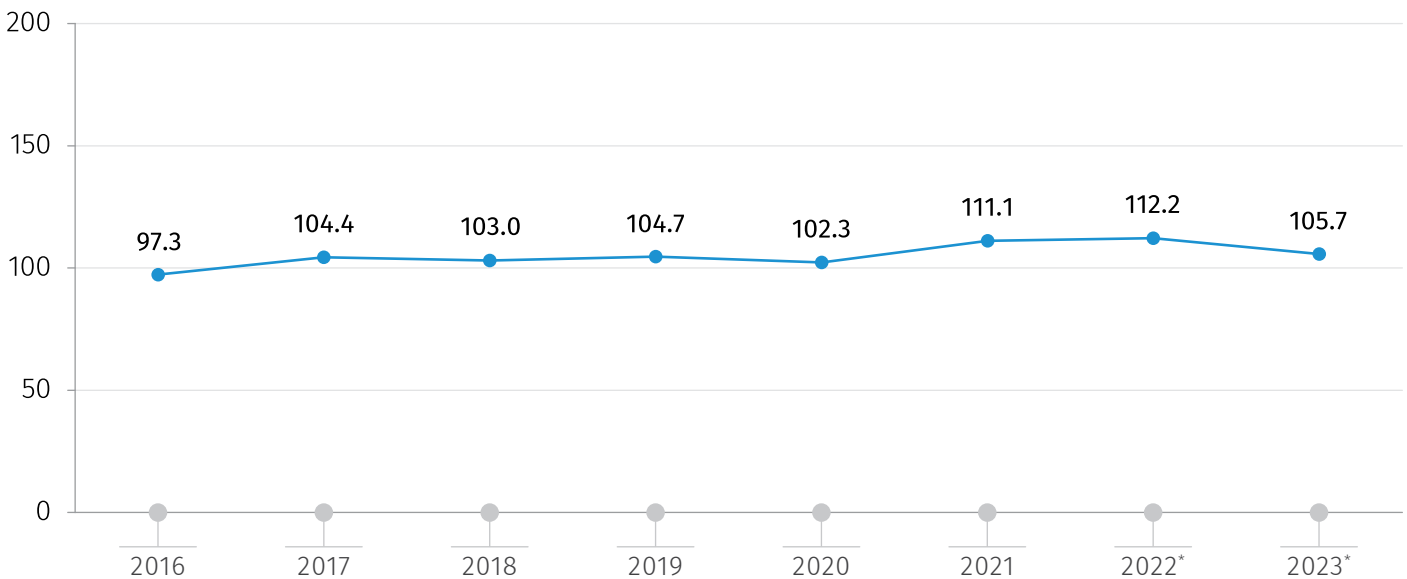
Meat production increased by 8.4 percent from the same period of the previous year and equaled 18.1 thousand tons.

In the I quarter of 2023 egg production amounted to 169.9 million pieces which is 2.7 percent more than in the same period of the previous year.

The diagrams below present the volume of livestock products produced in the I quarter of 2016-2023.

MILK PRODUCTION IN THE FIRST QUARTER OF 2016-2023

(MILL. LITRES)

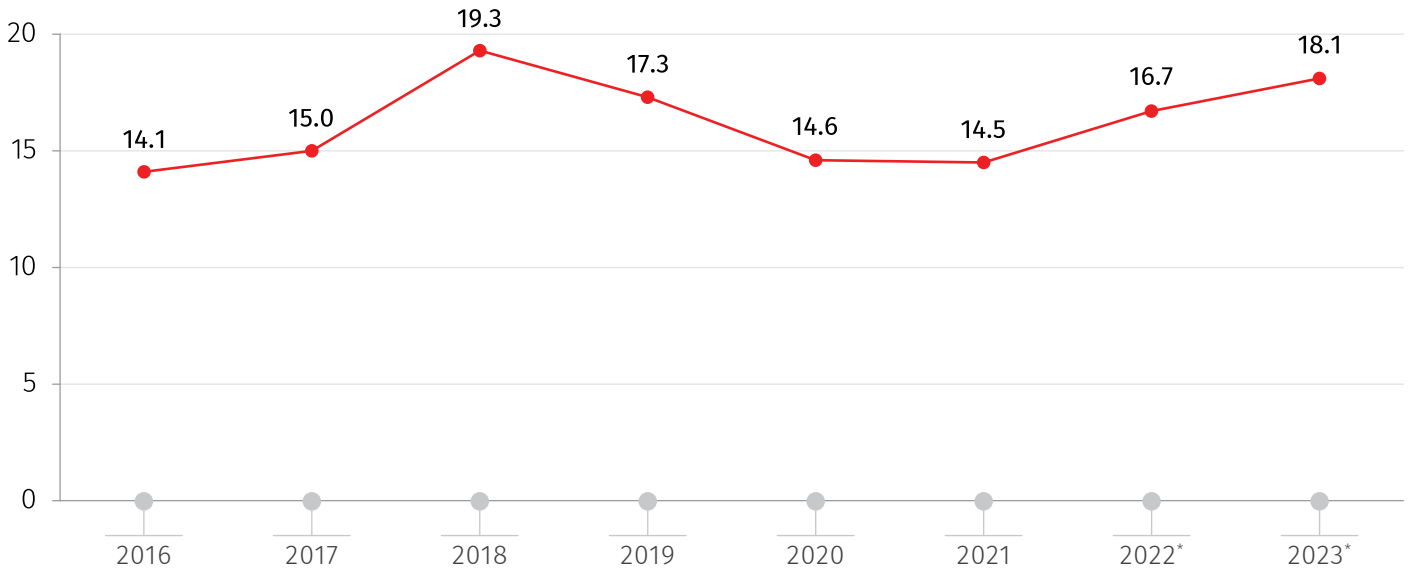


* Preliminary data

NATIONAL STATISTICS OFFICE OF GEORGIA

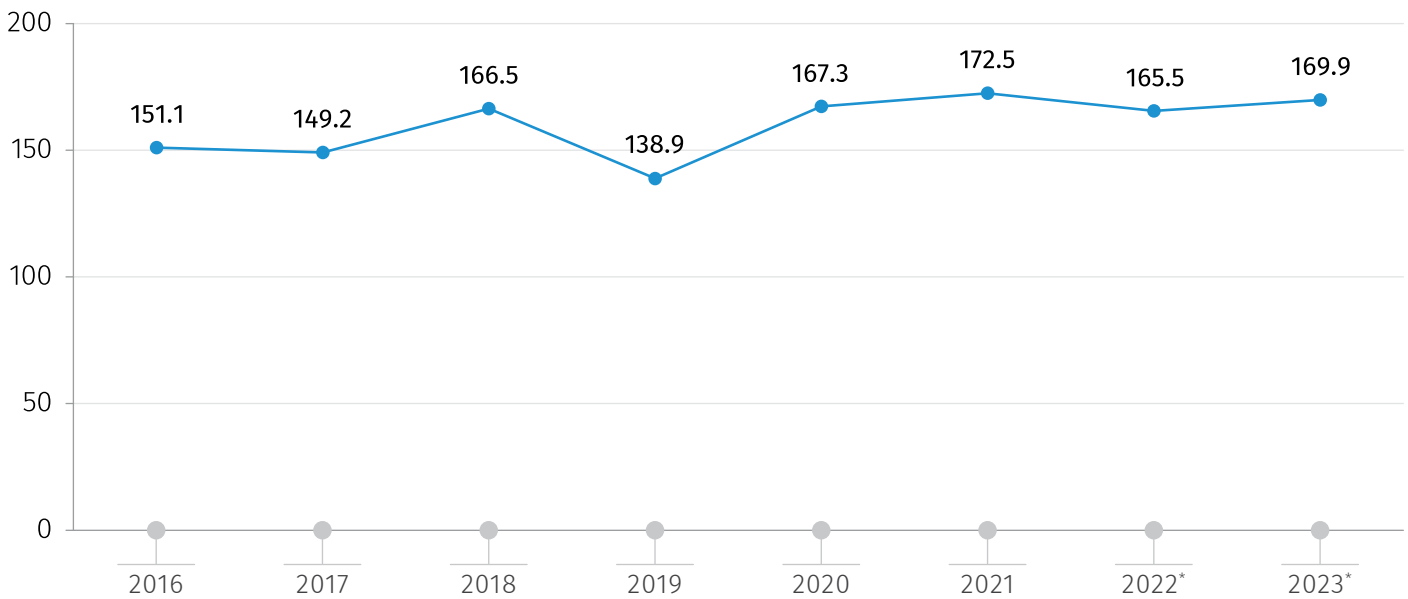
17.05.2023

MEAT PRODUCTION IN THE FIRST QUARTER OF 2016-2023 (THS. TONS)



* Preliminary data

EGG PRODUCTION IN THE FIRST QUARTER OF 2016-2023 (MILL. PIECES)



* Preliminary data

NATIONAL STATISTICS OFFICE OF GEORGIA

17.05.2023

The following tables include data of 2022-2023 on the number of livestock and poultry, their export and import data, as well as production of livestock products in quarterly terms.

NUMBER OF LIVESTOCK AND POULTRY BY THE END OF THE QUARTER IN 2022-2023 (THS. HEADS)

	2022*				2023*
	I Q	II Q	III Q	IV Q	I Q
Bovine Animals	1 014.6	997.0	933.0	868.7	929.8
Of which dairy cows and buffaloes	468.5	470.9	457.8	444.0	448.2
Pigs	170.2	194.8	202.4	139.9	159.5
Poultry	10 292.0	11 055.8	10 582.5	9 654.2	9 209.5

* Preliminary data

EXPORT OF LIVESTOCK AND POULTRY IN 2022-2023 (THS. HEADS)

	2022*				2023*
	I Q	II Q	III Q	IV Q	I Q
Bovine Animals	18.4	25.6	48.7	38.9	19.6
Pigs	0.4	0.3	1.8	1.0	0.1
Poultry	1 930.7	3 358.9	3 441.3	4 873.3	3 472.7

* Preliminary data

IMPORT OF LIVESTOCK AND POULTRY IN 2022-2023 (THS. HEADS)

	2022*				2023*
	I Q	II Q	III Q	IV Q	I Q
Bovine Animals	0.3	1.1	0.2	0.5	0.9
Pigs	18.8	23.3	26.3	34.3	28.3
Poultry	1 733.8	1 219.8	2 111.2	2 069.9	2 431.5

* Preliminary data

NATIONAL STATISTICS OFFICE OF GEORGIA

17.05.2023

PRODUCTION OF LIVESTOCK PRODUCTS IN 2022-2023

	2022*				2023*
	I Q	II Q	III Q	IV Q	I Q
Meat (ths. tons)	16.7	17.7	16.4	23.9	18.1
Milk (mill. litres)	112.2	200.0	165.0	97.5	105.7
Eggs (mill. pieces)	165.5	167.7	159.5	156.2	169.9

* Preliminary data

Source: National Statistics Office of Georgia.

Explanation of symbols:

- Not applicable;

Final data of 2021 will be available on June 15, 2022

Final data of 2022 will be available on June 15, 2023

CONTACT PERSON:

George Sanadze, Tel: (+995 32) 2 36 72 10 (500), E-mail: gsanadze@geostat.ge

Mariam Kavelashvili, Tel: (+995 32) 2 36 72 10 (020), E-mail: mkavelashvili@geostat.ge