

NATIONAL STATISTICS OFFICE OF GEORGIA

**INDICATORS OF LIVING CONDITIONS
(HOUSEHOLDS INCOMES
AND EXPENDITURES)**

2022



25.05.2023

INDICATORS OF LIVING CONDITIONS (HOUSEHOLDS INCOMES AND EXPENDITURES) 2022

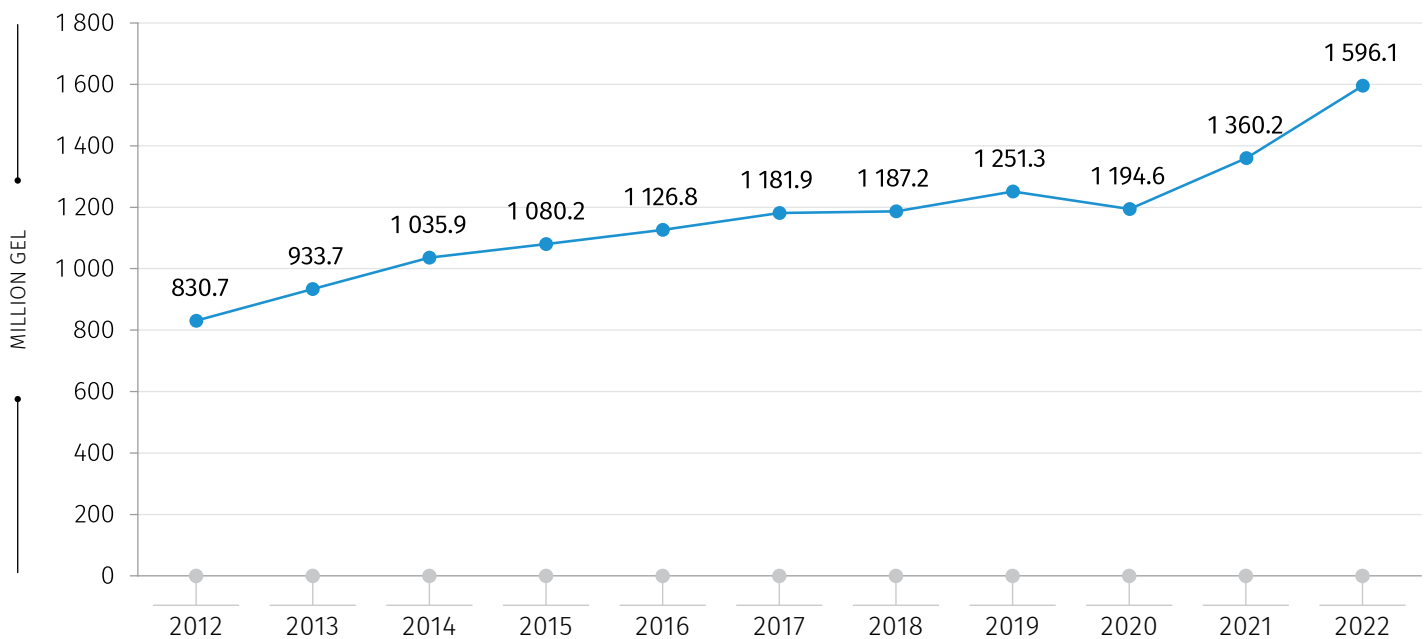
INCOMES

In 2022 the average monthly incomes (cash and non-cash inflows) of the population in Georgia amounted to 1 596.1 million GEL, which is 17.3 percent increase compared to 2021.

The chart below presents average monthly cash and non-cash inflows of the population for 2012-2022 years.

CHART №1

AVERAGE MONTHLY CASH AND NON-CASH INFLOWS OF THE POPULATION



NATIONAL STATISTICS OFFICE OF GEORGIA

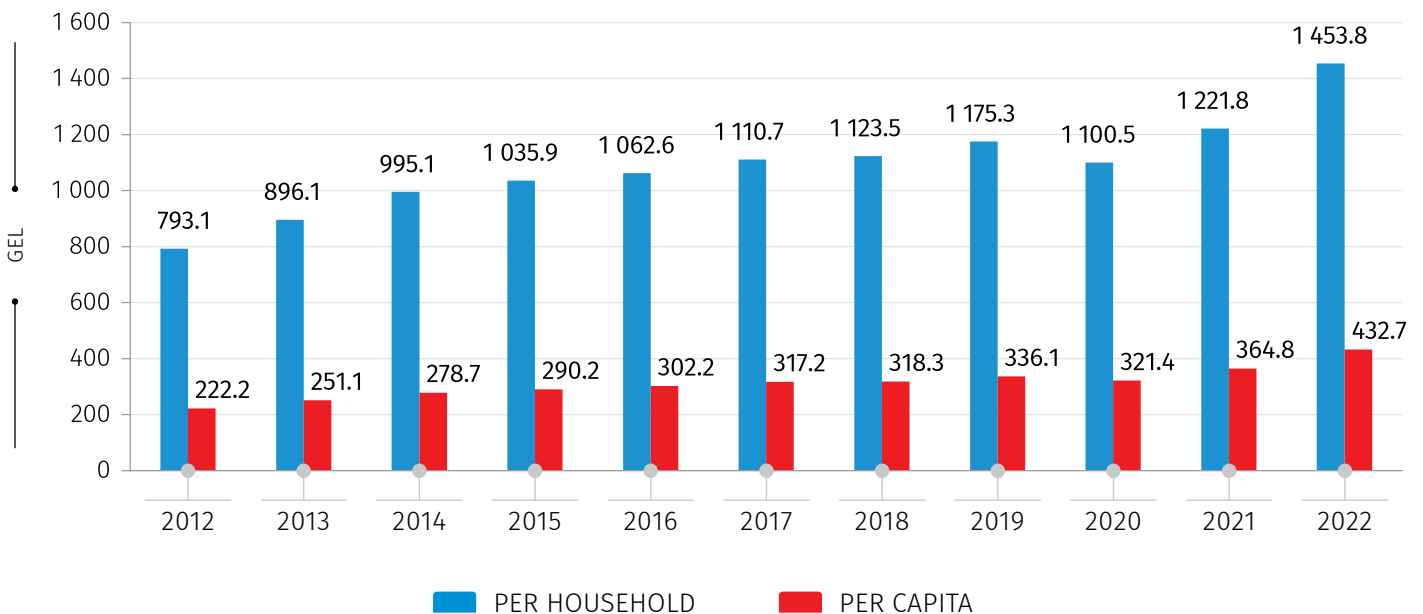
25.05.2023

According to the survey data of 2022, average monthly incomes increased by 19.0 percent per household, by 18.6 per capita and amounted to 1 453.8 GEL and 432.7 GEL correspondingly.

The chart below presents average monthly cash and non-cash inflows per household and per capita for 2012-2022 years.

CHART №2

**AVERAGE MONTHLY CASH AND NON-CASH INFLOWS
PER HOUSEHOLD AND PER CAPITA**



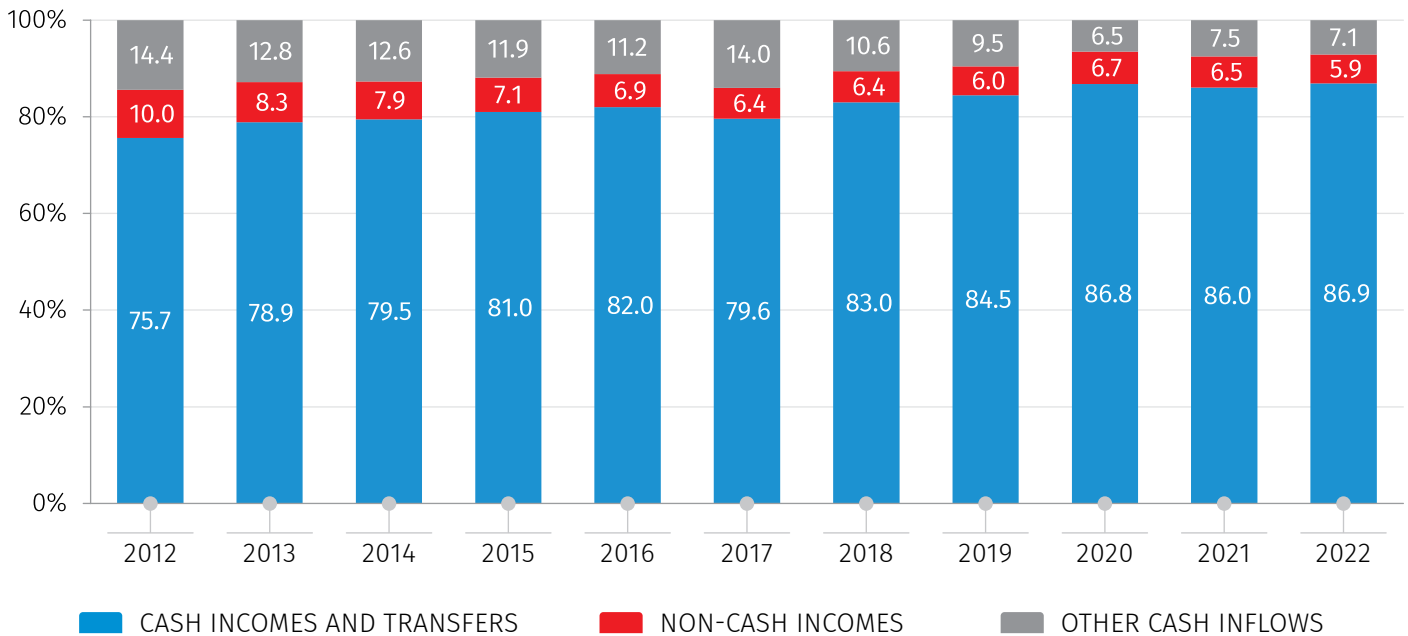
According to the survey, the main source of incomes for households are cash incomes and transfers, which increased by 0.9 percent point y.o.y and reached 86.9 percent.

The chart below presents distribution of average monthly cash and non-cash inflows by main sources for 2012-2022 years.

25.05.2023

CHART №3

DISTRIBUTION OF AVERAGE MONTHLY CASH AND NON-CASH INFLOWS BY MAIN SOURCES
(%)



The amount of households total incomes in urban areas increased by 14.9 percent to GEL 967.9 million, while that of rural areas increased by 21.4 percent to GEL 628.1 million.

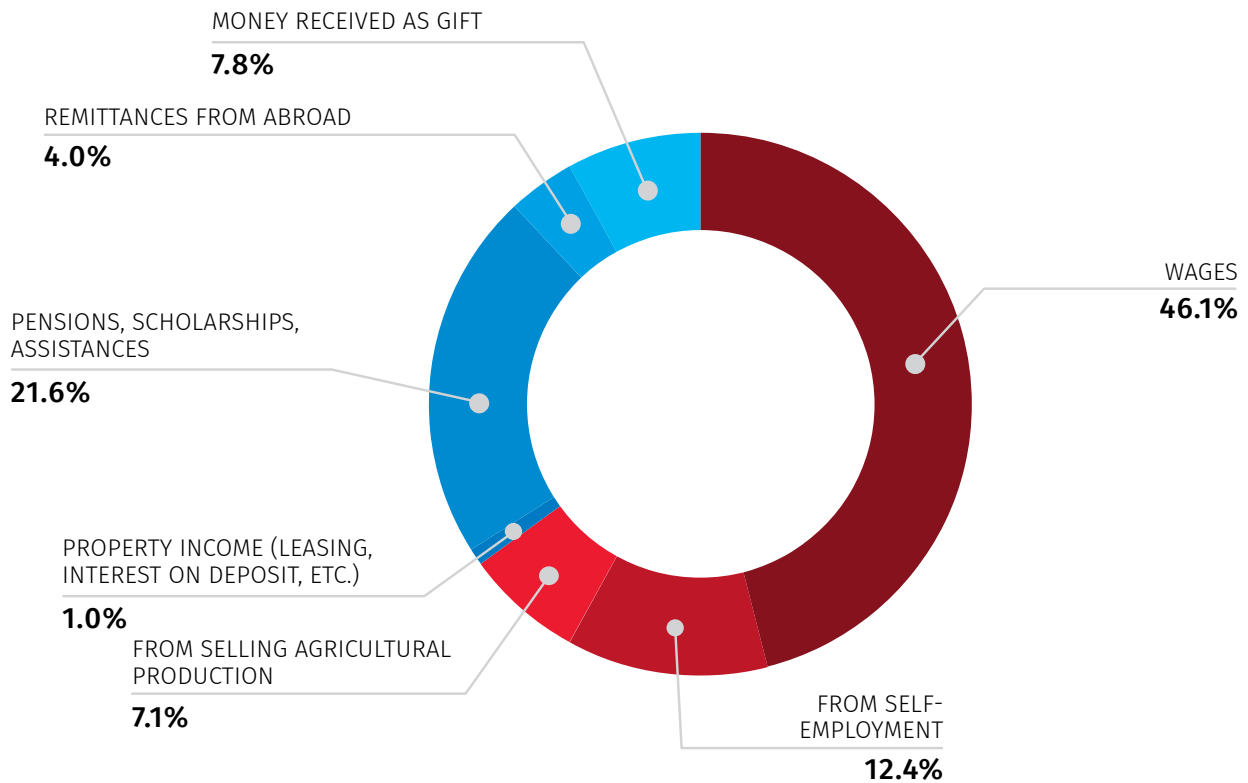
In 2022, the income from wages has a significant contribution in the structure of cash incomes and transfers, the share of which increased by 0.2 percentage points y.o.y and amounted to 46.1 percent. Additionally, the share of income from self-employment increased by 2.2 percentage points and equaled 12.4 percent. Also, the share of income from pensions, scholarships and social assistance decreased by 1.0 percentage points compared to the same period of the last year and amounted to 21.6 percent.

The chart below presents percentage distribution of cash incomes and transfers for 2022 year.

25.05.2023

CHART №4

PERCENTAGE DISTRIBUTION OF CASH INCOMES AND TRANSFERS
IN 2022



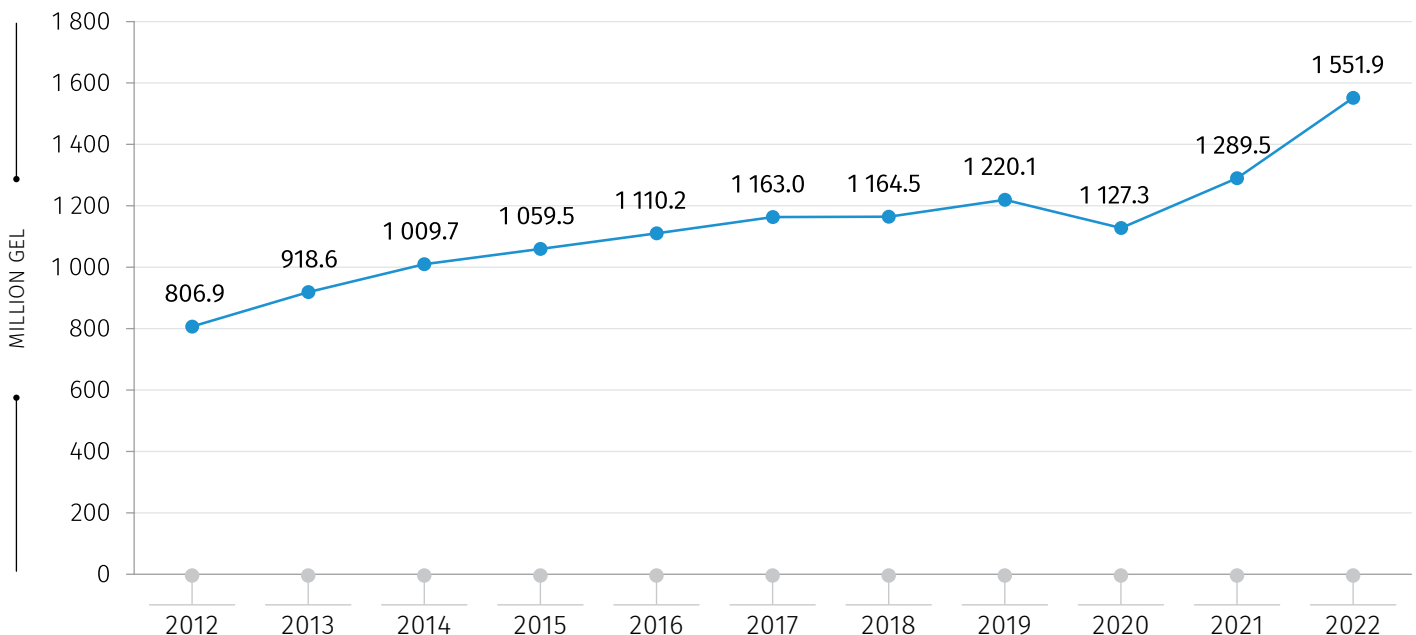
EXPENDITURES

In 2022, the average monthly expenditures of the population in Georgia amounted to 1 551.9 million GEL, which is 20.3 percent increase in comparison to the last year.

The chart below presents average monthly expenditures of the total population for 2012-2022 years.

CHART №5

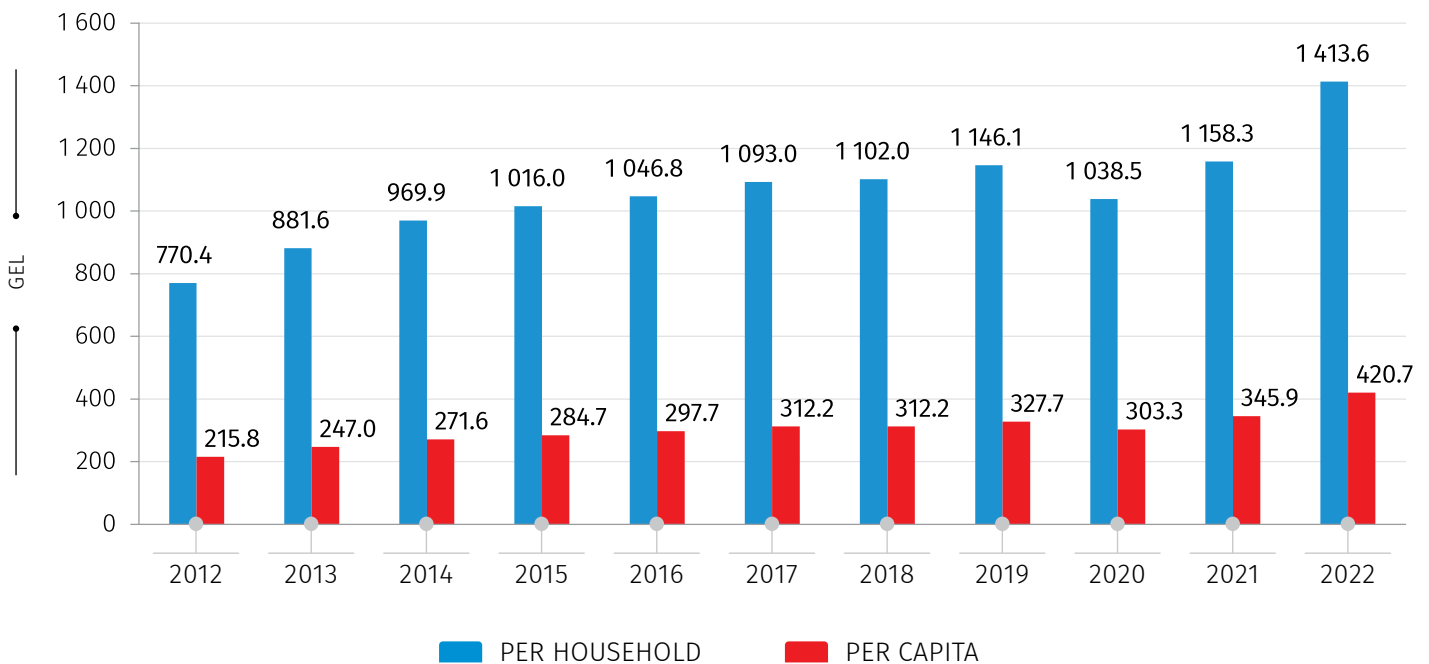
AVERAGE MONTHLY EXPENDITURES OF THE TOTAL POPULATION



According to the survey results, the average monthly expenditures per household increased by 22.0 percent and is equal to 1 413.6 GEL, while the average monthly expenditures per capita increased by 21.7 percent and amounted to 420.7 GEL.

The chart below presents average monthly expenditures per household and per capita for 2012-2022 years.

**AVERAGE MONTHLY EXPENDITURES PER HOUSEHOLD
AND PER CAPITA**



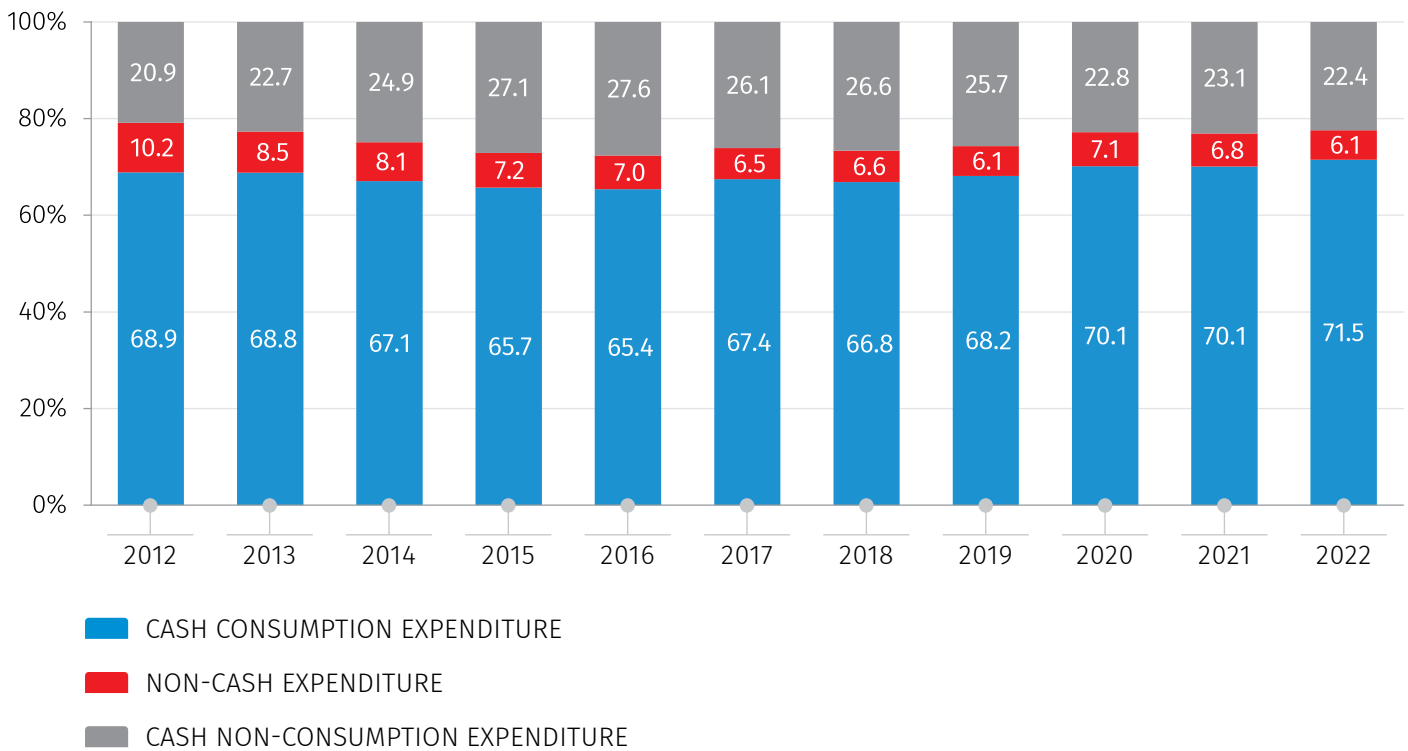
In 2022, the share of household cash consumption expenditures in total expenditures increased by 1.4 percent points compared to 2021 year and equals to 71.5 percent.

The chart below presents distribution of average monthly expenditures by the main categories for 2012-2022 years.

25.05.2023

CHART №7

DISTRIBUTION OF AVERAGE MONTHLY EXPENDITURES BY THE MAIN CATEGORIES (%)



The amount of households expenditures in urban areas increased by 19.2 percent and equals to 951.5 million GEL, while for rural areas increased by 22.2 percent and amounted to 600.4 million GEL.

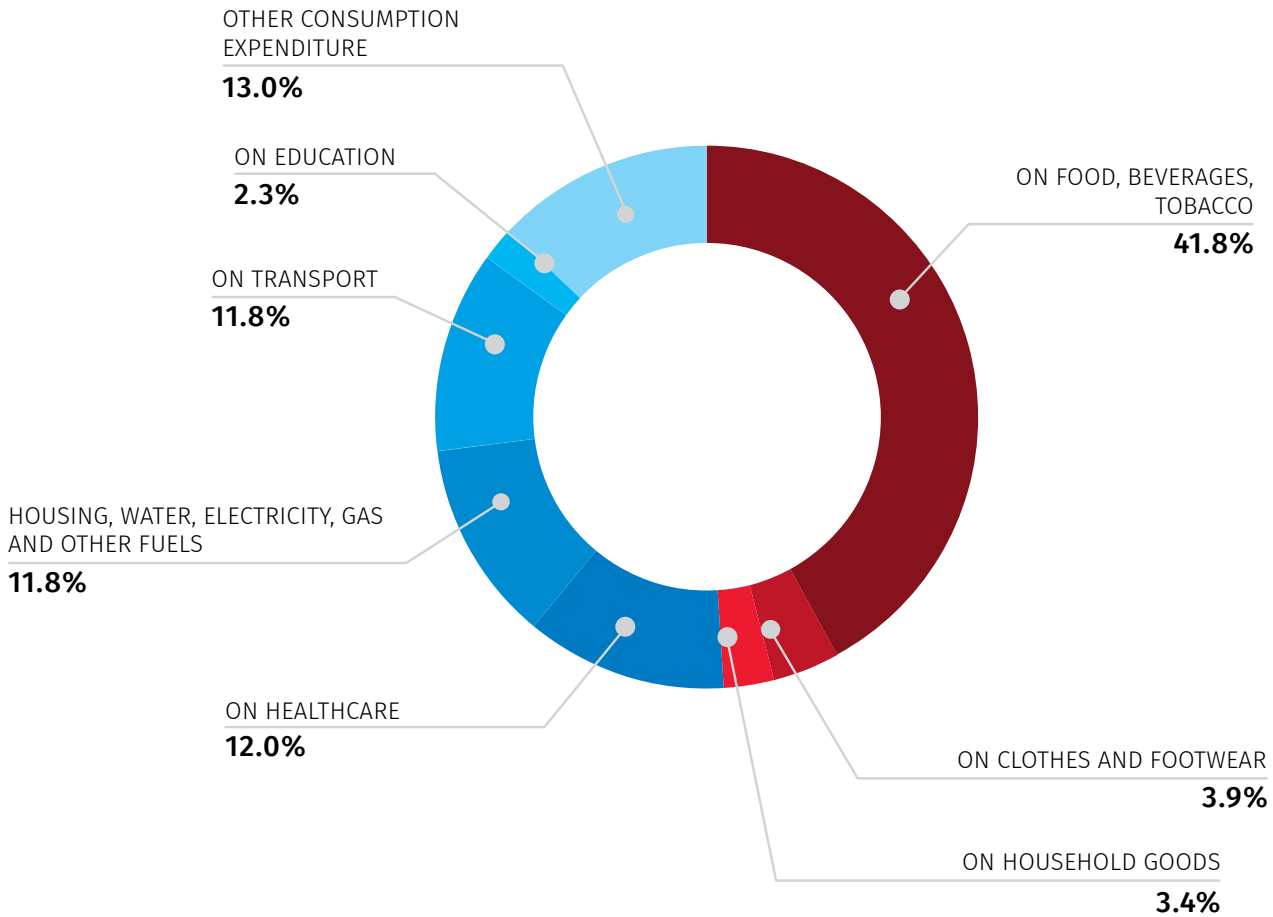
In 2022, expenditures on food, beverages, tobacco has a significant share in the structure of the cash consumption expenditures, which decreased by 1.9 percentage points y.o.y and amounted to 41.8 percent.

The chart below presents percentage distribution of cash consumption expenditures in 2022 year.

25.05.2023

CHART №8

PERCENTAGE DISTRIBUTION OF CASH CONSUMPTION EXPENDITURES IN 2022



CONTACT PERSONS:

Vasil Tsakadze, Tel.: (+995 32) 236 72 10 (600). E-mail: vtsakadze@geostat.ge

Mariam Kavelasvili, Tel.: (+995 32) 236 72 10 (020). E-mail: mkavelasvili@geostat.ge