

NATIONAL STATISTICS OFFICE OF GEORGIA

19.06.2023

ANNEX №1

GEORGIAN EXTERNAL TRADE BY COUNTRIES IN JANUARY-MAY 2023* (THSD. US DOLLARS)

	EXPORTS (FOB)	IMPORTS (CIF)	BALANCE
EXTERNAL TRADE – TOTAL	2 502 872.4	5 859 706.8	-3 356 834.4
Of which:			
EU COUNTRIES	353 999.3	1 420 299.7	-1 066 300.4
Austria	838.1	42 351.3	-41 513.3
Belgium	13 879.7	55 846.2	-41 966.6
Bulgaria	133 060.4	45 313.9	87 746.5
Croatia	326.2	5 857.4	-5 531.3
Cyprus	338.6	2 710.1	-2 371.4
Czech Republic	10 546.1	85 860.2	-75 314.1
Denmark	532.3	15 550.9	-15 018.6
Estonia	3 947.7	4 355.7	-408.0
Finland	255.7	13 848.7	-13 593.0
France	22 519.2	111 868.9	-89 349.7
Germany	26 051.1	366 440.0	-340 388.8
Greece	1 490.9	22 311.2	-20 820.3
Hungary	335.7	26 799.5	-26 463.9
Ireland	663.5	8 771.0	-8 107.5
Italy	14 051.9	147 741.5	-133 689.6
Latvia	3 958.2	19 429.6	-15 471.5
Lithuania (Lietuva)	25 704.2	23 143.0	2 561.2
Luxembourg	17.0	1 777.5	-1 760.5
Malta	18.8	3 653.9	-3 635.0
Netherlands	8 640.8	99 356.3	-90 715.5
Poland	16 191.2	106 445.5	-90 254.4
Portugal	1 760.0	8 377.4	-6 617.4
Romania	15 612.7	83 591.3	-67 978.6
Slovakia	615.5	10 371.8	-9 756.3
Slovenia	186.0	12 679.4	-12 493.4
Spain	51 597.7	79 804.5	-28 206.7
Sweden	860.2	16 042.9	-15 182.7
CIS COUNTRIES	1 547 888.0	1 461 158.6	86 729.4
Armenia	360 039.2	193 326.1	166 713.1
Azerbaijan	336 526.0	275 500.4	61 025.7
Belarus	15 364.8	37 388.3	-22 023.6
Kazakhstan	241 824.7	12 450.2	229 374.5
Kyrgyzstan	210 696.8	2 161.5	208 535.3

NATIONAL STATISTICS OFFICE OF GEORGIA

19.06.2023

	EXPORTS (FOB)	IMPORTS (CIF)	BALANCE
Moldova	3 651.6	3 366.4	285.2
Russia	281 346.0	778 580.9	-497 234.8
Tajikistan	16 131.3	36.0	16 095.3
Turkmenistan	4 119.7	25 664.2	-21 544.6
Ukraine	39 873.2	111 196.6	-71 323.4
Uzbekistan	38 314.8	21 488.1	16 826.6
OTHER COUNTRIES	600 985.1	2 978 248.5	-2 377 263.4
Afghanistan	25.0	-	25.0
Albania	-	285.7	-285.7
Algeria	5 998.4	17.6	5 980.8
Angola	-	17.9	-17.9
Argentina	510.3	7 267.7	-6 757.4
Australia	664.8	222.8	442.0
Bahrain	87.0	333.2	-246.2
Bangladesh	-	1 641.7	-1 641.7
Belize	1.0	20.4	-19.4
Bhutan	86.4	-	86.4
Bosnia and Herzegovina	37.5	172.9	-135.3
Brazil	69.3	50 209.8	-50 140.6
Burkina Faso	33.6	-	33.6
Cambodia	96.0	1 908.3	-1 812.3
Cameroon	1.8	-	1.8
Canada	1 242.8	13 602.7	-12 359.9
Chile	0.0	22 240.7	-22 240.7
China	193 340.6	429 991.1	-236 650.4
Colombia	960.6	181.2	779.4
Congo	245.0	0.8	244.2
Costa Rica	54.9	57.1	-2.2
Cote d'Ivoire	73.0	-	73.0
Cuba	4.3	-	4.3
Djibouti	115.8	400.0	-284.2
Dominica	-	27.0	-27.0
Ecuador	-	15 896.2	-15 896.2
Egypt	446.6	7 331.4	-6 884.8
Ethiopia	125.5	22.3	103.2
Faroe Islands	-	35.9	-35.9
Gabon	-	4 379.7	-4 379.7
Gambia	-	551.3	-551.3
Ghana	3 912.2	0.9	3 911.3
Gibraltar	-	63.6	-63.6

NATIONAL STATISTICS OFFICE OF GEORGIA

19.06.2023

	EXPORTS (FOB)	IMPORTS (CIF)	BALANCE
Honduras	38.5	-	38.5
Hong Kong SAR of China	4 031.4	39 742.1	-35 710.6
Iceland	8.9	1 265.8	-1 256.9
India	9 537.0	48 344.8	-38 807.7
Indonesia	128.5	33 557.0	-33 428.5
Iran	9 777.6	94 724.6	-84 947.0
Iraq	16 673.6	6 356.7	10 316.9
Israel	8 326.0	7 392.8	933.3
Japan	5 194.7	182 311.9	-177 117.2
Jordan	760.7	613.2	147.4
Kenya	60.4	292.0	-231.6
Korea Republic of	1 945.3	35 939.4	-33 994.0
Kuwait	1 183.1	0.6	1 182.5
Lao	75.3	2.1	73.2
Lebanon	257.0	107.3	149.7
Liberia	86.7	-	86.7
Libya	1 624.0	3.8	1 620.2
Liechtenstein	-	381.3	-381.3
Malawi	-	319.6	-319.6
Malaysia	2 018.7	5 359.0	-3 340.3
Mauritius	-	9.6	-9.6
Mexico	278.1	1 098.4	-820.2
Monaco	5.6	217.2	-211.6
Mongolia	408.1	-	408.1
Montenegro	124.0	1.1	122.9
Morocco	928.9	3 881.7	-2 952.8
Nepal	-	9.0	-9.0
New Zealand	-	1 198.7	-1 198.7
Nicaragua	-	22.6	-22.6
Niger	97.7	44.4	53.3
Nigeria	43.9	57.4	-13.5
North Macedonia	213.2	722.4	-509.1
Northern Mariana Islands	-	33.3	-33.3
Norway	227.3	8 252.0	-8 024.7
Oman	39.0	81.9	-42.9
Pakistan	529.8	2 129.3	-1 599.5
Panama	3 904.9	100.9	3 803.9
Paraguay	55.1	3 223.5	-3 168.4
Peru	39 666.0	346.5	39 319.5
Philippines	1 956.8	63.7	1 893.1





NATIONAL STATISTICS OFFICE OF GEORGIA

19.06.2023

	EXPORTS (FOB)	IMPORTS (CIF)	BALANCE
Qatar	911.4	2 011.4	-1 100.0
San Marino	-	528.8	-528.8
Saudi Arabia	7 622.3	5 451.9	2 170.4
Serbia	1 473.8	10 396.7	-8 922.9
Seychelles	-	150.5	-150.5
Singapore	4 296.8	8 161.4	-3 864.6
Somalia	52.4	7.7	44.7
South Africa	53.1	1 303.6	-1 250.5
Sri Lanka	18.7	1 134.1	-1 115.4
Sudan	477.0	-	477.0
Suriname	370.8	-	370.8
Switzerland	35 196.5	61 818.3	-26 621.7
Syrian	615.9	389.3	226.6
Taiwan Province of China	875.9	5 977.7	-5 101.8
Tanzania	6 606.9	88.5	6 518.3
Thailand	17.2	13 556.4	-13 539.2
Togo	0.5	-	0.5
Tunisia	32.7	75.8	-43.1
Turkey	172 987.1	1 021 931.8	-848 944.7
Uganda	-	197.3	-197.3
United Arab Emirates	21 524.1	139 876.0	-118 352.0
United Kingdom	5 053.2	50 848.4	-45 795.2
United States	20 580.1	589 714.2	-569 134.1
Uruguay	28.8	2 345.9	-2 317.1
Viet Nam	693.3	26 362.7	-25 669.4
Virgin Islands U.S	-	831.7	-831.7
Yemen	53.8	-	53.8
Zambia	3 104.3	-	3 104.3
Zimbabwe	-	0.9	-0.9

*Preliminary data.

19.06.2023

- Sources:**
-  LEPL Revenue Service of Ministry of Finance of Georgia;
 -  Georgian State Electrosystem JSC;
 -  Electrosystem Commercial Operator JSC;
 -  Georgian Gas Transportation Company LTD.

Explanation of symbols:

- Not applicable;
- 0.0 Negligible magnitude;
- * Data are preliminary and subject to revisions;
- ... Data are confidential

Notice:

1. The discrepancy between the totals and the sum in some cases can be explained by using rounded data;
2. Information does not cover the data of Simplified Customs Declarations (Form #4);
3. Information does not cover non-organized trade also occupied territories of Abkhazian Autonomous Republic and Tskhinvali region;
4. According to the international methodology there are some differences in coverage of trade flows between external merchandise trade statistics and customs statistics. Diplomatic temporary transit and analogous goods are excluded from the database of external merchandise trade statistics.

**THE PRELIMINARY DATA WILL BE REVISED ACCORDING TO THE GEOSTAT'S REVISION POLICY
(BASED ON THE REGULAR REVISION PRINCIPLE) AS A RESULT OF ADJUSTING
DATA BY RESPONDENTS/ADMINISTRATIVE SOURCES.**

CONTACT PERSONS:

Badri Kvachadze, Tel.: (+995 32) 236 72 10 (300).

E-mail: bkvachadze@geostat.ge

Mariam Kavelashvili Tel.: (+995 32) 236 72 10 (020)

E-mail: mkavelashvili@geostat.ge