

NATIONAL STATISTICS OFFICE OF GEORGIA

INFLATION RATE IN GEORGIA

JUNE 2023



03.07.2023

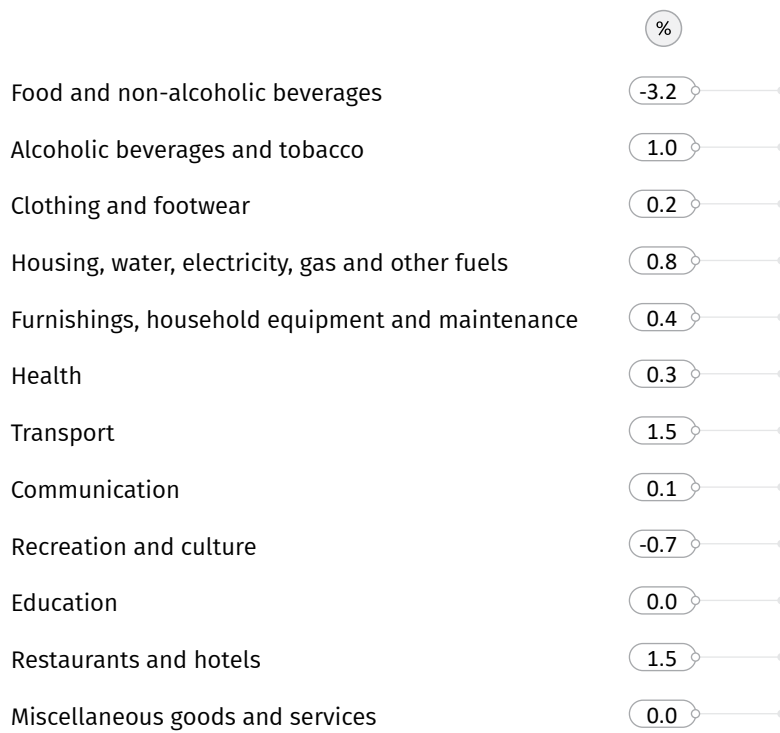
INFLATION RATE IN GEORGIA, JUNE 2023

In June 2023 the Consumer Price Index decreased by 0.7 percent compared to the previous month, while the annual inflation rate amounted to 0.6 percent.

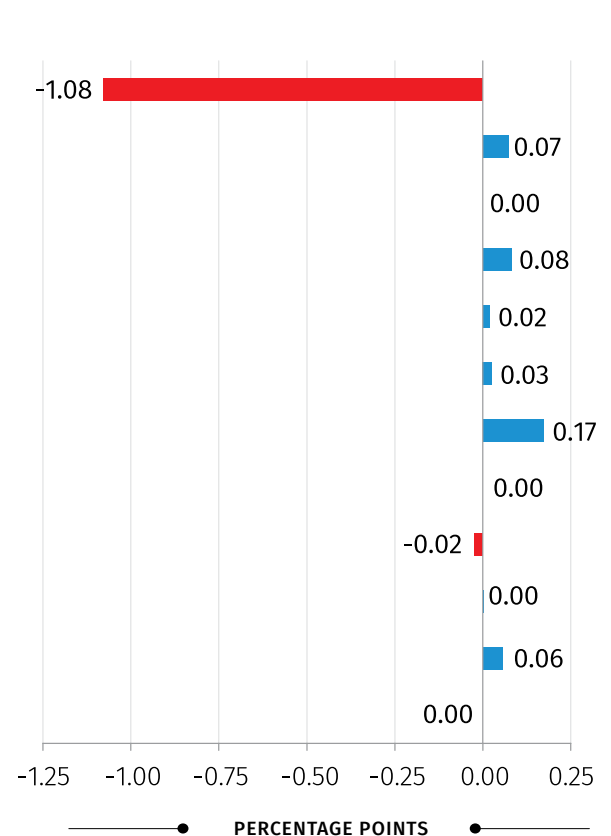
With regard to the annual core inflation¹, the prices increased by 4.1 percent, while the annual core inflation without tobacco² amounted to 4.0 percent.

The following table shows percentage changes in prices for the commodity groups of the consumer basket as well as the relevant contributions to the overall monthly inflation rate.

**PERCENTAGE CHANGE JUNE 2023
(OVER MAY 2023)**



**CONTRIBUTIONS OF THE GROUPS TO THE OVERALL
MONTHLY INFLATION OF JUNE 2023 (TOTAL -0.7 PERCENT)**



OVERALL INFLATION

-0.7

Individual contributions not sum up to the total due to rounding.

¹Core inflation is calculated by excluding the following groups of goods and services from the consumer basket: food and non-alcoholic beverages, energy, regulated tariffs, transport (specific tariffs).

²Core Inflation without tobacco is calculated by excluding the following groups of goods and services from the consumer basket: food and non-alcoholic beverages, tobacco; energy, regulated tariffs, transport (specific tariffs).

03.07.2023

The monthly inflation rate was mainly influenced by price changes for the following groups:

Food and non-alcoholic beverages: the prices for the group decreased by 3.2 percent, contributing -1.08 percentage points to the overall monthly inflation rate. The prices decreased for the following subgroups: vegetables (-19.1 percent), oils and fats (-4.9 percent), bread and cereals (-2.7 percent), milk, cheese and eggs (-1.6 percent), meat (-0.6 percent). At the same time, prices increased for fish (3.3 percent);

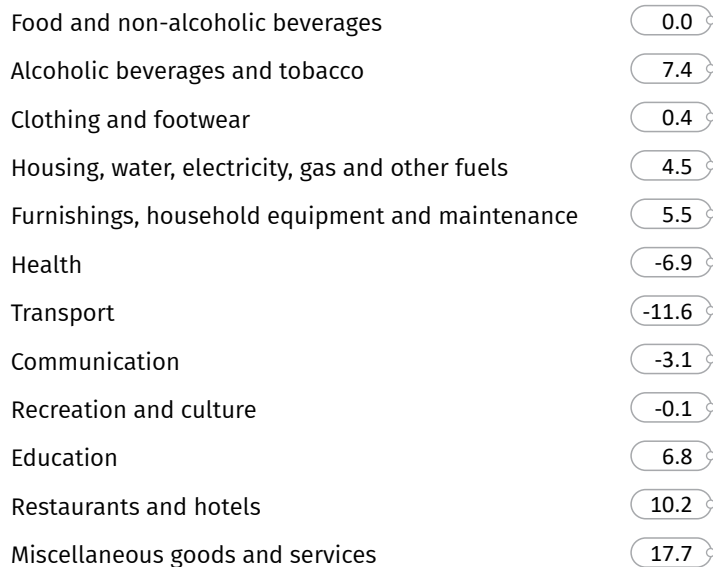
Transport: the prices for the group increased by 1.5 percent, contributing 0.17 percentage points to the overall index. Within the group the prices increased for the following subgroups: operation of personal transport equipment (2.0 percent) and transport services (0.8 percent);

Housing, water, electricity, gas and other fuels: the prices for the group posted a 0.8 percent increase, which contributed 0.08 percentage points to the overall monthly inflation rate. The prices were higher for the following subgroups: maintenance and repair of the dwelling (7.0 percent) and actual rentals for housing (1.3 percent).

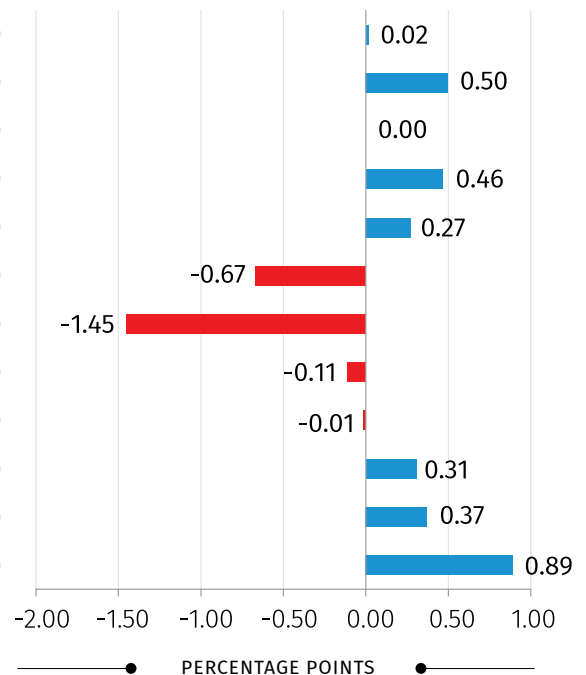
The following table shows percentage changes in prices for the commodity groups of the consumer basket, as well as the relevant contributions to the overall annual inflation rate in June 2023.

03.07.2023

PERCENTAGE CHANGE JUNE 2023 (OVER JUNE 2022)



CONTRIBUTIONS OF THE GROUPS TO THE OVERALL ANNUAL INFLATION OF JUNE 2023 (TOTAL 0.6 PERCENT)



OVERALL INFLATION

0.6

* Individual contributions not sum up to the total due to rounding.

The annual inflation rate was mainly influenced by price changes for the following groups:

Miscellaneous goods and services: the prices for the group increased by 17.7 percent, contributing 0.89 percentage points to the overall index. Within the group, the prices were higher for the following subgroups: financial services n.e.c. (27.9 percent), personal care (10.7 percent), other services n.e.c. (91.0 percent);

Alcoholic beverages and tobacco: the prices increased by 7.4 percent, contributing 0.5 percentage points to the overall index. Within the group, the prices were higher for both alcoholic beverages (9.1 percent) and tobacco (5.3 percent);

Transport: the prices for the group decreased by 11.6 percent, contributing -1.45 percentage points to the overall index. Within the group the prices decreased for the following subgroups: operation of personal transport equipment (-18.4 percent), purchase of vehicles (-2.0 percent). At the same time, prices increased for transport services (5.9 percent);

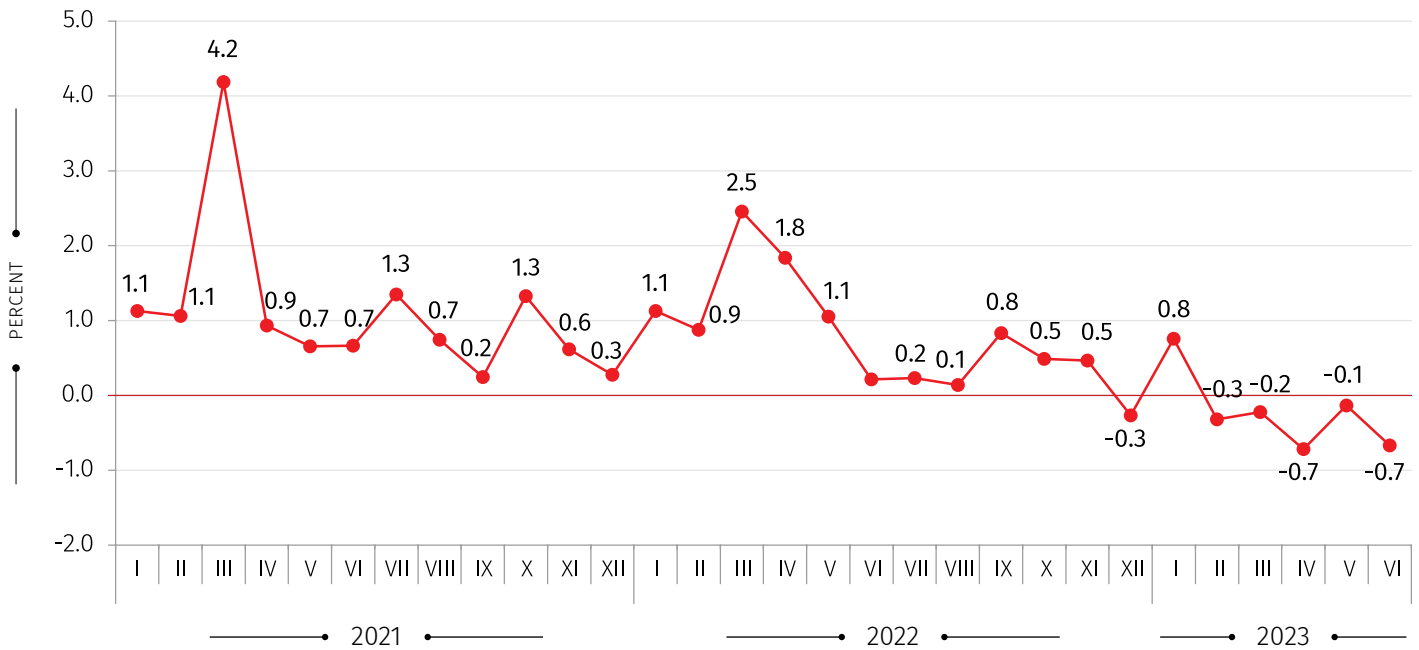
Health: the prices for the group decreased by 6.9 percent, with the relevant contribution of -0.67 percentage points to the annual inflation rate. Within the group, the prices were lower for medical

NATIONAL STATISTICS OFFICE OF GEORGIA

03.07.2023

products, appliances and equipment (-17.2 percent). At the same time, prices increased for outpatient services (12.5 percent) and hospital services (6.6 percent).

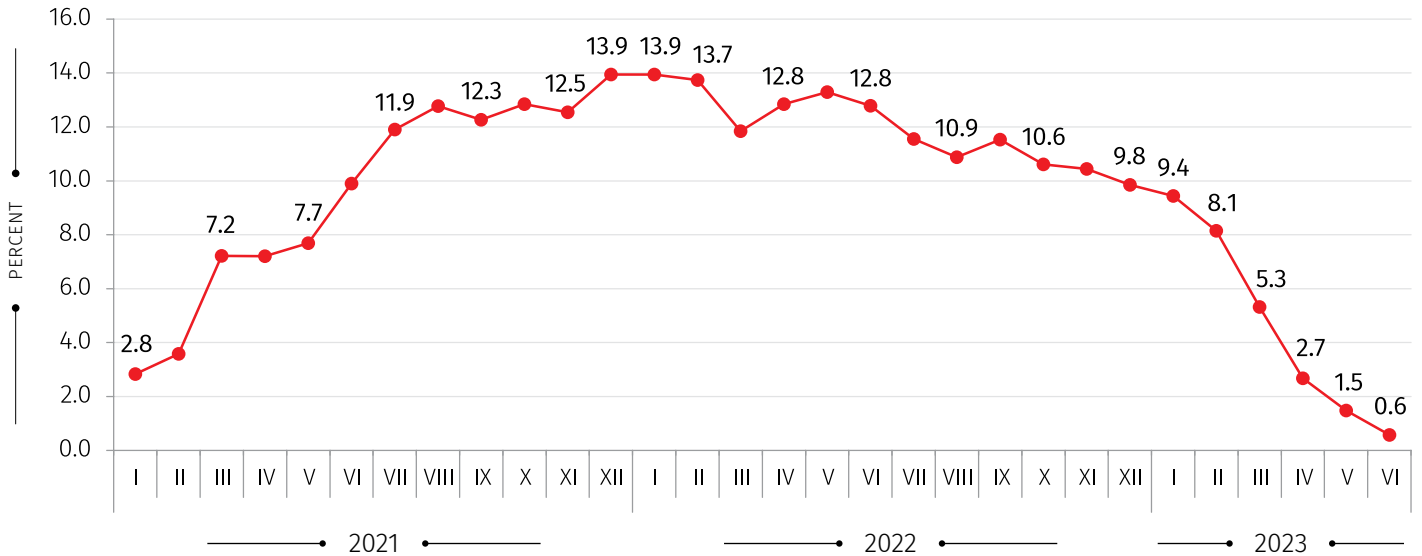
MONTHLY INFLATION



NATIONAL STATISTICS OFFICE OF GEORGIA

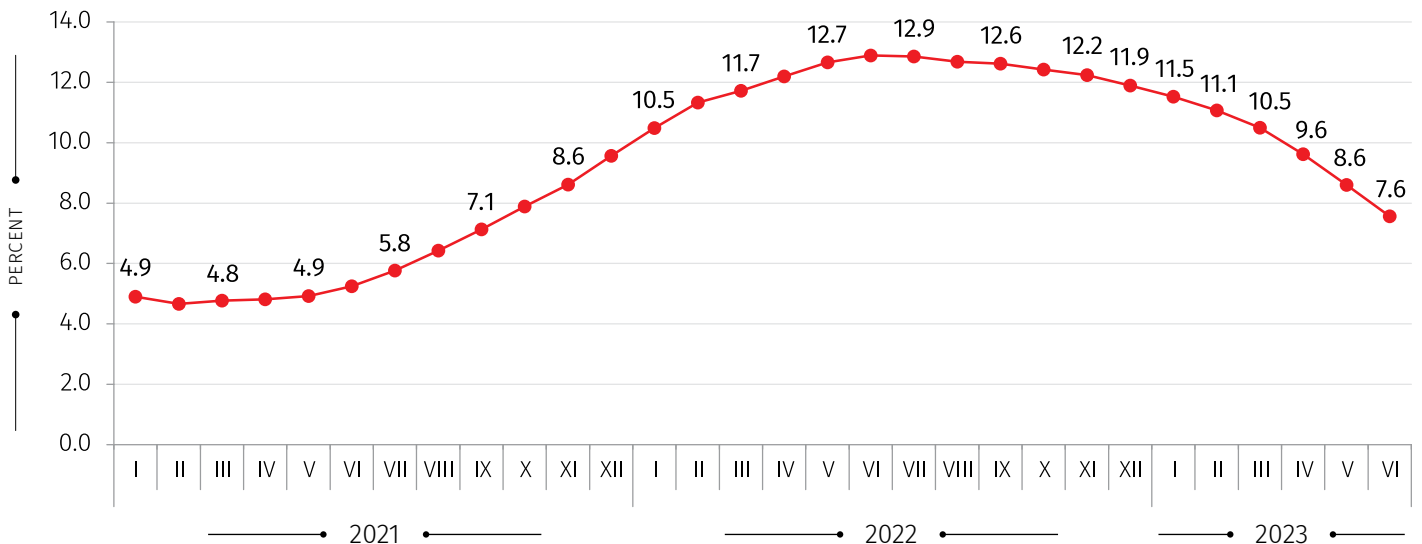
03.07.2023

ANNUAL INFLATION RATE IN GEORGIA (YEAR-ON-YEAR CHANGE)



AVERAGE INFLATION RATE

(12 MONTH AVERAGE OVER THE PREVIOUS 12 MONTH AVERAGE, PERCENTAGE CHANGE)



CONTACT PERSONS:

Giorgi Tetrauli,
Tel: (+995 32) 236 72 10 (400)
E-mail: gtetrauli@geostat.ge

Mariam Kavelashvili,
Tel: (+995 32) 236 72 10 (020)
E-mail: mkavelashvili@geostat.ge