



NATIONAL STATISTICS OFFICE OF GEORGIA

AGRICULTURE OF GEORGIA

2023, II QUARTER

(PRELIMINARY DATA ON ANIMAL HUSBANDRY)



16.08.2023

AGRICULTURE OF GEORGIA

II QUARTER, 2023

(PRELIMINARY DATA ON ANIMAL HUSBANDRY)

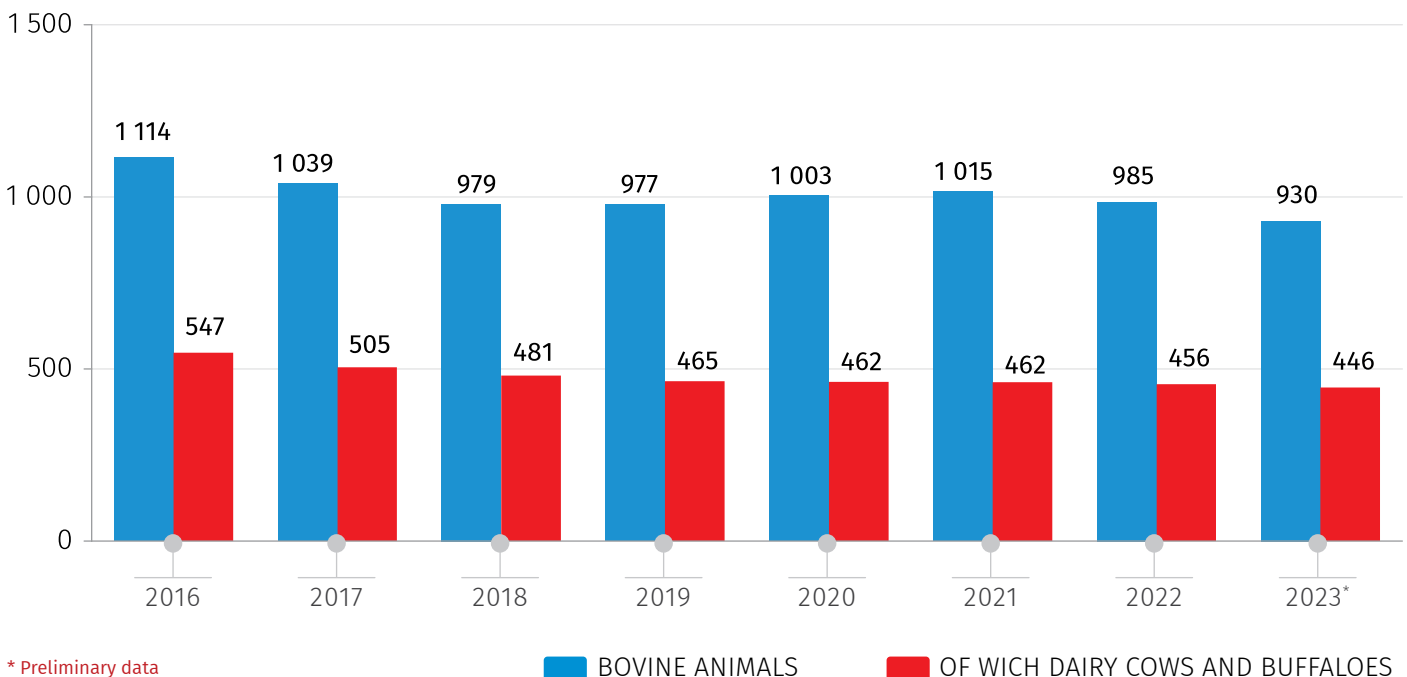
According to the preliminary data, at the end of the II quarter of 2023, the number of bovine animals decreased by 5.6 percent compared to the II quarter of 2022 and reached 929.7 thousand heads. Of which, the total number of dairy cows and buffaloes equaled 446.5 thousand heads, which is 2.0 percent less than the same indicator of the previous year.

The number of pigs equaled 161.8 thousand heads which is 21.2 percent less than in the same period of the previous year.

The number of poultry increased by 0.6 percent compared to the same period of the previous year and equaled 10.9 million heads.

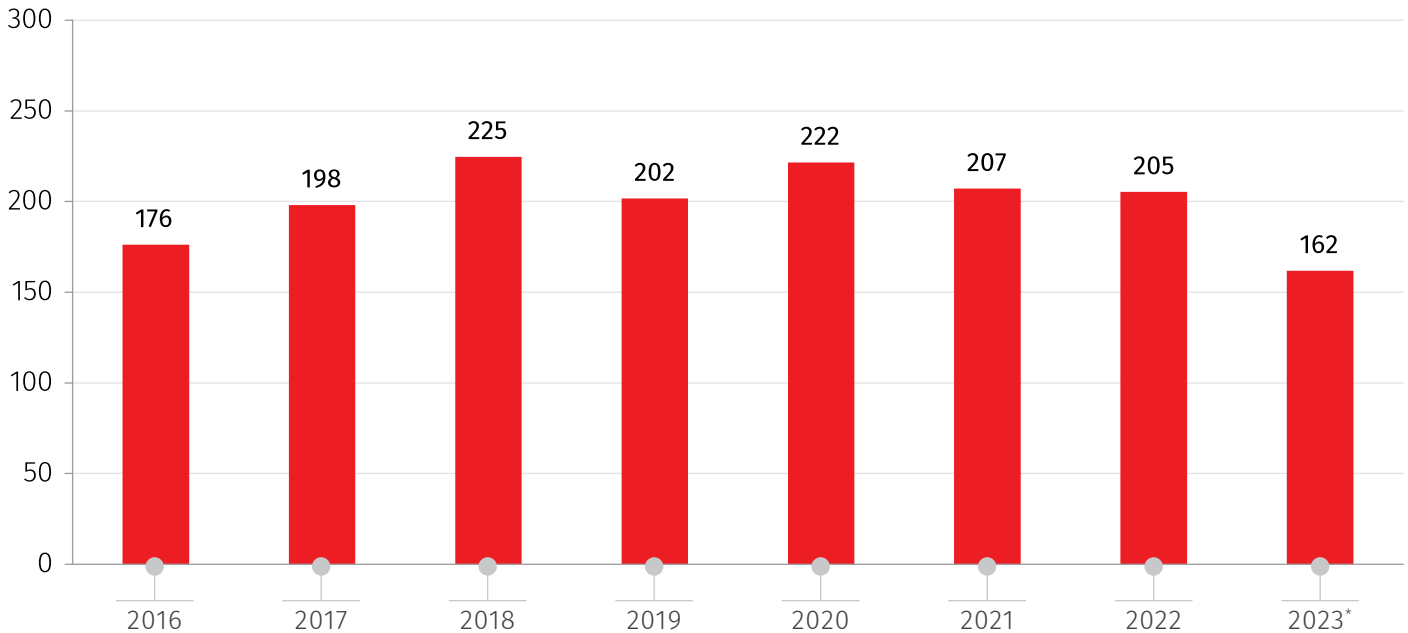
The charts below present the number of bovine animals, sheep and goats, pigs, and poultry by the end of the II quarter of 2016-2023.

NUMBER OF BOVINE ANIMALS BY THE END OF THE SECOND QUARTER OF 2016-2023
(THS. HEADS)



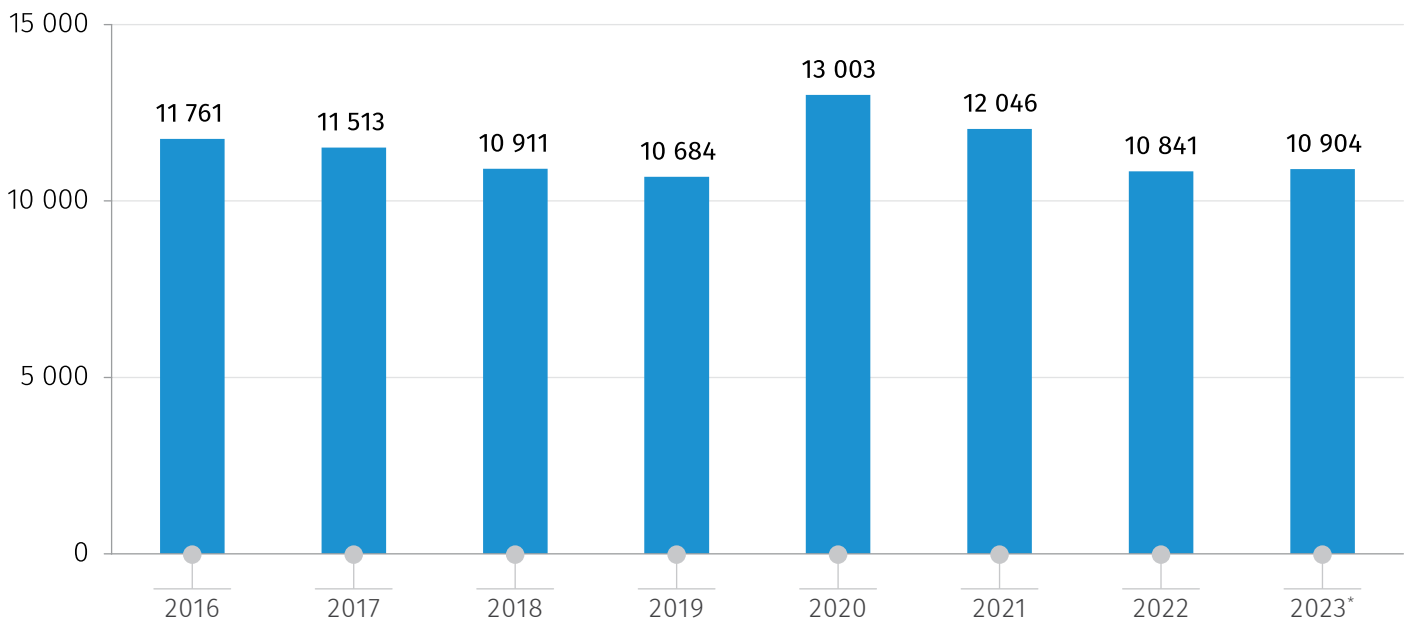
16.08.2023

NUMBER OF PIGS BY THE END OF THE SECOND QUARTER OF 2016-2023
(THS. HEADS)



* Preliminary data

NUMBER OF POULTRY BY THE END OF THE SECOND QUARTER OF 2016-2023
(THS. HEADS)



* Preliminary data

16.08.2023

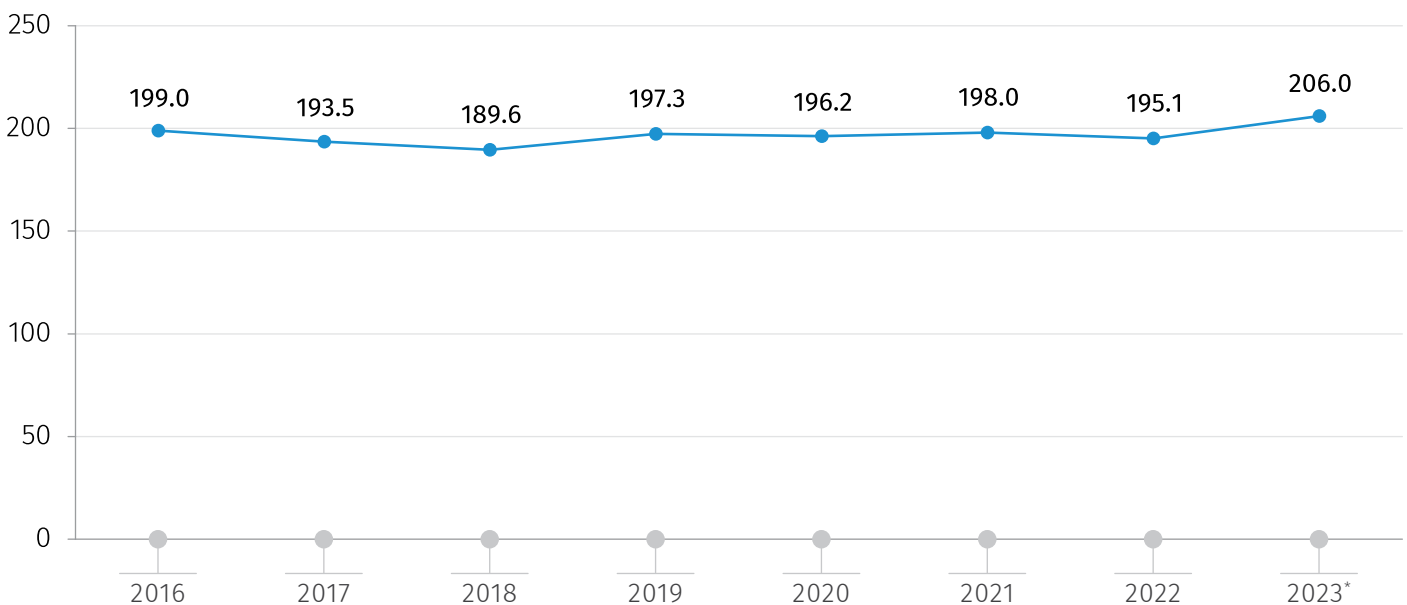
According to the preliminary data, in the II quarter of 2023, milk production increased by 5.6 percent compared to the same period of the previous year and amounted to 206.0 million liters.

Meat production decreased by 8.2 percent from the same period of the previous year and equaled 17.3 thousand tons.

In the II quarter of 2023, egg production amounted to 161.4 million pieces which is 5.3 percent less than in the same period of the previous year.

The diagrams below present the volume of livestock products produced in the II quarter of 2016-2023.

MILK PRODUCTION IN THE SECOND QUARTER OF 2016-2023
(MILL. LITRES)

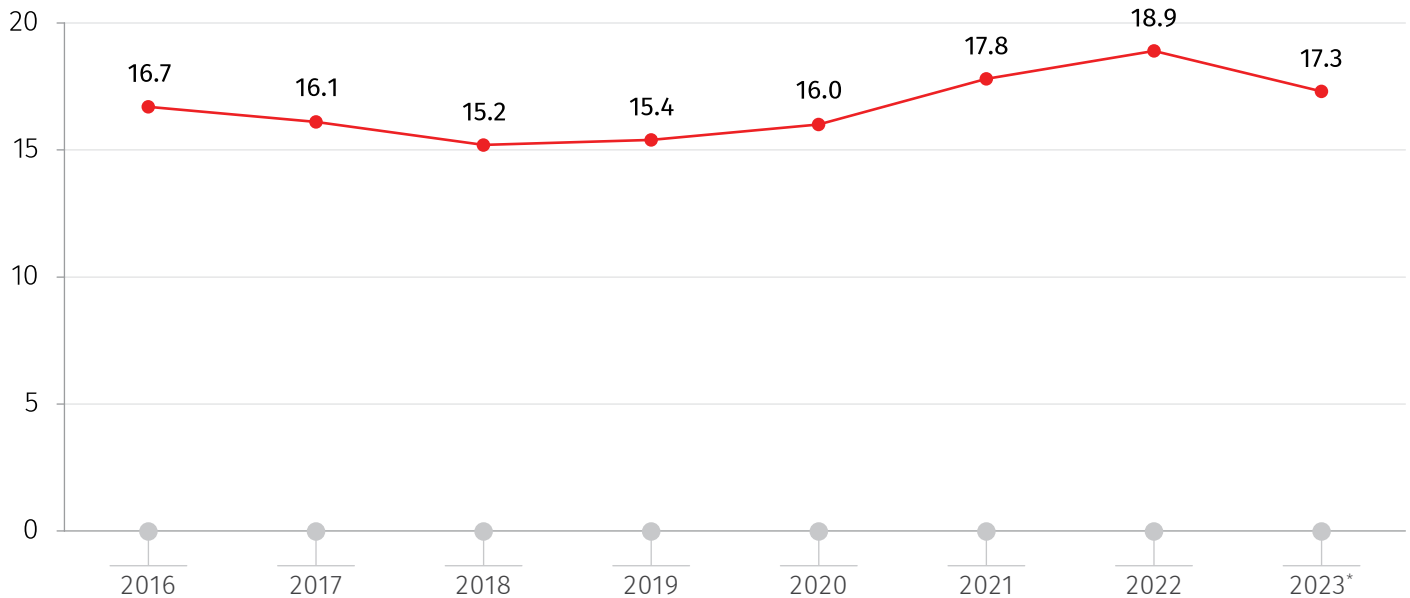


* Preliminary data

NATIONAL STATISTICS OFFICE OF GEORGIA

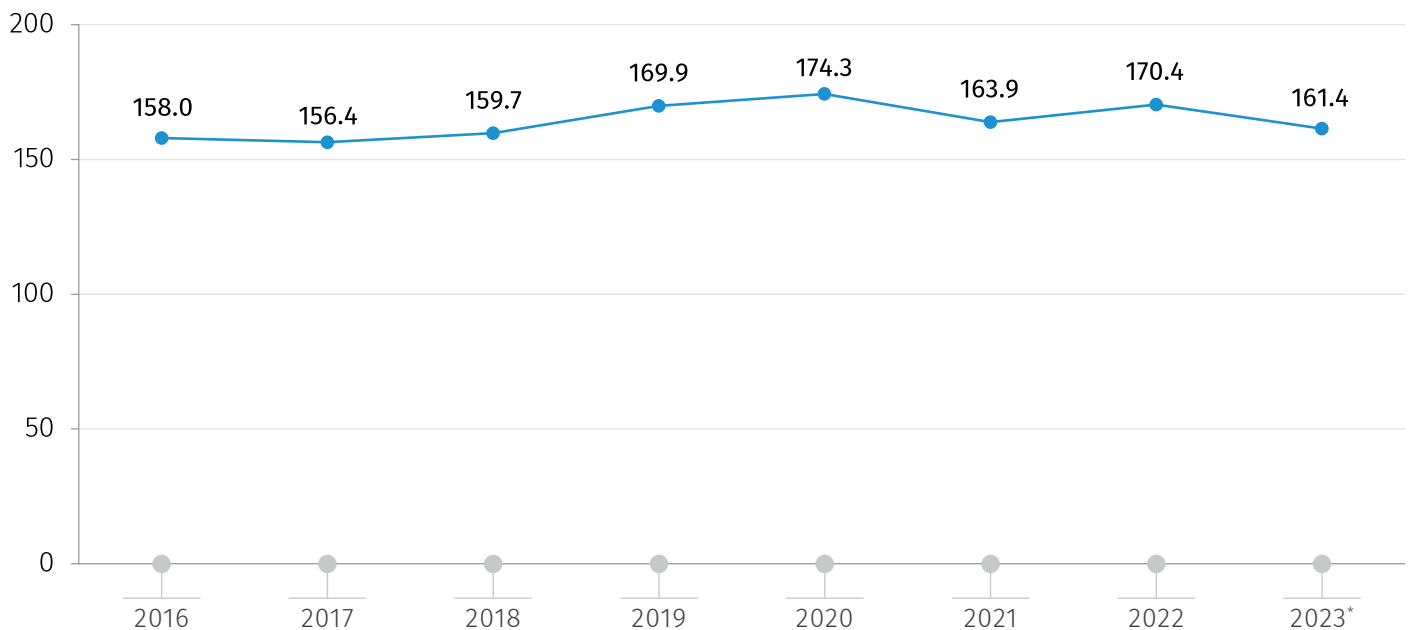
16.08.2023

MEAT PRODUCTION IN THE SECOND QUARTER OF 2016-2023 (THS. TONS)



* Preliminary data

EGG PRODUCTION IN THE SECOND QUARTER OF 2016-2023 (MILL. PIECES)



* Preliminary data

NATIONAL STATISTICS OFFICE OF GEORGIA

16.08.2023

The following tables include data of 2022-2023 on the number of livestock and poultry, their export and import data, as well as production of livestock products in quarterly terms.

NUMBER OF LIVESTOCK AND POULTRY BY THE END OF THE QUARTER IN 2022-2023 (THS. HEADS)

	2022				2023*	
	I Q	II Q	III Q	IV Q	I Q	II Q
Bovine Animals	1 009.2	985.0	922.8	853.7	929.8	929.7
Of which dairy cows and buffaloes	455.7	455.7	445.0	431.4	448.2	446.5
Pigs	177.7	205.3	211.9	150.2	159.5	161.8
Poultry	8 962.1	10 841.1	9 819.4	8 955.8	9 209.5	10 904.0

* Preliminary data

EXPORT OF LIVESTOCK AND POULTRY IN 2022-2023 (THS. HEADS)

	2022				2023*	
	I Q	II Q	III Q	IV Q	I Q	II Q
Bovine Animals	18.4	25.6	48.7	38.9	19.6	44.8
Pigs	0.4	0.3	1.8	1.0	0.1	0.1
Poultry	1 930.7	3 358.9	3 441.3	4 873.3	3 472.7	3 937.7

* Preliminary data

IMPORT OF LIVESTOCK AND POULTRY IN 2022-2023 (THS. HEADS)

	2022				2023*	
	I Q	II Q	III Q	IV Q	I Q	II Q
Bovine Animals	0.3	1.1	0.2	0.5	0.9	3.5
Pigs	18.8	23.3	26.3	34.3	28.3	36.0
Poultry	1 733.8	1 219.8	2 111.2	2 069.9	2 431.5	2 455.3

* Preliminary data

NATIONAL STATISTICS OFFICE OF GEORGIA

16.08.2023

PRODUCTION OF LIVESTOCK PRODUCTS IN 2022-2023

	2022				2023*	
	I Q	II Q	III Q	IV Q	I Q	II Q
Meat (ths. tons)	16.8	18.9	14.9	24.1	18.1	17.3
Milk (mill. litres)	110.4	195.1	163.0	96.3	105.7	206.0
Eggs (mill. pieces)	164.9	170.4	160.5	158.9	169.9	161.4

* Preliminary data

Source: National Statistics Office of Georgia.

Explanation of symbols:

- Not applicable;

Final data of 2023 will be available on June 15, 2024

CONTACT PERSON:

George Sanadze, Tel: (+995 32) 2 36 72 10 (500), E-mail: gsanadze@geostat.ge

Mariam Kavelashvili, Tel: (+995 32) 2 36 72 10 (020), E-mail: mkavelashvili@geostat.ge