



NATIONAL STATISTICS OFFICE OF GEORGIA

INFLATION RATE IN GEORGIA

2023 SEPTEMBER



NATIONAL STATISTICS OFFICE OF GEORGIA

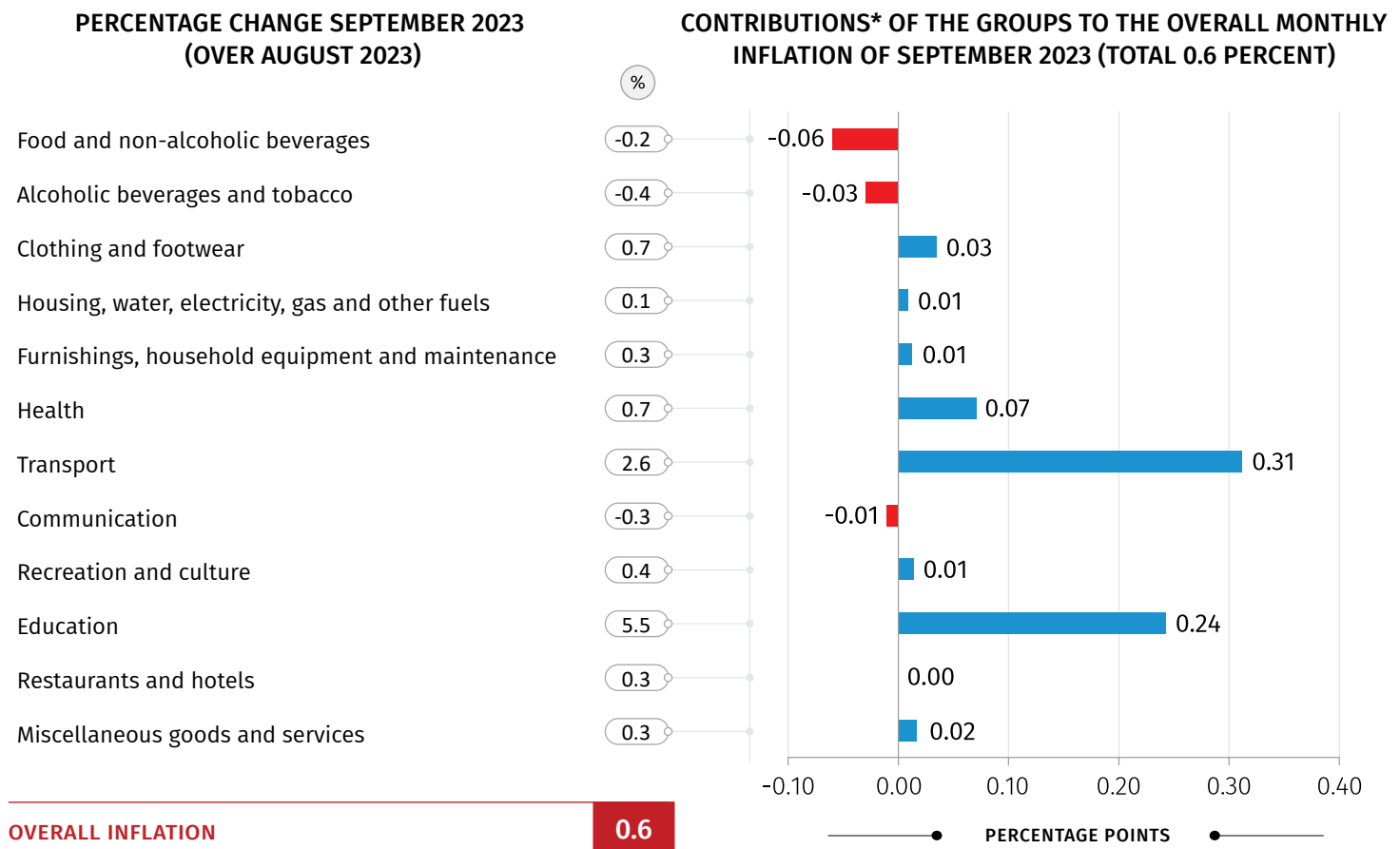
03.10.2023

INFLATION RATE IN GEORGIA, SEPTEMBER 2023

In September 2023 the Consumer Price Index increased by 0.6 percent compared to the previous month, while the annual inflation rate amounted to 0.7 percent.

With regard to the annual core inflation¹, the prices increased by 2.6 percent, while the annual core inflation without tobacco² amounted to 2.5 percent.

The following table shows percentage changes in prices for the commodity groups of the consumer basket as well as the relevant contributions to the overall monthly inflation rate.



* Individual contributions not sum up to the total due to rounding.

¹Core inflation is calculated by excluding the following groups of goods and services from the consumer basket: food and non-alcoholic beverages, energy, regulated tariffs, transport (specific tariffs).

²Core Inflation without tobacco is calculated by excluding the following groups of goods and services from the consumer basket: food and non-alcoholic beverages, tobacco; energy, regulated tariffs, transport (specific tariffs).

03.10.2023

The monthly inflation rate was mainly influenced by price changes for the following groups:

Transport: the prices for the group increased by 2.6 percent, contributing 0.31 percentage points to the overall index. Within the group the prices increased for operation of personal transport equipment (4.4 percent). At the same time, prices decreased for transport services (-1.0 percent);

Education: the prices for the group increased by 5.5 percent, contributing 0.24 percentage points to the overall monthly inflation rate. The prices increased for the following subgroups: secondary education (9.3 percent), pre-primary and primary education (5.9 percent), education not definable by level (4.2 percent);

Health: the prices for the group increased by 0.7 percent, contributing 0.07 percentage points to the overall monthly inflation rate. Within the group, the prices were higher mainly for hospital services (2.5 percent).

The following table shows percentage changes in prices for the commodity groups of the consumer basket, as well as the relevant contributions to the overall annual inflation rate in September 2023.

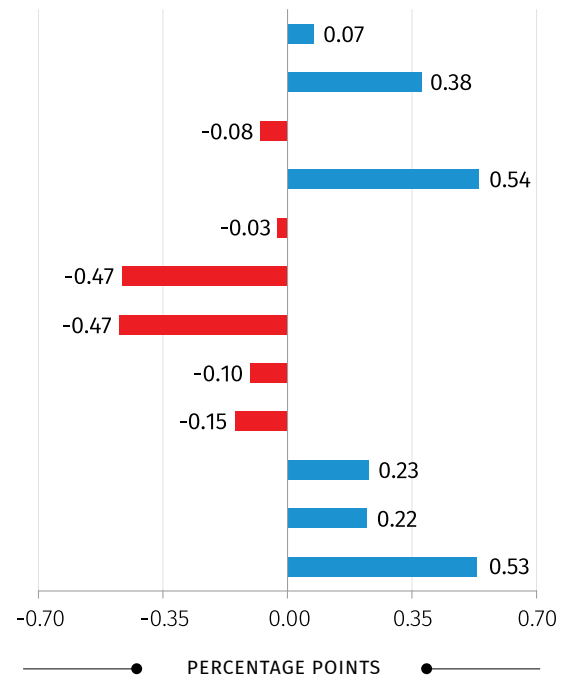
NATIONAL STATISTICS OFFICE OF GEORGIA

03.10.2023

PERCENTAGE CHANGE SEPTEMBER 2023 (OVER SEPTEMBER 2022)



CONTRIBUTIONS* OF THE GROUPS TO THE OVERALL ANNUAL INFLATION OF SEPTEMBER 2023 (TOTAL 0.7 PERCENT)



OVERALL INFLATION

0.7

* Individual contributions not sum up to the total due to rounding.

The annual inflation rate was mainly influenced by price changes for the following groups:

Housing, water, electricity, gas and other fuels: the prices for the group posted a 5.1 percent increase, which contributed 0.54 percentage points to the annual inflation rate. The prices were higher for the following subgroups: maintenance and repair of the dwelling (11.7 percent), actual rentals for housing (11.4 percent);

Miscellaneous goods and services: the prices for the group increased by 10.0 percent, contributing 0.53 percentage points to the overall index. Within the group, the prices were higher mainly for the following subgroups: financial services n.e.c. (27.9 percent) and personal care (5.7 percent);

Alcoholic beverages and tobacco: the prices increased by 5.6 percent, with the relevant contribution of 0.38 percentage points to the overall index. The prices increased for both alcoholic beverages (6.0 percent) and tobacco (5.3 percent);

Health: the prices for the group decreased by 4.7 percent, with the relevant contribution of -0.47 percentage points to the annual inflation rate. Within the group, the prices were lower for medical

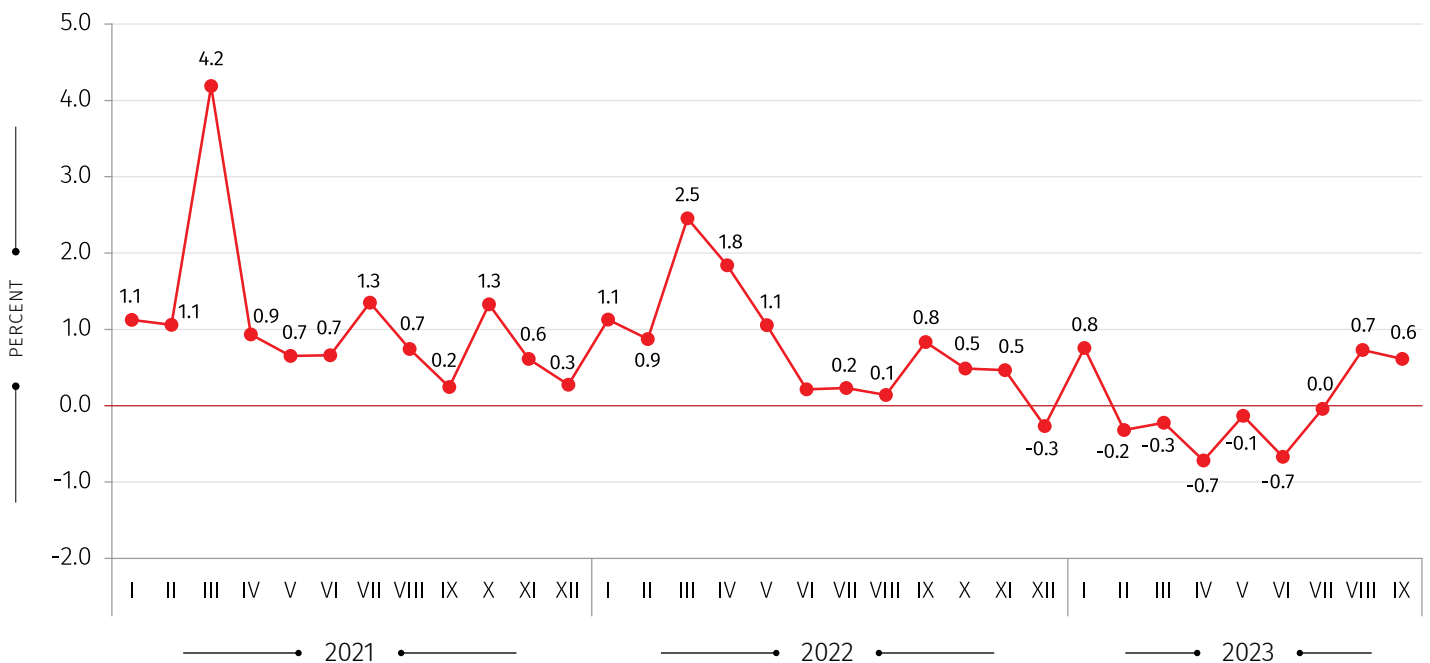
NATIONAL STATISTICS OFFICE OF GEORGIA

03.10.2023

products, appliances and equipment (-14.1 percent). At the same time, prices increased for outpatient services (11.7 percent) and hospital services (8.9 percent);

Transport: the prices for the group decreased by 4.3 percent, contributing -0.47 percentage points to the overall index. Within the group the prices decreased for operation of personal transport equipment (-8.0 percent). At the same time, prices increased for transport services (3.5 percent) and purchase of vehicles (1.8 percent).

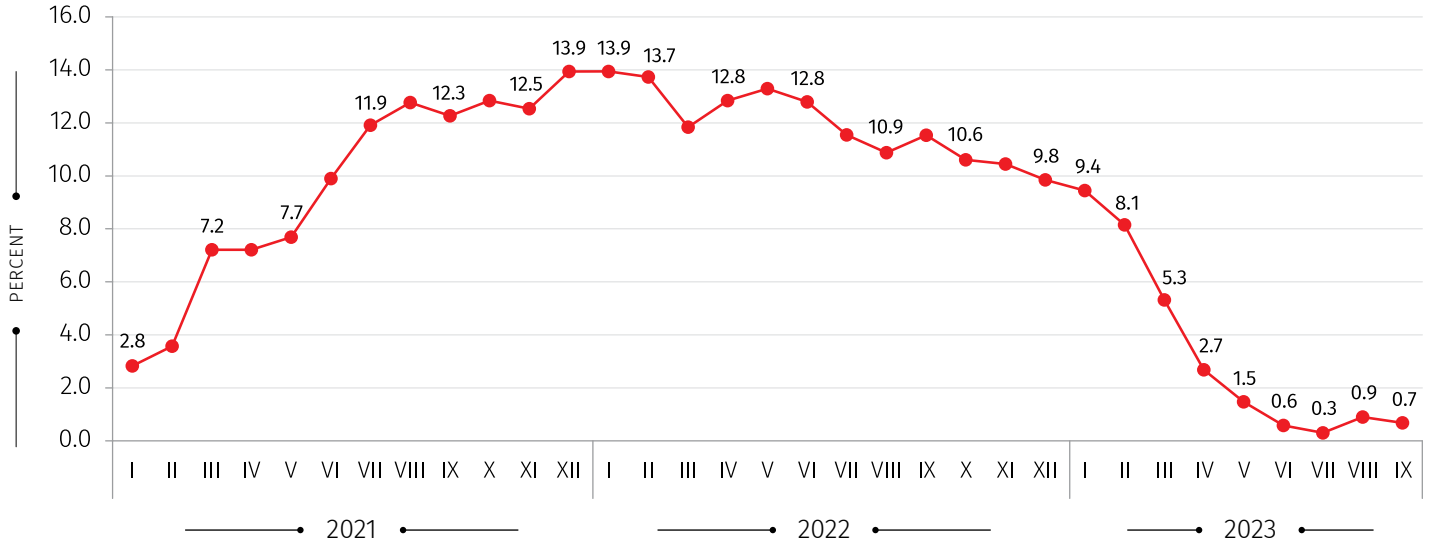
MONTHLY INFLATION



NATIONAL STATISTICS OFFICE OF GEORGIA

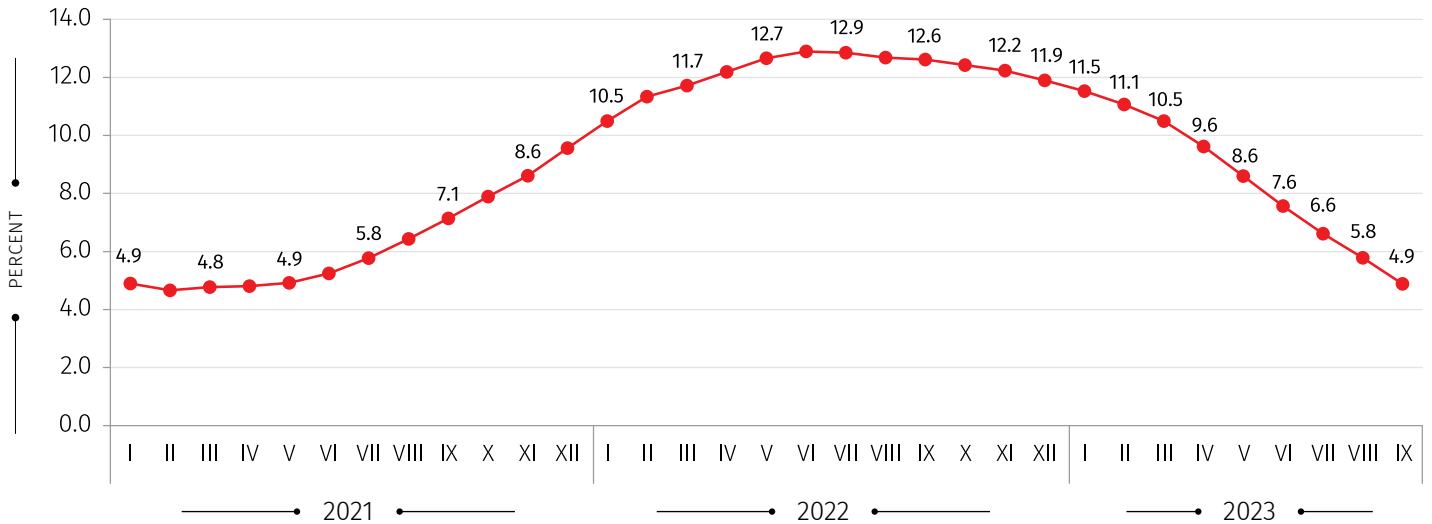
03.10.2023

ANNUAL INFLATION RATE IN GEORGIA (YEAR-ON-YEAR CHANGE)



AVERAGE INFLATION RATE

(12 MONTH AVERAGE OVER THE PREVIOUS 12 MONTH AVERAGE, PERCENTAGE CHANGE)



CONTACT PERSONS:

Giorgi Tetrauli,
Tel: (+995 32) 236 72 10 (400)
E-mail: gtetrauli@geostat.ge

Mariam Kavelashvili,
Tel: (+995 32) 236 72 10 (020).
E-mail: mkavelashvili@geostat.ge